

ATTACHMENT 1

CASH AND INVESTMENT REPORT

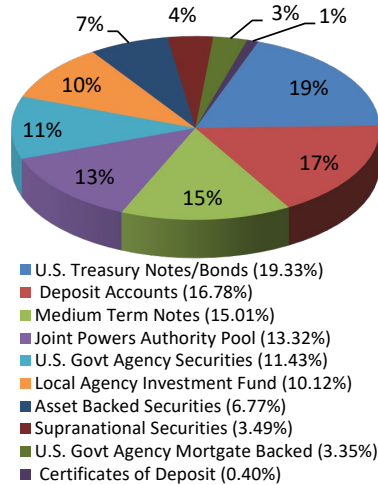




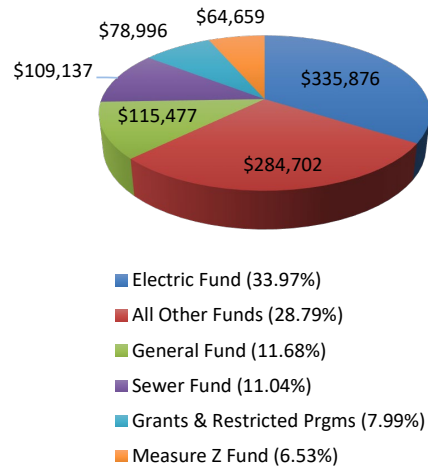
CITY OF RIVERSIDE Quarterly Investment Report June 30, 2022

	AMORTIZED COST	MARKET VALUE
POOLED INVESTMENT PORTFOLIO		
Deposit Accounts	\$ 165,877,455.67	\$ 165,877,455.67
Joint Powers Authority Pool	131,755,887.22	131,755,887.22
Local Agency Investment Fund (LAIF)	100,118,217.50	100,118,217.50
Certificates of Deposit	3,974,475.71	3,973,172.00
Medium Term Notes	158,451,946.98	148,471,902.08
U.S. Govt Agency Mortgage Backed Securities	34,003,415.18	33,108,091.81
Asset Backed Securities	68,736,886.14	66,956,337.94
Supranational Securities	37,090,512.00	34,457,769.11
U.S. Govt Agency Securities	119,069,564.65	113,001,105.94
U.S. Treasury Notes/Bonds	197,193,499.45	191,126,684.95
TOTAL POOLED INVESTMENT PORTFOLIO	1,016,271,860.50	988,846,624.22
INVESTMENTS HELD BY FISCAL AGENT -		
SECTION 115 PENSION TRUST FUND	20,103,998.43	19,423,387.15
OTHER INVESTMENTS HELD BY FISCAL AGENT	98,423,435.19	96,401,434.26
OTHER MISCELLANEOUS CASH	3,672,018.57	3,672,018.57
TOTAL CASH & INVESTMENTS	\$ 1,138,471,312.69	\$ 1,108,343,464.20

COMPOSITION OF POOLED PORTFOLIO




COMPOSITION OF POOLED PORTFOLIO BY FUND



It has been verified that this investment portfolio is in conformity, exclusive of items identified, with the City of Riverside's investment policy which was approved by City Council on 3/11/2020. The Treasurer's cash management program and cash flow analysis indicates that sufficient liquidity is on hand to meet estimated future expenditures for a period of six months. The weighted average maturity of the City's investment portfolio is 1.58 years. Market prices of securities are obtained from Interactive Data Corporation. Weighted average yield on cost for the City's investment portfolio is 1.23%. The cash held and invested with fiscal agents is subject to the investment provisions of the related trust indentures associated with the bond transaction which generated the cash.


Verified by: 
Nancy Garcia, Controller

Approved by: 
Edward P. Enriquez, Chief Financial Officer/Treasurer



CITY OF RIVERSIDE
Pooled Investment Portfolio Holdings
June 30, 2022

DESCRIPTION OF SECURITY	COUPON RATE	MATURITY DATE	*INVEST RATING	PURCH DATE	COST VALUE	MARKET VALUE
<u>DEPOSIT ACCOUNTS</u>						
Bank of America Checking and Reserve	N/A	Varies	NR	Varies	142,395,412.38	142,395,412.38
Federated Investors Federated Treasury	N/A	Varies	AAA	Varies	18,309,514.35	18,309,514.35
Citizens Business Bank	N/A	Varies	NR	Varies	5,172,528.94	5,172,528.94
SUBTOTAL DEPOSIT ACCOUNTS					165,877,455.67	165,877,455.67
<u>JOINT POWERS AUTHORITY POOL</u>						
California Asset Management Program (CAMP)	N/A	Varies	AAA	Varies	131,755,887.22	131,755,887.22
SUBTOTAL JOINT POWERS AUTHORITY POOL					131,755,887.22	131,755,887.22
LOCAL AGENCY INVESTMENT FUND (LAIF)	N/A	Varies	NR	Varies	100,118,217.50	100,118,217.50
<u>CERTIFICATES OF DEPOSIT</u>						
Westpac Banking Corp NY Yankee CD	0.300	10/26/22	A-1+	05/25/22	3,974,475.71	3,973,172.00
SUBTOTAL CERTIFICATES OF DEPOSIT					3,974,475.71	3,973,172.00
<u>MEDIUM TERM NOTES</u>						
Exxon Mobil Corp	1.902	08/16/22	AA-	08/13/19	2,375,000.00	2,371,867.38
Berkshire Hathaway	2.750	03/15/23	AA	05/09/19	4,451,187.75	4,434,764.95
Toyota Motor Credit Corp	3.450	09/20/23	A+	02/19/19	2,470,070.70	2,435,861.16
Charles Schwab Corp	0.750	03/18/24	A	03/16/21	1,954,022.50	1,876,436.37
Amazon.com Inc	0.450	05/12/24	AA	05/10/21	3,649,663.70	3,477,984.70
John Deere Capital Corp	0.450	06/07/24	A	06/07/21	2,077,400.00	1,966,463.20
Salesforce.com Inc	0.625	07/15/24	A+	06/29/21	1,064,456.85	1,008,676.41
Royal Bank of Canada	2.250	11/01/24	A	02/06/20	3,037,950.00	2,898,486.00
John Deere Capital Corp	2.050	01/09/25	A	02/06/20	3,024,810.00	2,907,090.00
American Honda Finance	1.500	01/13/25	A-	Various	4,483,050.30	4,273,708.50
Toyota Motor Credit Corp	1.800	02/13/25	A+	05/05/21	2,072,840.00	1,908,338.00
JP Morgan Chase & Co	3.220	03/01/25	A-	08/18/20	3,238,920.00	2,948,457.00
Chubb INA Holdings Inc	3.150	03/15/25	A	Various	6,518,943.13	5,849,449.43
Bank of America Corp	3.458	03/15/25	A-	04/23/20	5,263,900.00	4,931,445.00
Royal Bank of Canada	3.375	04/14/25	A	04/14/22	1,497,420.00	1,481,032.50
Bank of Montreal	1.850	05/01/25	A-	08/12/21	5,162,100.00	4,744,185.00
Caterpillar Financial Service	3.400	05/13/25	A	05/10/22	2,736,520.20	2,735,405.02
Qualcomm Inc	3.450	05/20/25	A	Various	5,245,703.20	4,978,965.00
Morgan Stanley	0.790	05/30/25	A-	Various	7,461,656.65	6,964,964.44
Honeywell Intl	1.350	06/01/25	A	06/23/20	5,119,000.00	4,710,480.00
Royal Bank of Canada	1.150	06/10/25	A	Various	5,044,880.00	4,630,215.00
American Honda Finance	1.200	07/08/25	A-	06/22/21	2,017,540.00	1,847,472.00
Toronto Dominion Bank	0.750	09/11/25	A	09/15/20	4,986,850.00	4,518,650.00
National Rural Utilities	3.250	11/01/25	A-	04/14/22	2,994,000.00	2,929,044.00
Simon Property Group	3.300	01/15/26	A-	08/11/21	4,750,593.75	4,236,229.38
Goldman Sachs Group Inc	0.855	02/12/26	BBB+	06/18/21	4,334,706.25	3,983,542.50
Bank of America Corp	2.015	02/13/26	A-	03/04/21	2,066,760.00	1,876,136.00
JP Morgan Chase & Co	2.005	03/13/26	A-	03/12/21	3,086,490.00	2,811,744.00
Citigroup Inc	3.106	04/08/26	BBB+	Various	6,788,825.00	6,125,049.00
JP Morgan Chase & Co	2.083	04/22/26	A-	06/23/21	3,105,570.00	2,807,724.00



CITY OF RIVERSIDE
Pooled Investment Portfolio Holdings
June 30, 2022


DESCRIPTION OF SECURITY	COUPON RATE	MATURITY DATE	*INVEST RATING	PURCH DATE	COST VALUE	MARKET VALUE
Guardian Life Glob Fun	1.250	05/13/26	AA+	02/09/22	2,307,168.00	2,166,924.00
United Health Group Inc	1.150	05/15/26	A+	Various	2,852,118.20	2,722,956.00
Toyota Motor Credit Corp	1.125	06/18/26	A+	Various	4,989,707.50	4,521,275.01
Bank of America Corp	1.319	06/19/26	A-	06/18/21	2,004,120.00	1,816,542.00
Met Tower Global Funding	1.250	09/14/26	AA-	09/07/21	2,927,304.40	2,604,233.81
Bank of Montreal	1.250	09/15/26	A-	Various	2,495,539.50	2,217,577.50
Wal-Mart Stores	1.050	09/17/26	AA	09/08/21	1,332,476.85	1,215,580.25
Metlife	1.875	01/11/27	AA-	01/03/22	4,240,160.70	3,857,507.91
Toronto-Dominion Bank	1.950	01/12/27	A	01/25/22	992,295.35	905,863.01
Charles Schwab Corp	2.450	03/03/27	A	03/01/22	1,668,196.40	1,559,698.17
Goldman Sachs Group Inc	1.431	03/09/27	BBB+	Various	2,914,727.50	2,884,183.25
Berkshire Hathaway	2.300	03/15/27	AA	03/07/22	4,924,064.25	4,658,660.93
Amazon.com Inc	3.300	04/13/27	AA	04/25/22	2,994,810.00	2,946,708.00
Virginia Electric Power Corp	3.750	05/15/27	BBB+	Various	4,008,326.95	3,966,032.00
Citigroup Inc	1.462	06/09/27	BBB+	06/21/22	1,753,880.00	1,770,370.00
Merck & Co	1.700	06/10/27	A+	06/23/22	3,966,221.40	3,987,924.30
SUBTOTAL MEDIUM TERM NOTES					158,451,946.98	148,471,902.08

U.S. GOVERNMENT AGENCY MORTGAGE BACKED SECURITIES

FHLMC - K026 A2	2.510	11/25/22	NR	04/16/19	9,191,882.71	9,230,674.63
FHLMC - K723 A2	2.454	08/25/23	NR	07/16/19	9,486,656.88	9,315,526.78
FHLMC - K041 A2	3.171	10/25/24	AAA	07/01/21	5,378,515.63	4,976,565.00
FHLMC - K047 A2	3.329	05/25/25	NR	05/20/22	5,028,906.25	4,986,275.00
FHLMC - K049 A2	3.010	07/25/25	NR	06/23/21	1,789,016.21	1,635,539.40
FHLMC - K059 A2	3.120	09/25/26	AAA	02/18/22	3,128,437.50	2,963,511.00
SUBTOTAL U.S. GOVERNMENT AGENCY MORTGAGE BACKED SECURITIES					34,003,415.18	33,108,091.81


U.S. GOVERNMENT AGENCY ASSET BACKED SECURITIES

Honda Auto Receivables	1.610	04/22/24	NR	02/19/20	1,497,432.36	1,488,336.67
Hyundai Auto Lease Trust	0.330	06/17/24	AAA	06/08/21	2,789,581.50	2,717,513.01
John Deere Owner Trust	1.100	08/15/24	NR	03/04/20	1,066,525.58	1,055,798.98
Toyota Auto Receivables Trust	0.440	10/15/24	AAA	07/21/20	1,305,448.56	1,287,710.07
Honda Auto Receivables Trust	0.370	10/18/24	AAA	09/22/20	1,774,369.40	1,742,491.54
GM Financial Auto Lease Trust	0.390	10/21/24	AAA	04/18/22	1,572,855.47	1,567,973.70
Toyota Lease Owner Trust	0.420	10/21/24	NR	07/27/21	2,484,966.45	2,394,401.87
John Deere Owner Trust	0.510	11/15/24	NR	07/14/20	603,145.95	593,294.71
Mercedes-Benz Auto Lease Trust	0.400	11/15/24	AAA	06/22/21	2,589,804.46	2,507,438.57
BMW Vehicle Lease Trust	0.330	12/26/24	NR	09/08/21	1,624,832.30	1,577,376.14
Hyundai Auto Lease Trust	1.160	01/15/25	AAA	01/11/22	2,074,954.14	2,004,582.80
Toyota Lease Owner Trust	1.960	02/20/25	AAA	02/23/22	4,384,309.80	4,273,906.03
GM Financial Auto Lease Trust	1.900	03/20/25	NR	02/15/22	3,599,969.04	3,504,466.80
BMW Vehicle Lease Trust	1.100	03/25/25	AAA	01/11/22	1,719,742.86	1,660,651.40
Honda Auto Receivables Trust	0.270	04/21/25	NR	02/17/21	1,129,979.32	1,103,145.55
Toyota Auto Receivables Owners	0.260	05/15/25	NR	02/02/21	4,144,230.69	4,047,505.46
GM Financial Auto Lease Trust	3.420	06/20/25	AAA	05/03/22	2,399,749.68	2,387,743.20
Hyundai Auto Receivables Trust	0.380	09/15/25	AAA	04/20/21	1,474,844.83	1,424,690.70
John Deere Owner Trust	0.360	09/15/25	NR	03/02/21	1,624,687.68	1,562,450.50
Hyundai Auto Receivables Trust	0.380	01/15/26	AAA	07/20/21	4,713,959.40	4,526,404.72
Honda Auto Receivables Trust	0.880	01/21/26	NR	11/16/21	1,749,631.10	1,669,032.75
John Deere Owner Trust	0.520	03/16/26	NR	07/13/21	2,204,803.31	2,092,397.27



CITY OF RIVERSIDE
Pooled Investment Portfolio Holdings
June 30, 2022


DESCRIPTION OF SECURITY	COUPON RATE	MATURITY DATE	*INVEST RATING	PURCH DATE	COST VALUE	MARKET VALUE
Honda Auto Receivables Trust	1.880	05/15/26	AAA	02/15/22	2,814,576.62	2,725,111.42
Hyundai Auto Receivables Trust	0.740	05/15/26	AAA	11/09/21	1,249,721.00	1,194,440.00
BMW Vehicle Owner Trust	3.210	08/25/26	AAA	05/10/22	1,999,896.00	1,979,170.00
GM Financial Securitized Term	0.680	09/16/26	AAA	10/13/21	1,334,965.96	1,267,518.42
John Deere Owner Trust	2.320	09/16/26	NR	03/10/22	1,724,618.43	1,681,062.53
Hyundai Auto Receivables Trust	2.220	10/15/26	AAA	03/09/22	3,079,881.42	2,985,139.11
GM Financial Auto Receivables	1.260	11/16/26	AAA	01/11/22	1,139,900.93	1,090,717.80
GM Financial Securitized ART	3.100	02/16/27	AAA	04/05/22	1,674,649.93	1,659,829.53
American Express Credit Trust	3.390	05/17/27	AAA	05/17/22	5,188,851.97	5,184,036.69
SUBTOTAL U.S. GOVERNMENT AGENCY ASSET BACKED SECURITIES					68,736,886.14	66,956,337.94
<u>SUPRANATIONAL SECURITIES</u>						
Inter-American Dev Bank	0.500	09/23/24	AAA	09/15/21	8,403,776.60	7,953,841.60
Intl. Bank Recon & Development	0.625	04/22/25	AAA	04/15/20	4,278,378.35	4,011,907.96
Inter-American Dev Bank	0.625	07/15/25	AAA	01/13/21	5,071,967.50	4,681,324.75
Intl. Bank Recon & Development	0.500	10/28/25	AAA	Various	9,994,372.85	9,179,620.00
Inter-American Dev Bank	0.875	04/20/26	AAA	04/13/21	9,342,016.70	8,631,074.80
SUBTOTAL SUPRANATIONAL SECURITIES					37,090,512.00	34,457,769.11
<u>U.S. GOVERNMENT AGENCY SECURITIES</u>						
FHLMC	0.375	05/05/23	AA+	05/05/20	4,758,000.80	4,660,354.16
FNMA	0.250	05/22/23	AA+	05/20/20	7,651,898.25	7,500,386.08
FHLMC	0.250	06/26/23	AA+	06/24/20	5,588,633.40	5,455,380.13
FNMA	0.250	07/10/23	AA+	07/08/20	4,445,421.75	4,337,027.15
FHLMC	0.250	08/24/23	AA+	08/19/20	7,507,334.70	7,291,654.20
FHLMC	0.125	10/16/23	AA+	Various	9,961,598.25	9,650,930.01
FHLMC	0.250	11/06/23	AA+	11/03/20	9,331,594.00	9,014,902.62
FHLB	2.750	12/13/24	AA+	02/06/20	5,281,300.00	4,969,165.00
FNMA	1.625	01/07/25	AA+	03/04/20	8,281,440.00	7,730,984.00
FHLMC	1.500	02/12/25	AA+	02/13/20	6,599,914.15	6,354,419.51
FHLB	2.375	03/14/25	AA+	03/19/20	6,346,620.00	5,889,222.00
FNMA	0.625	04/22/25	AA+	04/22/20	5,199,267.40	4,876,367.23
FHLB	0.500	06/13/25	AA+	06/29/20	5,007,400.00	4,649,920.00
FNMA	0.500	06/17/25	AA+	06/17/20	6,506,503.60	6,053,885.20
FHLMC	0.375	07/21/25	AA+	07/21/20	4,606,942.60	4,275,230.88
FNMA	0.375	08/25/25	AA+	Various	7,962,282.50	7,354,976.00
FHLMC	0.375	09/23/25	AA+	Various	7,970,197.55	7,343,560.01
FNMA	0.500	11/07/25	AA+	11/09/20	6,063,215.70	5,592,741.76
SUBTOTAL U.S. GOVERNMENT AGENCY SECURITIES					119,069,564.65	113,001,105.94
<u>U.S. GOVERNMENT TREASURY SECURITIES</u>						
US Treasury	1.625	05/31/23	AA+	10/31/19	7,020,781.25	6,919,339.00
US Treasury	0.125	05/31/23	AA+	06/18/21	6,233,398.44	6,094,968.75
US Treasury	2.625	06/30/23	AA+	Various	9,934,024.79	9,972,270.00
US Treasury	1.625	10/31/23	AA+	10/31/19	12,441,656.25	12,191,717.20
US Treasury	2.875	11/30/23	AA+	01/09/19	3,044,882.81	2,998,125.00
US Treasury	2.250	01/31/24	AA+	06/05/19	10,671,445.31	10,388,437.50
US Treasury	2.000	04/30/24	AA+	Various	17,578,257.82	17,109,768.00



CITY OF RIVERSIDE
Pooled Investment Portfolio Holdings
June 30, 2022


DESCRIPTION OF SECURITY	COUPON RATE	MATURITY DATE	*INVEST RATING	PURCH DATE	COST VALUE	MARKET VALUE
US Treasury	0.250	06/15/24	AA+	06/18/21	4,965,429.69	4,745,510.00
US Treasury	1.750	06/30/24	AA+	09/09/19	9,358,759.77	9,036,093.75
US Treasury	1.500	02/15/25	AA+	Various	15,947,968.76	15,875,442.00
US Treasury	1.125	02/28/25	AA+	03/24/20	6,177,656.25	5,716,404.00
US Treasury	1.750	03/15/25	AA+	05/04/22	4,827,539.06	4,839,060.00
US Treasury	2.750	05/15/25	AA+	Various	9,795,000.00	9,932,810.00
US Treasury	0.250	09/30/25	AA+	10/16/20	6,975,937.50	6,402,536.00
US Treasury	0.375	12/31/25	AA+	12/29/20	2,249,824.22	2,053,037.25
US Treasury	0.375	01/31/26	AA+	Various	8,625,488.28	7,965,921.25
US Treasury	0.750	03/31/26	AA+	03/30/21	3,969,843.75	3,678,592.00
US Treasury	0.750	05/31/26	AA+	Various	9,942,773.44	9,161,330.00
US Treasury	0.750	08/31/26	AA+	Various	5,170,878.90	4,785,495.75
US Treasury	1.125	10/31/26	AA+	Various	12,919,453.14	12,000,118.00
US Treasury	1.500	01/31/27	AA+	Various	15,585,117.20	15,428,143.50
US Treasury	2.750	04/30/27	AA+	Various	13,757,382.82	13,831,566.00
SUBTOTAL U.S. GOVERNMENT TREASURY SECURITIES					197,193,499.45	191,126,684.95
TOTAL POOLED CASH & INVESTMENTS					1,016,271,860.50	988,846,624.22

*The City uses S&P ratings




CITY OF RIVERSIDE
Investments held by Fiscal Agent
Section 115 Pension Trust Fund
June 30, 2022

DESCRIPTION OF SECURITY	COST VALUE	MARKET VALUE
<u>CASH AND EQUIVALENTS</u>		
Cash	39,082.44	39,082.44
First American Government Obligation Fund CL "Z"	1,960,732.45	1,960,732.45
SUBTOTAL CASH AND EQUIVALENTS	1,999,814.89	1,999,814.89
<u>MUTUAL FUNDS - EQUITY</u>		
Ishares Core - S P500 Etf	2,522,065.24	2,581,253.20
Ishares S P - 500 Growth Etf	1,040,982.57	1,037,778.60
Ishares S P - 500 Value Etf	1,177,485.04	1,187,791.86
Ishares - Russell Mid Cap Etf	872,669.28	833,014.78
Ishares - Russell 2000 Value Etf	712,519.91	689,463.60
Ishares - Russell 2000 Growth Etf	746,250.06	650,701.74
Ishares Core - Msci Eafe Etf	956,043.06	895,461.60
Vanguard Ftse - Emerging Markets Etf	608,316.22	580,351.10
Vanguard Real - Estate Etf	331,713.83	326,720.46
SUBTOTAL MUTUAL FUNDS - EQUITY	8,968,045.21	8,782,536.94
<u>MUTUAL FUNDS - FIXED INCOME</u>		
Ishares Core - U.S. Aggregate Bond Etf	6,870,607.14	6,460,747.20
Vanguard High - Yield Corporate Adm	202,999.38	187,507.80
Vanguard - Short Term Invt Grade #539	2,062,531.81	1,992,780.32
SUBTOTAL MUTUAL FUNDS - FIXED INCOME	9,136,138.33	8,641,035.32
TOTAL ASSETS	20,103,998.43	19,423,387.15



CITY OF RIVERSIDE
Investments Held by Fiscal Agent
June 30, 2022

DESCRIPTION OF SECURITY	COUPON RATE	MATURITY DATE	*INVEST RATING	PURCH DATE	COST VALUE	MARKET VALUE
<u>CASH & MONEY MARKET ACCOUNTS</u>						
Cash - Custodial Cash Account US Bank	N/A	Varies	NR	Varies	40,576.56	40,576.56
Cash - Bank of America Equipment Lease	N/A	Varies	NR	Varies	11,985,281.98	11,985,281.98
US Bank Commercial Paper Sweep	N/A	Varies	NR	Varies	665,416.85	665,416.85
US Bank Gcts0170	N/A	Varies	NR	Varies	17,021,260.48	17,021,260.48
US Bank Gcts0185	N/A	Varies	NR	Varies	4,665,847.18	4,665,847.18
First American Government Obligation CL "Y"	N/A	Varies	AAA	Varies	543,014.04	543,014.04
First American Prime Obligations Fund CL " Z "	N/A	Varies	AAA	Varies	10,179,301.30	10,179,301.30
SUBTOTAL CASH & MONEY MARKET ACCOUNTS					45,100,698.39	45,100,698.39
LOCAL AGENCY INVESTMENT FUND (LAIF)	N/A	Varies	NR	Varies	1,244,036.23	1,244,036.23
<u>MEDIUM TERM NOTES</u>						
Charles Schwab Corp	0.750	03/18/24	A	Various	601,166.80	575,888.40
Amazon.com Inc	0.450	05/12/24	AA	05/10/21	394,423.30	375,869.76
John Deere Capital Corp	0.450	06/07/24	A	06/07/21	369,537.50	349,803.56
Salesforce.com Inc	0.625	07/15/24	A+	06/29/21	94,951.55	89,975.83
American Honda Finance	1.500	01/13/25	A-	Various	695,744.40	664,799.10
Toyota Motor Credit Corp	1.800	02/13/25	A+	05/05/21	777,315.00	715,626.75
Chubb INA Holdings Inc	3.150	03/15/25	A	01/26/21	659,406.00	589,959.60
Caterpillar Financial Service	3.400	05/13/25	A	05/10/22	209,733.30	209,647.83
Morgan Stanley	0.790	05/30/25	A-	05/26/21	640,340.50	597,130.24
Eli Lilly & Co	2.750	06/01/25	A+	06/10/21	699,166.00	640,201.90
Honeywell Intl	1.350	06/01/25	A	06/10/21	717,066.00	659,467.20
PNC Bank	3.250	06/01/25	A	06/10/21	710,365.50	641,019.60
Royal Bank of Canada	1.150	06/10/25	A	02/22/21	607,344.00	555,625.80
Toronto Dominion Bank	0.750	09/11/25	A	02/10/21	650,292.50	587,424.50
Simon Property Group	3.300	01/15/26	A-	08/11/21	678,656.25	605,175.63
Goldman Sachs Group Inc	0.855	02/12/26	BBB+	06/18/21	619,243.75	569,077.50
Bank of America Corp	2.015	02/13/26	A-	03/04/21	620,028.00	562,840.80
JP Morgan Chase & Co	2.005	03/13/26	A-	03/12/21	617,298.00	562,348.80
Citigroup Inc	3.106	04/08/26	BBB+	06/18/21	669,075.00	600,495.00
United Health Group Inc	1.150	05/15/26	A+	Various	130,420.30	117,994.76
Wal-Mart Stores	1.050	09/17/26	AA	09/08/21	119,773.20	109,265.65
Target Corp	1.950	01/15/27	A	01/19/22	264,549.50	246,167.78
Virginia Electric Power Corp	3.750	05/15/27	BBB+	05/16/22	119,625.60	118,980.96
SUBTOTAL MEDIUM TERM NOTES					11,665,521.95	10,744,786.95
<u>U.S. GOVERNMENT AGENCY ASSET BACKED SECURITIES</u>						
Mercedes-Benz Auto Lease Trust	0.400	11/15/24	AAA	06/22/21	239,981.88	232,349.53
BMW Vehicle Lease Trust	0.330	12/26/24	NR	09/08/21	149,984.52	145,603.95
GM Financial Auto Lease Trust	1.900	03/20/25	NR	02/15/22	309,997.33	301,773.54
BMW Vehicle Lease Trust	1.100	03/25/25	AAA	01/11/22	149,977.58	144,824.25
Honda Auto Receivables Trust	0.270	04/21/25	NR	02/17/21	124,997.71	122,029.38
Toyota Auto Receivables Owners	0.260	05/15/25	NR	02/02/21	464,913.70	454,062.74
Hyundai Auto Receivables Trust	0.380	09/15/25	AAA	04/20/21	164,982.64	159,372.18
John Deere Owner Trust	0.360	09/15/25	NR	03/02/21	179,965.40	173,071.44
Hyundai Auto Receivables Trust	0.380	01/15/26	AAA	07/20/21	434,904.00	417,600.44
Honda Auto Receivables Trust	0.880	01/21/26	NR	11/16/21	154,967.33	147,828.62



CITY OF RIVERSIDE
Investments Held by Fiscal Agent
June 30, 2022

DESCRIPTION OF SECURITY	COUPON RATE	MATURITY DATE	*INVEST RATING	PURCH DATE	COST VALUE	MARKET VALUE
John Deere Owner Trust	0.520	03/16/26	NR	07/13/21	204,981.72	194,531.27
Honda Auto Receivables Trust	1.880	05/15/26	AAA	02/15/22	244,963.15	237,176.66
Hyundai Auto Receivables Trust	0.740	05/15/26	AAA	11/09/21	109,975.45	105,110.72
BMW Vehicle Owner Trust	3.210	08/25/26	AAA	05/10/22	149,992.20	148,437.75
GM Financial Securitized Term	0.680	09/16/26	AAA	10/13/21	114,997.07	109,186.98
John Deere Owner Trust	2.320	09/16/26	NR	03/10/22	179,960.19	175,415.23
GM Financial Auto Receivables	1.260	11/16/26	AAA	01/11/22	99,991.31	95,677.00
GM Financial Securitized ART	3.100	02/16/27	AAA	04/05/22	139,970.75	138,732.03
SUBTOTAL U.S. GOVERNMENT AGENCY ASSET BACKED SECURITIES					3,619,503.93	3,502,783.71
<u>SUPRANATIONAL SECURITIES</u>						
Inter-American Dev Bank	0.500	09/23/24	AAA	09/15/21	764,433.90	723,506.40
International Finance Corp	1.375	10/16/24	AAA	07/12/21	1,026,900.00	963,328.00
Intl. Bank Recon & Development	0.500	10/28/25	AAA	01/26/21	1,000,640.00	917,962.00
Inter-American Dev Bank	0.875	04/20/26	AAA	04/13/21	1,040,213.90	961,052.02
SUBTOTAL SUPRANATIONAL SECURITIES					3,832,187.80	3,565,848.42
<u>U.S. GOVERNMENT AGENCY SECURITIES</u>						
FFCB	0.125	02/03/23	AA+	01/26/21	854,521.20	842,517.86
FHLB	0.125	03/17/23	AA+	03/17/21	779,142.00	766,064.52
FFCB	0.125	04/13/23	AA+	04/06/21	1,033,633.80	1,013,774.22
FFCB	1.750	02/14/25	AA+	02/10/22	603,384.65	585,649.08
SUBTOTAL U.S. GOVERNMENT AGENCY SECURITIES					3,270,681.65	3,208,005.68
<u>U.S. GOVERNMENT TREASURY SECURITIES</u>						
US Treasury	1.875	09/30/22	AA+	02/16/18	2,902,617.18	3,000,450.00
US Treasury	2.125	12/31/22	AA+	02/16/18	2,929,335.94	2,994,141.00
US Treasury	0.125	02/15/24	AA+	02/23/21	997,187.50	956,055.00
US Treasury	0.250	05/15/24	AA+	05/18/21	2,194,671.88	2,092,664.20
US Treasury	0.375	09/15/24	AA+	09/29/21	1,990,312.50	1,889,376.00
US Treasury	0.375	01/31/26	AA+	Various	1,724,482.43	1,593,184.25
US Treasury	0.750	03/31/26	AA+	05/18/21	2,194,070.32	2,023,225.60
US Treasury	0.750	05/31/26	AA+	06/23/21	3,232,099.61	2,977,432.25
US Treasury	1.500	01/31/27	AA+	03/30/22	765,312.50	748,031.20
SUBTOTAL U.S. GOVERNMENT TREASURY SECURITIES					18,930,089.86	18,274,559.50
<u>INVESTMENT CONTRACTS</u>						
Trinity Plus	0.047	10/01/29	NR	03/31/20	6,411,744.65	6,411,744.65
Trinity Plus	0.047	10/01/35	NR	03/31/20	4,348,970.73	4,348,970.73
SUBTOTAL INVESTMENT CONTRACTS					10,760,715.38	10,760,715.38
TOTAL INVESTMENTS HELD WITH FISCAL AGENT					98,423,435.19	96,401,434.26

*The City uses S&P ratings

**City of Riverside
Cash Balances by Fund
As of June 30, 2022**

Fund	Cash Balance ¹	Interfund Loan Receivables ²	Cash Balance + Loan Receivables	
General Fund	101	115,476,400	-	115,476,400
Measure Z	110	64,659,092	-	64,659,092
Pension Trust	115	184,994	-	184,994
Enterprise Funds				
Electric	510	310,843,889	2,454,345	313,298,234
Electric - Public Benefits Program	511	25,032,044	-	25,032,044
Water	520	56,632,427	-	56,632,427
Water - Conservation & Reclamation Program	521	3,329,359	-	3,329,359
Airport	530	1,610,251	-	1,610,251
Refuse Collection	540	5,597,656	-	5,597,656
Sewer Service	550	109,137,341	1,442,409	110,579,750
Special Transit	560	3,287,087	-	3,287,087
Public Parking	570	1,994,514	-	1,994,514
Civic Entertainment (Convention Center, Visitors Bureau, Sports Commission)	580	63,828	-	63,828
Civic Entertainment (Fox, Box, RMA, Showcase)	581	3,343,032	-	3,343,032
Civic Entertainment (Cheech Marin Center)	582	(2,885,811)	-	(2,885,811)
SubTotal - Enterprise Funds		517,985,617	3,896,754	521,882,371
Special Revenue Funds				
Grants and Restricted Programs	215	78,996,068	-	78,996,068
Community Development Block Grant	220	(252,594)	-	(252,594)
Home Investment Partnership Program	221	(498,155)	-	(498,155)
Housing Opportunities for Persons with AIDS	222	(333,468)	-	(333,468)
Community Development Grants	223	5,868,598	-	5,868,598
Neighborhood Stabilization Program	225	162,781	-	162,781
Special Gas Tax	230	29,694,724	-	29,694,724
Air Quality Improvement	240	1,681,241	-	1,681,241
NPDES Storm Drain	260	40,258	-	40,258
Housing Authority	280	1,811,423	-	1,811,423
Housing Assets	281	8,302,142	-	8,302,142
Special Districts	Various	676,480	-	676,480
SubTotal - Special Revenue Funds		126,149,498	-	126,149,498
Capital Projects Funds				
Capital Outlay	401	2,046,273	-	2,046,273
Storm Drain	410	2,527,960	-	2,527,960
Local Park Special Capital Improvements	411	769,017	-	769,017
Regional Park Special Capital Improvements	413	3,523,443	-	3,523,443
Measure Z Capital Outlay	420	17,778,514	-	17,778,514
Capital Outlay Grants	430	1,622,809	-	1,622,809
Transportation Projects	431	210	-	210
Measure A Capital Outlay	432	25,979,222	-	25,979,222
Transportation Development Impact Fees	433	6,710,001	-	6,710,001
Transportation Uniform Mitigation Fees	434	(1,783,124)	-	(1,783,124)
Community Facilities Districts and Assessment Districts	Various	2,025,283	-	2,025,283
SubTotal - Capital Project Funds		61,199,608	-	61,199,608
Debt Service Funds				
Debt Service Fund - General	390	4,331,926	-	4,331,926
Debt Service Fund - Public Works	391	56,862	-	56,862
SubTotal Debt Service Funds		4,388,788	-	4,388,788
Agency Funds				
Successor Agency	Various	27,850,804	-	27,850,804
Community Facilities Districts and Assessment Districts	Various	536,203	-	536,203
Special Deposits	Various	13,211,751	-	13,211,751
SubTotal Agency Funds		41,598,758	-	41,598,758
Internal Service Funds				
Workers' Compensation Insurance Trust	610	19,237,832	-	19,237,832
Unemployment Insurance Trust	620	256,044	-	256,044
Liability Insurance Trust	630	3,999,638	-	3,999,638
Parada Settlement Fund	631	21,698,505	-	21,698,505
Central Garage	650	12,011,850	-	12,011,850
SubTotal - Internal Service Funds		57,203,869	-	57,203,869
Total - All Funds \$ 988,846,624 \$ 3,896,754 \$ 992,743,378				

¹ Amount reflects each fund's share of the City's pooled investment portfolio.

² Amounts shown are interfund loans outstanding. Interfund loan receivable balances are treated as available cash due to the ability to move loan receivables to other funds as needed.