



# RIVERSIDE CALIFORNIA

## PUBLIC WORKS DEPARTMENT ORANGE STREET ONE-WAY CONVERSION PROJECT

### GENERAL CONSTRUCTION NOTES:

- THE CONTRACTOR SHALL PROVIDE AND MAINTAIN TRAFFIC AS INDICATED IN THE ASSOCIATED PROJECT PLAN.
- CONSTRUCTION SHALL BE IN ACCORDANCE WITH THE CITY OF RIVERSIDE STANDARD DRAWINGS AND STANDARD SPECIFICATIONS FOR PUBLIC WORKS CONSTRUCTION, 2021 EDITION.
- EXISTING UTILITIES SHOWN ON THIS PLAN ARE PLOTTED FROM UTILITY RECORDS. THE CONTRACTOR IS RESPONSIBLE FOR VERIFYING THE LOCATION AND DEPTH OF ALL UTILITIES WHETHER OR NOT SHOWN ON THIS PLAN. PRELIMINARY MEASURES TO LOCATE AND PROTECT ALL UTILITIES SHALL BE MADE PRIOR TO CONSTRUCTION.
- ALL STREET PULL BOXES, AFFECTED BY CONSTRUCTION, SHALL BE ADJUSTED TO THE PROPOSED GRADE.
- THE SEAM BETWEEN PASSES OF THE AS OVERLAY SHALL COMBE, AS CLOSE AS POSSIBLE, TO THE CENTERLINE OF THE STREET.
- COLD MILLING SHALL BE AS DESCRIBED ON THE PLANS AND SPECIAL PROVISIONS OR AS DIRECTED BY THE ENGINEER.
- EXISTING CURBS SHALL BE REMOVED AND REPLACED AS DIRECTED BY THE ENGINEER.
- CONTRACTOR SHALL REMOVE ALL VEGETATION AND CLEAR ALL DIRT WITHIN ALL SIDEWALK PANELS AND DRIVEWAYS.
- ALL WELLS WITHIN THE PROJECT LIMITS SHALL BE PROTECTED IN PLACE, UNLESS OTHERWISE NOTED.
- EXISTING IRRIGATION SHALL BE PROTECTED OR MODIFIED AS NECESSARY TO CONSTRUCT NEW CONCRETE IMPROVEMENTS.
- SEE STRIPING & TRAFFIC SIGNAL PLANS FOR REMOVAL, REPLACEMENT, AND RELOCATION OF EXISTING TRAFFIC SIGNALS.
- ADJACENT FLOW LINES SHALL BE MAINTAINED AT ALL LOCATIONS.
- REMOVAL AND REPLACEMENT OF CONCRETE IMPROVEMENTS INCLUDED REMOVAL OF TREE ROOTS WHEN REQUIRED.
- REMOVAL AND REPLACEMENT OF CONCRETE IMPROVEMENTS INCLUDED REMOVAL OF TREE ROOTS WHEN REQUIRED.
- REMOVAL AND REPLACEMENT OF CONCRETE IMPROVEMENTS INCLUDED REMOVAL OF TREE ROOTS WHEN REQUIRED.
- REMOVAL AND REPLACEMENT OF CONCRETE IMPROVEMENTS INCLUDED REMOVAL OF TREE ROOTS WHEN REQUIRED.

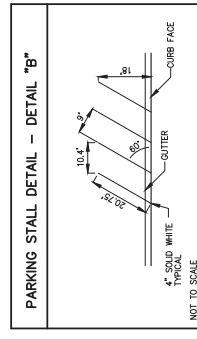
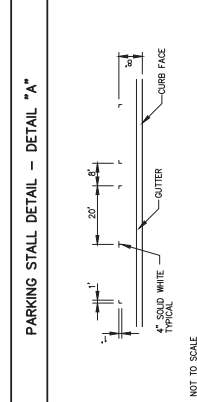
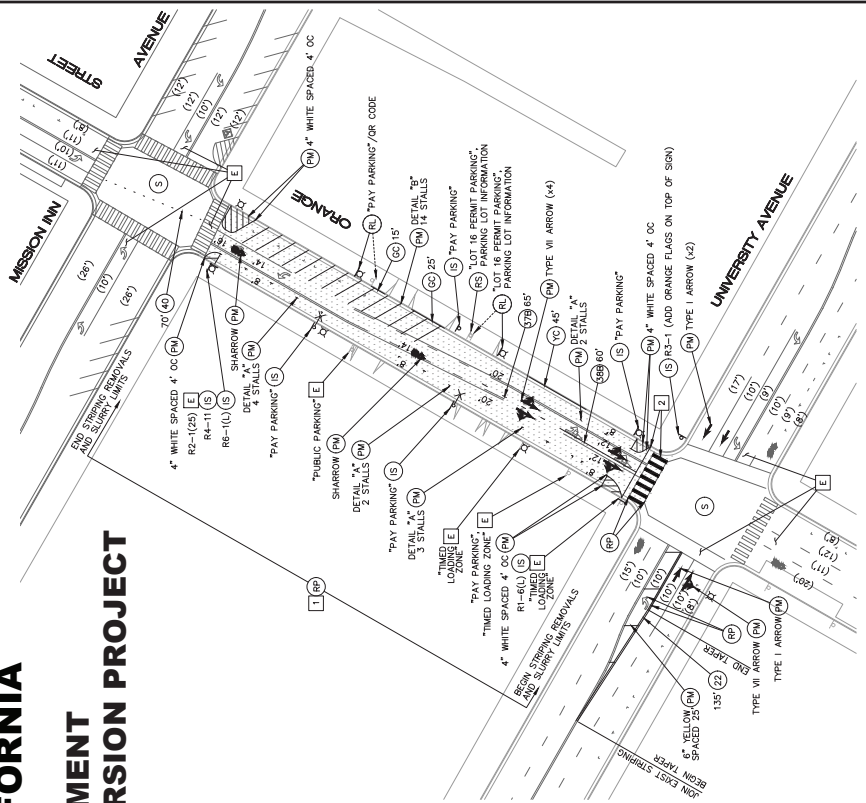
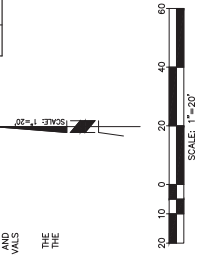
### SIGNING AND STRIPING GENERAL NOTES:

- SIGNING AND STRIPING INSTALLATIONS SHALL CONFORM TO THE 2014 CALIFORNIA MANUAL ON UNIFORM TRAFFIC CONTROL DEVICES (CA MUTCD), THE STATE OF CALIFORNIA STANDARD SPECIFICATIONS FOR PUBLIC WORKS CONSTRUCTION, 2021 EDITION, AND THE CITY OF RIVERSIDE PUBLIC WORKS DEPARTMENT STANDARD DRAWINGS, CURRENT EDITION.
- ALL STRIPING, MARKINGS, AND LEGENDS SHALL BE REFLECTORIZED THERMOPLASTIC RASSED PAVEMENT MARKERS FOR ALL STRIPING, STRIPING MARKINGS, AND LEGENDS SHALL CONFORM TO THE LATEST CALTRANS STANDARD PLANS A224 THROUGH A240 AND A241 THROUGH A246.
- ALL NEW STRIPING SHALL BE "CAT TRACKED" AND APPROVED BY THE ENGINEER PRIOR TO FINAL INSTALLATION. THE CONTRACTOR SHALL NOTIFY THE ENGINEER PRIOR TO THE COMMENCEMENT OF STRIPING AND MARKING INSTALLATION. COMMENCING INSTALLATION OF STRIPING, MARKINGS AND MARKERS, DAYS BE ONE PRIOR TO THE COMMENCEMENT OF CONSTRUCTION.
- TRAFFIC SIGN FACE SHALL BE 3M DIAMOND GRADE D03 REFLECTIVE SHEETING (ASTM X21) OR APPROVED EQUAL WITH PROTECTIVE GRAFFITI OVERLAY FILM OR AS SPECIFIED BY THE ENGINEER. ALL SIGNAGE SHALL BE SUBMITTED TO THE CITY ENGINEER FOR APPROVAL AND SHALL HAVE A FLOUORESCENT YELLOW-GREEN BACKGROUND.
- ALL NEW STRIPING SHALL BE "CAT TRACKED" AND APPROVED BY THE ENGINEER PRIOR TO FINAL INSTALLATION. THE CONTRACTOR SHALL NOTIFY THE ENGINEER PRIOR TO THE COMMENCEMENT OF STRIPING AND MARKING INSTALLATION. COMMENCING INSTALLATION OF STRIPING, MARKINGS AND MARKERS, DAYS BE ONE PRIOR TO THE COMMENCEMENT OF CONSTRUCTION.
- TRAFFIC SIGN FACE SHALL BE 3M DIAMOND GRADE D03 REFLECTIVE SHEETING (ASTM X21) OR APPROVED EQUAL WITH PROTECTIVE GRAFFITI OVERLAY FILM OR AS SPECIFIED BY THE ENGINEER. ALL SIGNAGE SHALL BE SUBMITTED TO THE CITY ENGINEER FOR APPROVAL AND SHALL HAVE A FLOUORESCENT YELLOW-GREEN BACKGROUND.
- ALL EXISTING STRIPING, MARKINGS, AND LEGENDS SHALL BE REFLECTORIZED THERMOPLASTIC RASSED PAVEMENT MARKERS FOR ALL STRIPING, STRIPING MARKINGS, AND LEGENDS SHALL CONFORM TO THE LATEST CALTRANS STANDARD PLANS A224 THROUGH A240 AND A241 THROUGH A246.
- ALL EXISTING STRIPING, MARKINGS, AND LEGENDS SHALL BE REFLECTORIZED THERMOPLASTIC RASSED PAVEMENT MARKERS FOR ALL STRIPING, STRIPING MARKINGS, AND LEGENDS SHALL CONFORM TO THE LATEST CALTRANS STANDARD PLANS A224 THROUGH A240 AND A241 THROUGH A246.
- ALL EXISTING STRIPING, MARKINGS, AND LEGENDS SHALL BE REFLECTORIZED THERMOPLASTIC RASSED PAVEMENT MARKERS FOR ALL STRIPING, STRIPING MARKINGS, AND LEGENDS SHALL CONFORM TO THE LATEST CALTRANS STANDARD PLANS A224 THROUGH A240 AND A241 THROUGH A246.
- ALL EXISTING STRIPING, MARKINGS, AND LEGENDS SHALL BE REFLECTORIZED THERMOPLASTIC RASSED PAVEMENT MARKERS FOR ALL STRIPING, STRIPING MARKINGS, AND LEGENDS SHALL CONFORM TO THE LATEST CALTRANS STANDARD PLANS A224 THROUGH A240 AND A241 THROUGH A246.
- ALL EXISTING STRIPING, MARKINGS, AND LEGENDS SHALL BE REFLECTORIZED THERMOPLASTIC RASSED PAVEMENT MARKERS FOR ALL STRIPING, STRIPING MARKINGS, AND LEGENDS SHALL CONFORM TO THE LATEST CALTRANS STANDARD PLANS A224 THROUGH A240 AND A241 THROUGH A246.
- ALL EXISTING STRIPING, MARKINGS, AND LEGENDS SHALL BE REFLECTORIZED THERMOPLASTIC RASSED PAVEMENT MARKERS FOR ALL STRIPING, STRIPING MARKINGS, AND LEGENDS SHALL CONFORM TO THE LATEST CALTRANS STANDARD PLANS A224 THROUGH A240 AND A241 THROUGH A246.
- ALL EXISTING STRIPING, MARKINGS, AND LEGENDS SHALL BE REFLECTORIZED THERMOPLASTIC RASSED PAVEMENT MARKERS FOR ALL STRIPING, STRIPING MARKINGS, AND LEGENDS SHALL CONFORM TO THE LATEST CALTRANS STANDARD PLANS A224 THROUGH A240 AND A241 THROUGH A246.
- ALL EXISTING STRIPING, MARKINGS, AND LEGENDS SHALL BE REFLECTORIZED THERMOPLASTIC RASSED PAVEMENT MARKERS FOR ALL STRIPING, STRIPING MARKINGS, AND LEGENDS SHALL CONFORM TO THE LATEST CALTRANS STANDARD PLANS A224 THROUGH A240 AND A241 THROUGH A246.
- ALL EXISTING STRIPING, MARKINGS, AND LEGENDS SHALL BE REFLECTORIZED THERMOPLASTIC RASSED PAVEMENT MARKERS FOR ALL STRIPING, STRIPING MARKINGS, AND LEGENDS SHALL CONFORM TO THE LATEST CALTRANS STANDARD PLANS A224 THROUGH A240 AND A241 THROUGH A246.

### LEGEND AND CONSTRUCTION NOTES:

- EXISTING TO REMAIN.
- PERFORM CRACK FILL/CRACK REPAIR AND CONSTRUCT TYPE II SLURRY
- INSTALL CONTINENTAL CROSSWALK PER STANDARD 640
- INSTALL STRIPING, STRIPING DETAIL, PER NUMBER NOTED, INCLUDING PAINT, INCLUDING RASSED PAVEMENT MARKERS
- INSTALL PAVEMENT MARKING OR ARROW AS NOTED.
- REMOVE ALL EXISTING CONFLICTING TRAFFIC STRIPING AND MARKINGS AS NOTED, INCLUDING RASSED PAVEMENT MARKERS.
- PAINT YELLOW CURB
- FURNISH AND INSTALL ROADSIDE SIGN(S) OR SNS WITH/WITHOUT POST
- REMOVE SIGN(S) AND POST (IF APPLICABLE)
- RELOCATE EXISTING SIGN(S) TO EXISTING POST OR INSTALL POST (IF APPLICABLE)
- EXISTING SIGNALIZED INTERSECTION
- PROPOSED SIGN (ONE POST)
- EXISTING SIGN (ONE POST)
- EXISTING STREET NAME SIGN
- EXISTING STREET NAME SIGN
- EXISTING WIDTH
- PROPOSED WIDTH
- CRACK FILL/SLURRY SEAL

ITEM	DESCRIPTION	QUANTITY	UNIT
1	SLURRY SEAL	12,500	SF
2	TRAFFIC STRIPING REMOVALS	600	LF
3	PAVEMENT LEGEND REMOVALS	410	SF
4	4" WHITE	570	LF
5	6" YELLOW	40	LF
6	DETAIL 222	135	LF
7	DETAIL 388	60	LF
8	DETAIL 40	70	LF
9	PAINT YELLOW CURB	45	LF
10	PAINT GRAY CURB	40	LF
11	PAVEMENT LEGENDS/MARKINGS	420	SF
12	ROADSIDE SIGN - ONE POST	2	EA
13	ROADSIDE SIGN - NO POST	6	EA
14	RELOCATE SIGN	3	EA
15	REMOVE SIGN	2	EA



PARKING SUMMARY		
EXISTING ON-STREET PARKING STALLS	7	EA
PROPOSED ON-STREET PARKING STALLS	25	EA
PROPOSED COMMERCIAL LOADING ZONE	45	LF

**ENGINEER IN RESPONSIBLE CHARGE**  
BRETT CRAIG  
R.C.E. No. 84116 EXPRESS. 03-20-25.  
DATE: \_\_\_\_\_

**CITY OF RIVERSIDE, CALIFORNIA DEPARTMENT OF PUBLIC WORKS**

APPROVED BY: \_\_\_\_\_ DATE: \_\_\_\_\_  
CITY ENGINEER

APPROVED BY: \_\_\_\_\_ DATE: \_\_\_\_\_  
CITY ENGINEER

APPROVED BY: \_\_\_\_\_ DATE: \_\_\_\_\_  
CITY ENGINEER

**SIGNING/STRIPING PLAN**  
ORANGE STREET  
BETWEEN  
UNIVERSITY AVE AND MISSION INN AVE

XL-820A  
SHEET 1 OF 1

HORIZ. SCALE: 1"=20'  
VERT. SCALE: N/A

FILE NAME: XL-320A.DWG