

SAFETY PROGRAM UPDATE

Administration - Safety

Board of Public Utilities
May 23, 2022

RiversidePublicUtilities.com



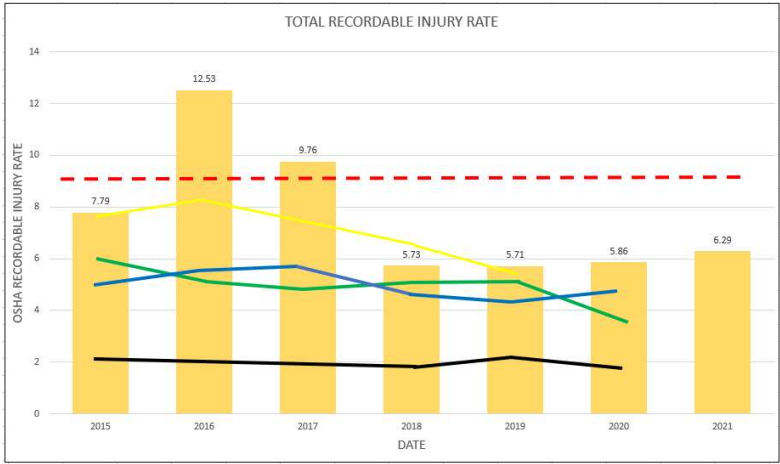
RPU SAFETY PROGRAM UPDATE

1. RPU considers the safety of all staff essential for the success in accomplishing our mission.
2. Promotes a strong safety culture at all levels of RPU.
3. To support safety, RPU has a Safety Team, clear objectives, effective processes and shares information using an improved safety dashboard.

RiversidePublicUtilities.com



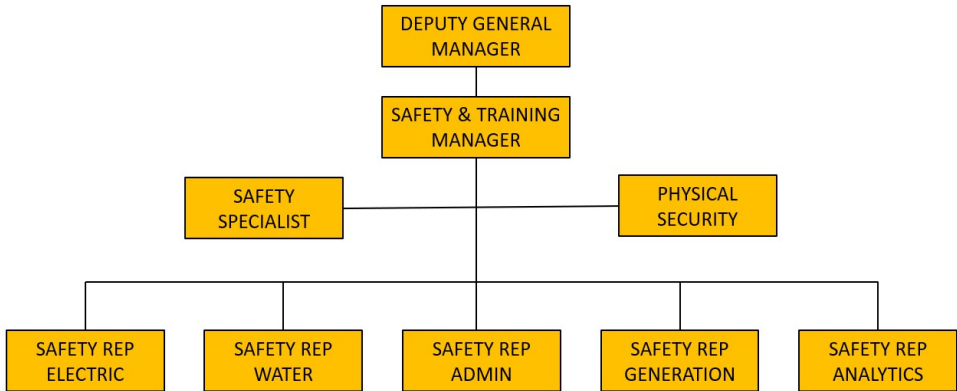
RPU SAFETY PROGRAM UPDATE



	RPU
	OSHA Recordable Injuries nationwide for similar organizations
	Publicly Owned Utilities – Bureau of Labor Statistics
	American Public Power Authority – Average recordable injuries for similar organizations
	Non-POU Bureau of Labor Statistics, all non-governmental Utilities Services
	PASMA Public Agency Safety Management Association (Local Utilities only Data)



RPU SAFETY TEAM

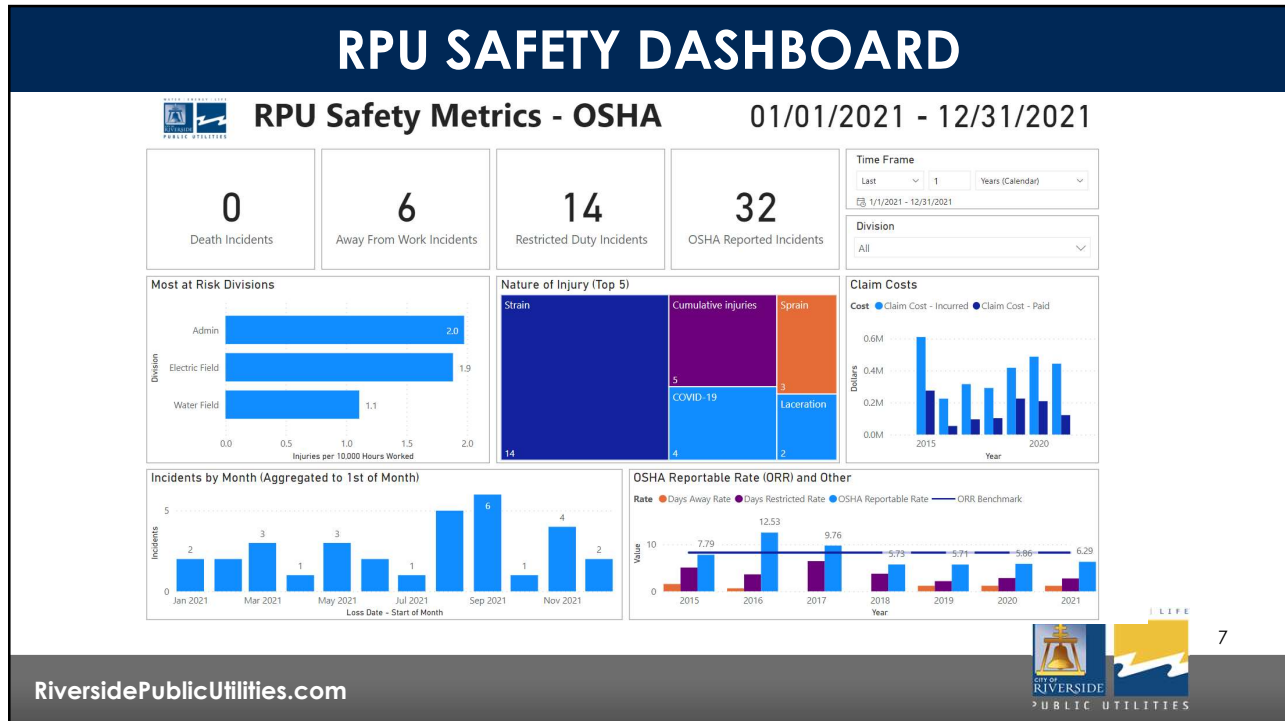


RPU SAFETY OBJECTIVES

1. Establish a safe and healthful work environment for each RPU Team Member.
2. Provide a structured management approach to control safety risk in the operations of the utility.
3. Compliance with the California Code of Regulations Title 8, Section 3203, the Safety Program requirements of SBI 98, and responsibilities under ABI 127 Labor Code Section 6401.7 (a)

RPU SAFETY PROCESSES

1. Daily safety tailboard meetings
2. Monthly safety training and committees
3. Safety training specific to Division or Team
4. Regulatory compliance training
5. Correction or elimination of identified hazards
6. Quarterly Safety Steering Committee meetings
7. Re-adoption of Safety Coordinators Program to expand safety control in other divisions.



RPU DIVISIONAL INJURY INDICATORS

Form 300A Industry Description	2021 # of Employees	Total number of deaths (G)	Total number of cases with days away from work (H)	Total number of cases with job transfer or restriction (I)	Total number of other recordable cases (J)	Total number of days away from work (K)	Total number of days of job transfer or restriction (L)	Injuries (I)
Utility Water Field	75	0	2	4	6	63	318	12
Utility Electric Field	58	0	2	2	6	25	282	7
Utility Field Services	23	0	2	3	0	73	25	5
Utility CS/311	60	0	2	2	0	0	282	4
Water Production and Operations	34	0	0	3	0	0	203	3
Utility Water Engineering	32	0	0	0	1	0	0	1
Utility Generation and Supply	61	0	0	1	0	0	110	1
Utility Electric Production and Operations	49	0	0	0	0	0	0	0
Utility Billing	12	0	0	0	0	0	0	0
Utility Management	29	0	0	0	1	0	0	0
Utility Energy Engineering	59	0	0	0	0	0	0	0
Utility Cust Engagement								
Benefit Prog	15	0	0	0	0	0	0	0
Safety	2	0	0	0	0	0	0	0
Business Support	10	0	0	0	0	0	0	0
Department Totals	519	0	8	15	14	161	1220	33

Leading and Lagging Indicators of Training

- Slips Trips and Falls
- Back Injury Prevention
- Field Ergonomics Stretching
- Hazardous Material Awareness Training

*Info from 2021 OSHA 300 Report

RiversidePublicUtilities.com

8

RPU SAFETY DASHBOARD

1. OSHA Metric Reports
2. Division Safety Risk Levels
3. Nature of Injuries
4. Incidents by month
5. Claim costs
6. Live page with constant updates

STRATEGIC PLAN ALIGNMENT

Envision Riverside 2025 Strategic Plan Priorities



#5 High Performing Government

CROSS CUTTING THREADS



Community Trust



Fiscal Responsibility



Sustainability &
Resiliency



Equity



Innovation

RECOMMENDATIONS

That the Board of Public Utilities:

1. Receive an update on the Riverside Public Utilities Safety Program; and
2. Provide direction on the frequency of program updates to the Board.