

# FY 2022-2024 PRELIMINARY BUDGET OVERVIEW

## Riverside Public Utilities

City Council  
April 18, 2022

RiversideCA.gov

1

## DEPARTMENT FUNCTIONS



**Administration**  
**Customer Service**  
**Business Systems**  
**Customer Engagement**  
**Finance**  
**190.00 FTE**



**Energy Delivery**  
**208.00 FTE**



**Power Resources**  
**75.00 FTE**



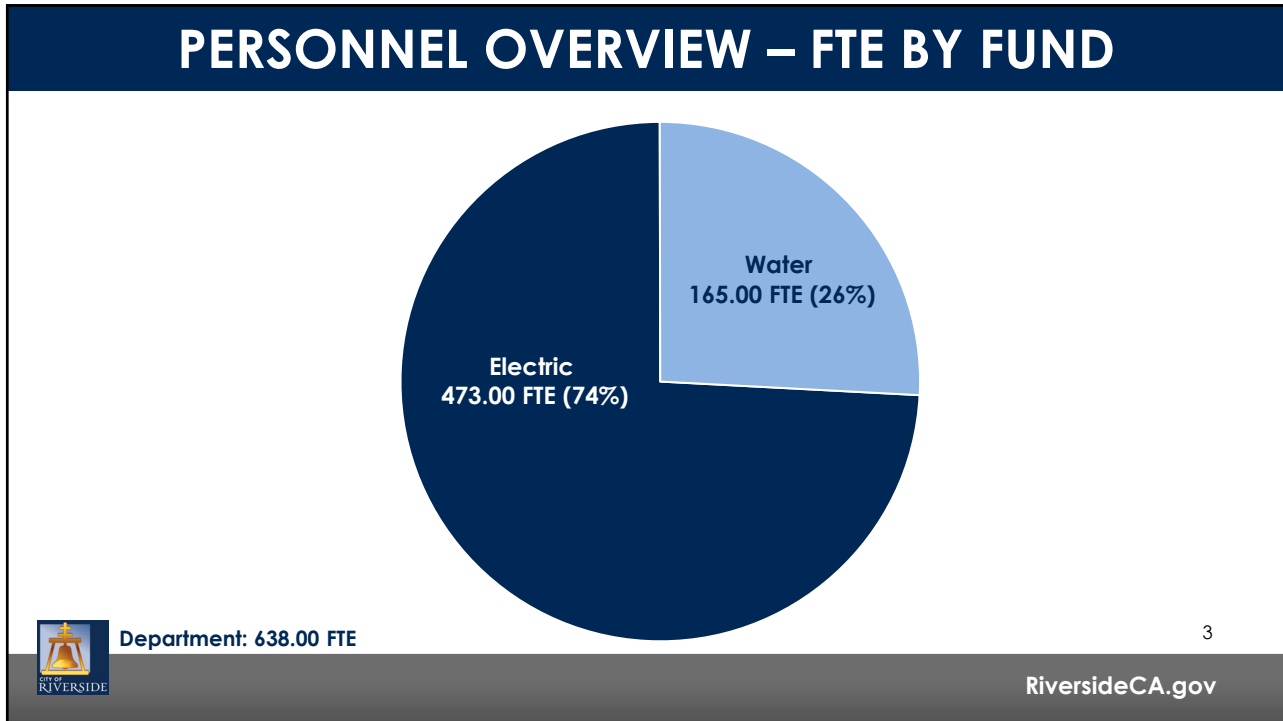
**Water**  
**165.00 FTE**



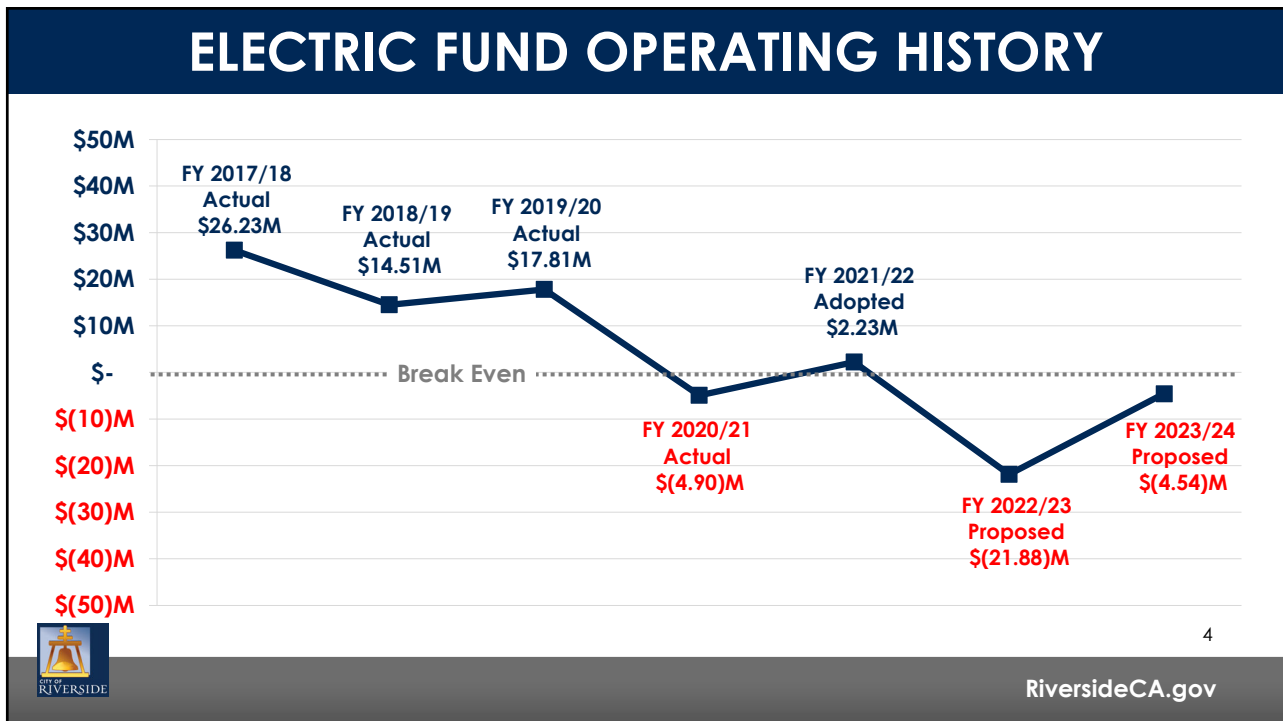
2

RiversideCA.gov

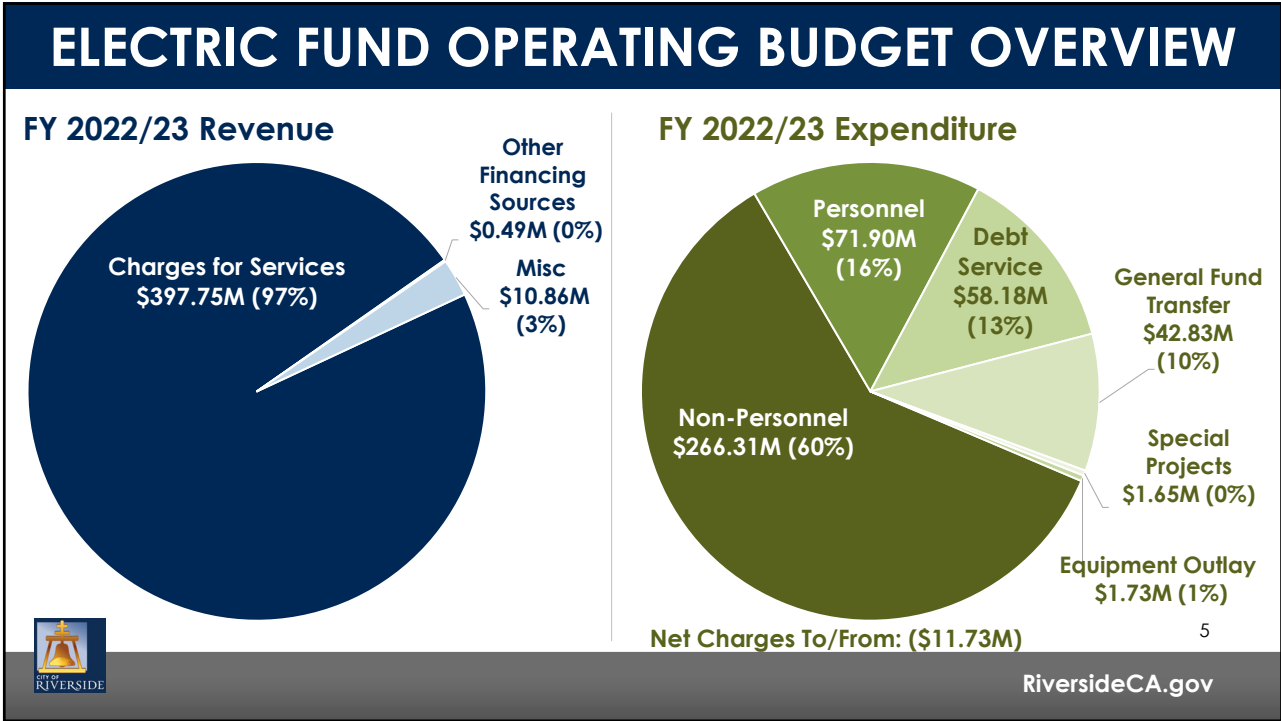
2



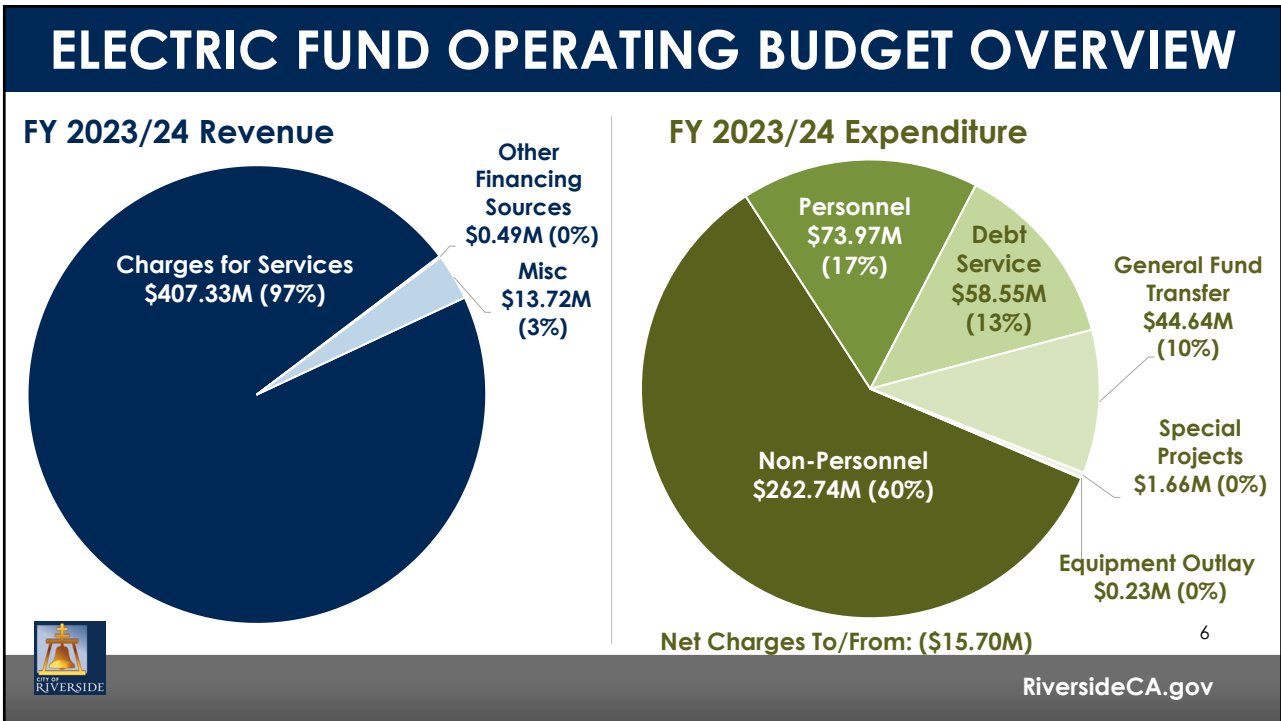
3



4



5



6

## ELECTRIC - PROPOSED CIP FY 2023 - 2027

(in millions)

	Proposed		-----Planning Purposes-----			Total
	22-23	23-24	24-25	25-26	26-27	
<b>Overhead</b>	\$ 5.1	\$ 8.2	\$ 9.0	\$ 10.4	\$ 10.3	\$ 43.0
<b>Underground</b>	7.8	14.1	14.1	16.3	15.0	67.3
<b>Substation</b>	5.9	13.0	11.3	14.4	15.1	59.7
<b>Recurring / Obligation to Serve</b>	15.2	14.4	15.6	16.6	17.7	79.5
<b>System Automation</b>	6.8	7.0	7.3	7.8	8.2	37.1
<b>Total</b>	<b>\$ 40.8</b>	<b>\$ 56.7</b>	<b>\$ 57.3</b>	<b>\$ 65.5</b>	<b>\$ 66.3</b>	<b>\$ 286.6</b>



Does not include carryovers

7

RiversideCA.gov

7

## PUBLIC BENEFITS CHARGE OVERVIEW

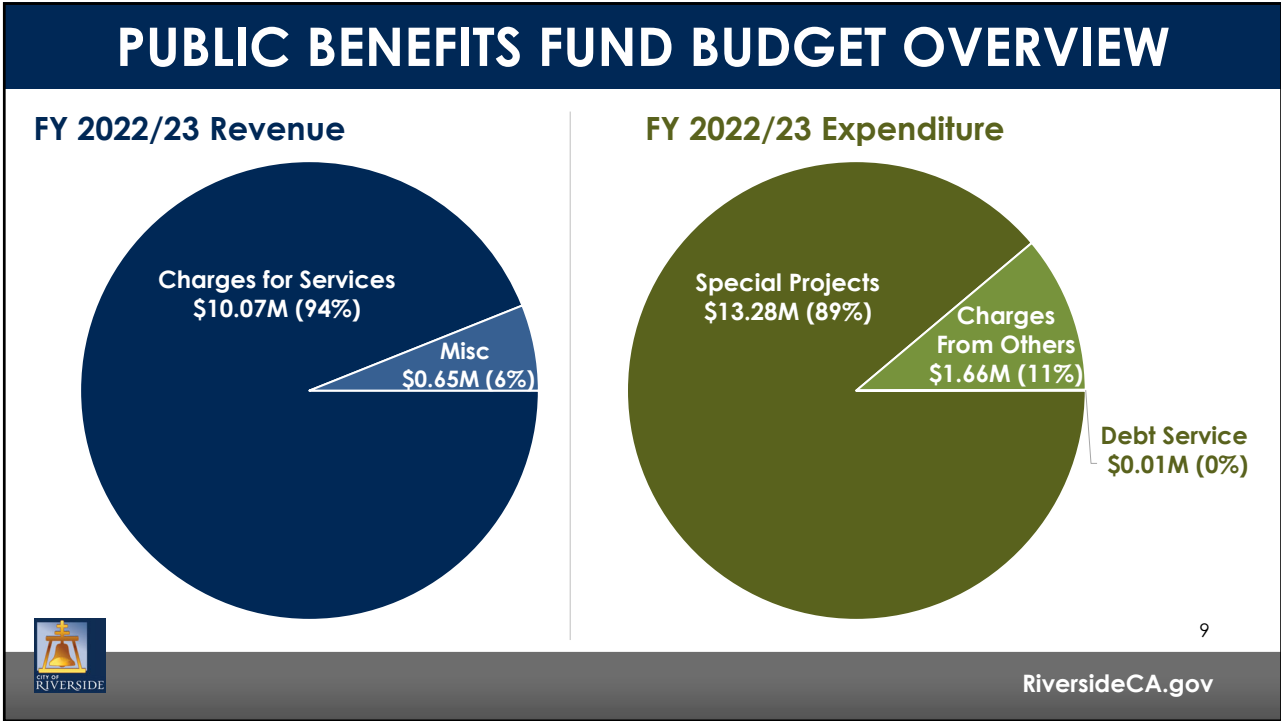
1. Mandated State Charge – implemented by AB 1890 (1996) as part of the restructuring of California’s electric utility industry
2. 2.85% min. charge on all electricity sales which can only be used to fund the following:
  - A. Energy Efficiency
  - B. Research, Design & Development (RD&D)
  - C. Low-Income Assistance
  - D. Renewable Energy



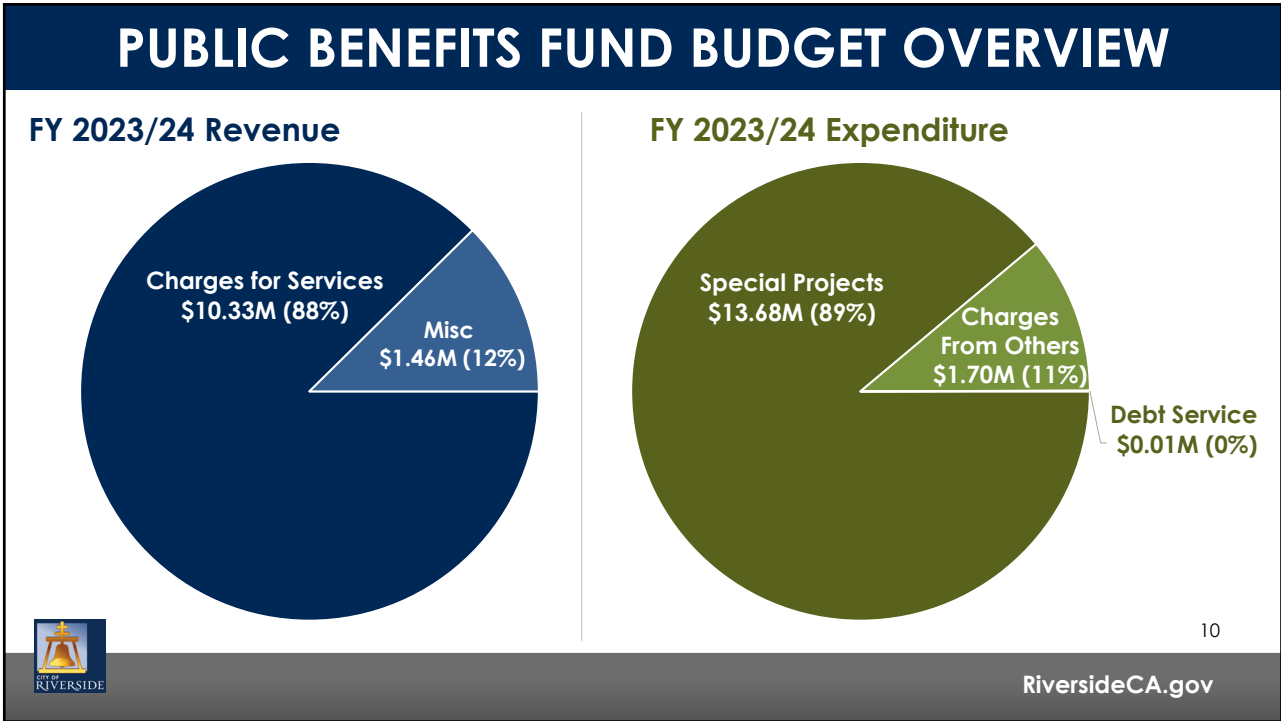
8

RiversideCA.gov

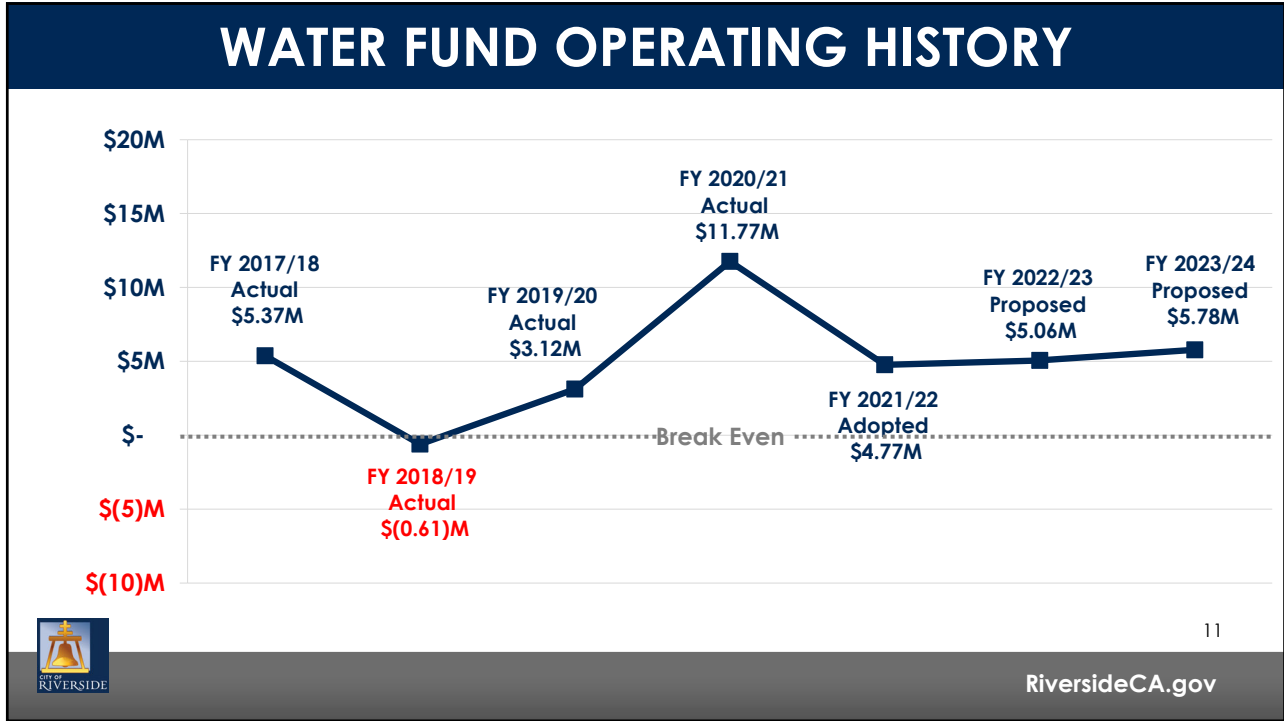
8



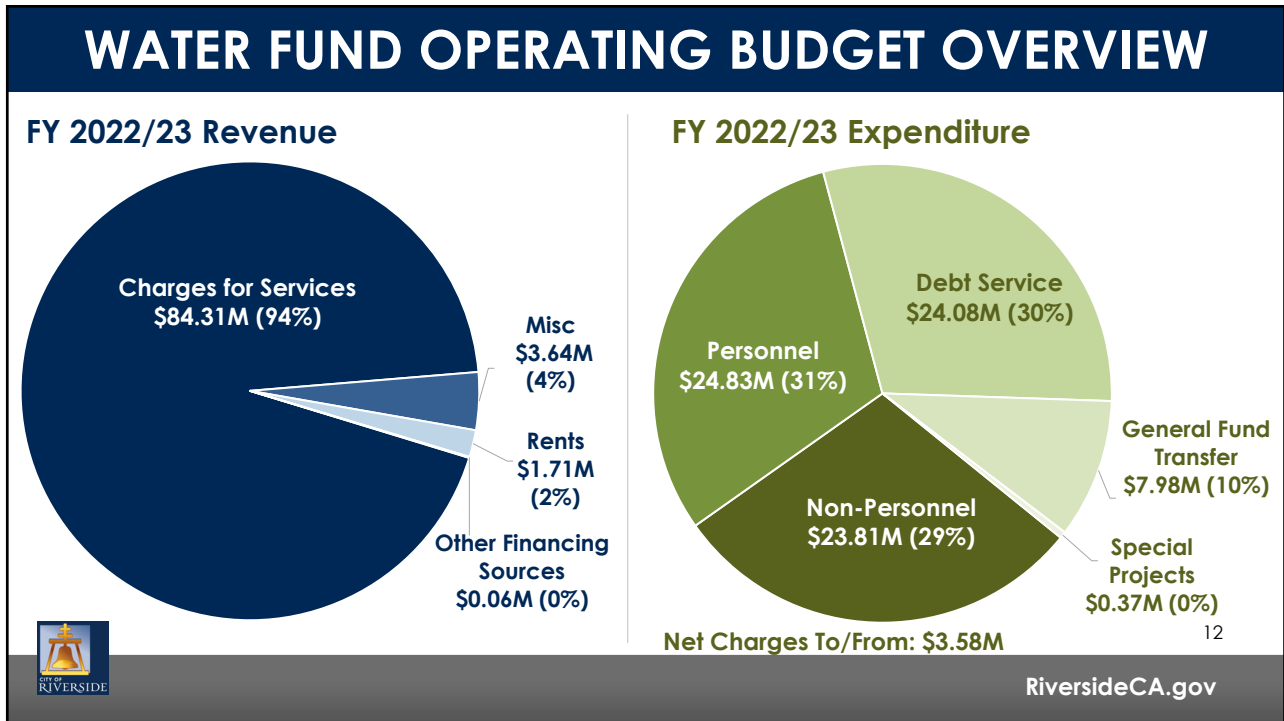
9



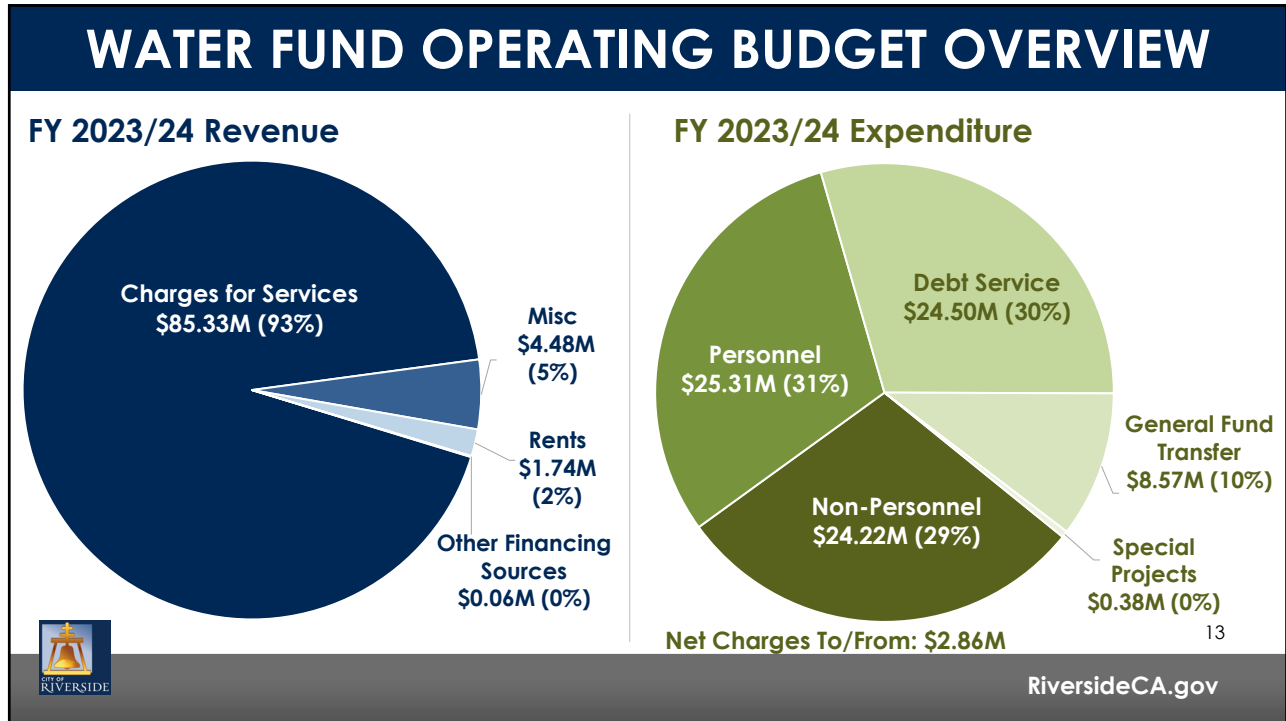
10



11



12



13

## WATER - PROPOSED CIP FY 2023-2027

(in millions)

	Proposed		-----Planning Purposes-----			Total
	22-23	23-24	24-25	25-26	26-27	
Water Supply	\$ 3.3	\$ 2.2	\$ -	\$ 1.0	\$ 5.2	\$ 11.7
Well Projects	3.9	2.5	4.1	2.6	5.9	19.0
Transmission Pipelines	6.3	9.8	5.9	1.2	1.9	25.1
Distribution Pipelines	11.4	12.4	15.2	14.2	18.1	71.3
Distribution Facilities	1.4	1.1	2.1	3.8	1.2	9.6
Treatment Plants	0.7	0.2	0.2	0.2	0.2	1.5
Reservoir Projects	0.3	-	0.3	-	0.3	0.9
System Automation	1.8	1.7	1.8	1.8	1.9	9.0
<b>Total</b>	<b>\$ 29.1</b>	<b>\$ 29.9</b>	<b>\$ 29.6</b>	<b>\$ 24.8</b>	<b>\$ 34.7</b>	<b>\$ 148.1</b>

Does not include carryovers

RiversideCA.gov

14

## WATER CONSERVATION CHARGE OVERVIEW

1. On May 25, 2004, the City Council adopted the Water Conservation and Reclamation Surcharge
2. 1.5% min. of water usage charges for retail sales:
  - A. Conservation, education and water use efficiency programs
  - B. Reclaimed water
  - C. Research, development and demonstration programs
  - D. Low-Income Assistance



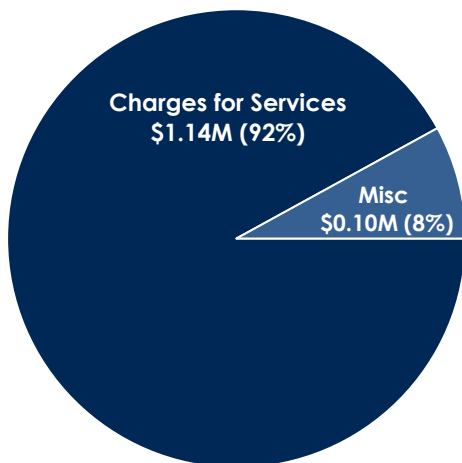
15

RiversideCA.gov

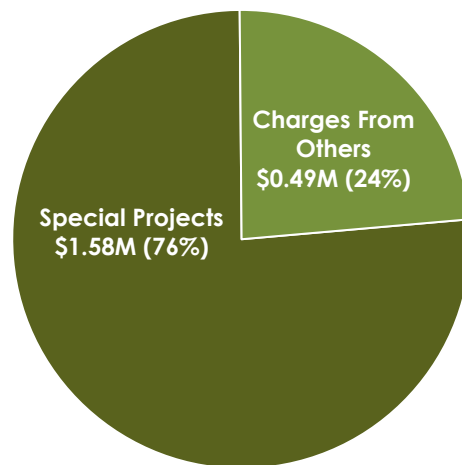
15

## WATER CONSERVATION FUND BUDGET OVERVIEW

FY 2022/23 Revenue



FY 2022/23 Expenditure



16

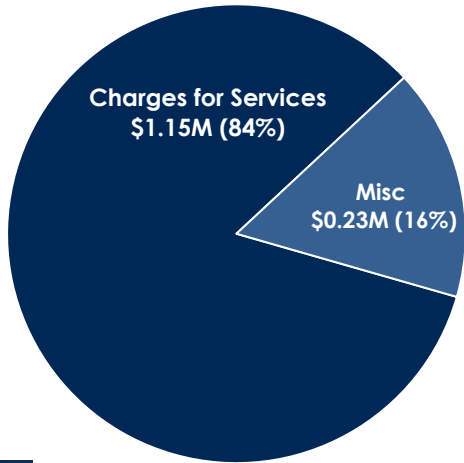
RiversideCA.gov

16

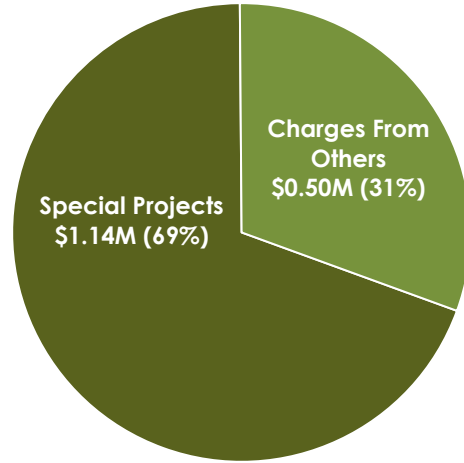


# WATER CONSERVATION FUND BUDGET OVERVIEW

## FY 2023/24 Revenue



## FY 2023/24 Expenditure



17

RiversideCA.gov