

REVISED

RESOLUTION NO.

1
2 A RESOLUTION OF THE CITY COUNCIL OF RIVERSIDE, CALIFORNIA,
3 (1) APPROVING AND ESTABLISHING THE 2018-2022 ELECTRIC AND
4 WATER RATES BY AMENDING ELECTRIC RATE SCHEDULES A, D, D-
5 TOU TIERED, ED, LS-1, LS-2, OL, PA, PW-1, S, TC AND TOU; CREATING
6 NEW ELECTRIC RATE SCHEDULES D-TOU, EV AND PCS; AMENDING
7 ELECTRIC RULE 1; AMENDING WATER RATE SCHEDULES WA-1, WA-
8 2, WA-4, WA-6, WA-7 AND WA-10; AND CREATING NEW WATER RATE
9 SCHEDULES WA-1A, WA-1B, AND WA-11, ALL EFFECTIVE JULY 1,
10 2018; AND (2) MAKING RELATED FINDINGS OF FACT

11
12 WHEREAS, the City of Riverside (“City”) by and through its Public Utilities Department
13 (“RPU”) is obligated to (1) serve its water and electric customers safe, reliable and equitably priced
14 water and electricity, (2) operate its Electric and Water Utilities in an efficient and economical
15 manner, and (3) operate, maintain and preserve its Electric and Water Utilities in good repair and
16 working order; and

17
18 WHEREAS, RPU is responsible for operating the Electric and Water Utilities in such a
19 manner that revenues from the sale of electric and water shall at least equal the costs of operation,
20 including all maintenance and operating, administrative and general, debt service, capital
21 improvements, tax-related payments and other costs incurred in complying with prudent utility
22 business practices; and

23
24 WHEREAS, Department staff submitted to the City's Board of Public Utilities (“Board”) the proposed 2018-2022 Electric and Water Rates; and

25
26 WHEREAS, the Board conducted a duly noticed public hearing on May 14, 2018,
27 regarding the proposed 2018-2022 Electric and Water Rates; and

28
29 WHEREAS, after considering all staff and public comment thereon, on May 14, 2018,
30 November 16, 2007, the Board adopted and established the 2018-2022 Electric and Water rates by
31 adopting (i) amendments to Electric Utility Rate Schedules A, D, D-TOU Tiered, ED, LS-1, LS-
32 2, OL, PA, PW-1, S, TC and TOU, (ii) new Electric Utility Rate Schedules D-TOU, EV and PCS;
33 (iii) revised Electric Rule 1, (iv) amendments to Water Utility Rate Schedules WA-1, WA-2, WA-
34 4, WA-6, WA-7 and WA-10 and (v) new Water Rate Schedules WA-1A, WA-1B, and WA-11, all
35 to be effective July 1, 2018.

1
2
3
4
5
6
7
8
9
10
11
12
13
14
15
16
17
18
19
20
21
22
23
24
25
26
27
28

NOW, THEREFORE, IT IS RESOLVED:

Section 1: That the findings of fact of the Board of Public Utilities made in its Resolution No. 2018-01, which Resolution is attached hereto as Attachment 1 and incorporated herein in its entirety by this reference, are hereby adopted as findings of the City Council.

Section 2: That the Public Utilities Department is directed to prepare and file the Notice of Exemption and such other documents as are required by the California Environmental Quality Act (Public Resources Code sections 21000 et seq.) in connection with the electric rate increases, and

Section 3: That the Electric Utility Rate Schedules A, D, D-TOU Tiered, ED, LS-1, LS-2, OL, PA, PW-1, S, TC , TOU, D-TOU, EV, PCS, Electric Rule 1, Water Utility Rate Schedules WA-1, WA-2, WA-4, WA-6, WA-7, WA-10, WA-1A, WA-1B, and WA-11, all as set forth in Exhibit A to Attachment 1, are hereby approved under and pursuant to Section 1202(e) of the Charter of the City of Riverside, California, and shall become effective July 1, 2018.

ADOPTED by the City Council and signed by the Mayor and attested by the City Clerk this ___ day of May, 2018.

Mayor of the City of Riverside

City Clerk of the City of Riverside

1
2
3
4
5
6
7
8
9
10
11
12
13
14
15
16
17
18
19
20
21
22
23
24
25
26
27
28

I, Colleen J. Nicol, City Clerk of the City of Riverside, California, hereby certify that the foregoing resolution was duly and regularly introduced at a meeting of the City Council on the ____ day of May, 2018 by the following vote, to wit:

Ayes:

Noes:

Abstain:

Absent:

IN WITNESS WHEREOF I have hereunto set my hand and affixed the official seal of the City of Riverside, California, this _____ day of May, 2018.

City Clerk of the City of Riverside

\\rc-citylawprod\Cycom\WPDocs\D003\P027\00406468.doc
05/07/2018 sw 17-1131.1

ATTACHMENT 1

RESOLUTION NO. 2018-1 OF THE BOARD OF PUBLIC UTILITIES

1
2
3
4
5
6
7
8
9
10
11
12
13
14
15
16
17
18
19
20
21
22
23
24
25
26
27
28

1 BOARD RESOLUTION NO. 2018-01

2 A RESOLUTION OF THE BOARD OF PUBLIC UTILITIES OF THE CITY
3 OF RIVERSIDE, CALIFORNIA, (1) ADOPTING AND ESTABLISHING THE
4 2018-2022 ELECTRIC AND WATER RATES BY AMENDING ELECTRIC
5 RATE SCHEDULES A, D, D-TOU TIERED, ED, LS-1, LS-2, OL, PA, PW-1,
6 S, TC AND TOU; CREATING NEW ELECTRIC RATE SCHEDULES D-
7 TOU, EV AND PCS; AMENDING ELECTRIC RULE 1; AMENDING
8 WATER RATE SCHEDULES WA-1, WA-2, WA-4, WA-6, WA-7 AND WA-
9 10; CREATING NEW WATER RATE SCHEDULES WA-1A, WA-1B, AND
10 WA-11, ALL EFFECTIVE JULY 1, 2018 AND UPON COUNCIL
11 APPROVAL; (2) MAKING RELATED FINDINGS OF FACT; AND (3)
12 RECOMMENDING CITY COUNCIL APPROVAL THEREOF

13 WHEREAS, the City of Riverside ("City") by and through its Public Utilities Department
14 ("RPU") is obligated to (1) serve its water and electric customers safe, reliable and equitably
15 priced water and electricity, (2) operate its Electric and Water Utilities in an efficient and
16 economical manner, and (3) operate, maintain and preserve its Electric and Water Utilities in
17 good repair and working order; and

18 WHEREAS, RPU is responsible for operating the Electric and Water Utilities in such a
19 manner that revenues from the sale of electric and water shall at least equal the costs of
20 operation, including all maintenance and operating, administrative and general, debt service,
21 capital improvements, tax-related payments and other costs incurred in complying with prudent
22 utility business practices; and

23 WHEREAS, the City last adopted new water and electric utility rates more than ten years
24 ago, with the most recent increases implemented in 2010. The City froze electric rates in July
25 2010 due to the severe economic downturn in the Inland Empire. Utility rates have not been
26 increased for approximately eight years. Bond funds, used to build and repair deteriorating
27 infrastructure, have been depleted as of June 2016. RPU is now using its reserve funds – a
28 temporary and short-term fix – to build necessary infrastructure. RPU desires to raise rates to
avoid a negative impact to utility infrastructure and operations, reliability of electric and water
services, and bond ratings; and

WHEREAS, since the last rate increases, California suffered the worst drought in more
than 125 years, and many water agencies were forced to raise rates to make up for reduced

1 demand. Likewise, legislation and regulations have dramatically increased costs for the electric
2 utility. RPU has been able to keep rates stable by being water independent (achieved through
3 past infrastructure investments), negotiating power supply contracts at the lowest prices
4 available, securing low-cost financing with strong bond ratings, relying on financial reserves and
5 controlling staffing levels. RPU desires to raise rates to maintain reliable electric and water
6 service, as well as to ensure access to low-interest bond funding for necessary infrastructure
7 improvements; and

8 WHEREAS, in 2015, RPU conducted a comprehensive strategic and financial planning
9 effort known as "Utility 2.0." Through in-depth staff analysis and multiple presentations and
10 interactive workshops with the Board of Public Utilities and City Council, RPU developed
11 options for Board and City Council consideration to replace aging critical infrastructure. Board
12 and City Council subsequently selected an option and RPU has calculated the costs of such
13 option; and

14 WHEREAS, RPU has completed cost of service studies for both its electric and water
15 rates in order to determine if costs are being appropriately allocated amongst its customer classes
16 and based upon those studies has adjusted its rates accordingly; and

17 WHEREAS, Proposition 218 (Cal. Const., Art. XIII D, sec. 6) requires that the City
18 provide notice to ratepayers of any new or increased water charges as property-related fees, and
19 a mechanism for rejecting such fees through a "majority protest." The City must then conduct a
20 public hearing at the date, time, and location specified in the notice, and the date cannot be less
21 than 45 days after the notices have been mailed. At the hearing, the City must consider all
22 protests against the new/increased charge. The City may adopt the new charges, unless it
23 receives written protests from a majority (50% plus 1) of the ratepayers. Upon conclusion of the
24 hearing, any written protests received must be tallied to determine whether a "majority protest"
25 has occurred. If a majority protest does not occur, the City can then proceed with imposition of
26 the new/increased fee or charge; and

27 WHEREAS, the proposed 2018-2022 Electric and Water Rates will go into effect on July
28 1, 2018 if adopted by the Board of Public Utilities and approved by City Council; and

1 WHEREAS, the City's Board of Public Utilities ("Board") is charged by Section 1202(e)
2 of the City Charter to establish the rates for the Water Utility, subject to the approval of the City
3 Council; and

4 WHEREAS, beginning on March 20, 2018 and concluding on March 26, 2018, the City
5 mailed written notices to all record owners directly liable to pay for such water services of the
6 City's intent to hold a public hearing on May 14, 2018, at 6:30 p.m. before the City of
7 Riverside's Board of Public Utilities at Riverside City Hall in the Art Pick Council Chambers
8 located at 3900 Main Street, Riverside, to consider adopting and establishing the proposed 2018-
9 2022 Water Rates; and

10 WHEREAS, such mailed written notice generally provided the basis and reasons for the
11 proposed 2018-2022 Water Rates; and

12 WHEREAS, the mailed written notice further provided that at the time of the public
13 hearing, the Board will hear and consider all written comments, protests and objections
14 concerning these matters and will consider and may adopt the specified rates; and

15 WHEREAS, a public hearing, notice of which was duly published in The Press-
16 Enterprise on April 29, 2018 and May 6, 2018, was commenced by the Board on the proposed
17 2018-2022 Electric and Water Rates on May 14, 2018, at 6:30 p.m. to receive and consider the
18 staff report, cost analysis and oral and written comments, protests and/or objections from the
19 public to the 2018-2022 Electric and Water Rates, and after receipt and consideration thereof the
20 Board concluded the public hearing; and

21 WHEREAS, at the time of the public hearing, 140 written protests and/or objections
22 to the proposed 2018-2022 Water Rates were received; and

23 WHEREAS, at the time of the public hearing, RPU had 65,059 water customers, with
24 the number comprising a majority of such customers being 32,530, and thus did not receive
25 a majority protest to the proposed 2018-2022 Water Rates; and

26 WHEREAS, the Board intends to adopt and establish the proposed 2018-2022 Electric
27 and Water Rates.

28

1 NOW, THEREFORE, BE IT RESOLVED by the Board of Public Utilities of the City of
2 Riverside, California, on the basis of the cost analyses and staff reports and the other evidence
3 submitted by RPU at the May 14, 2018 Board meeting, the January 18, 2018 and November 28,
4 2017 Joint City Council/Board Workshops and incorporated herein by reference, as follows:

5 Section 1: The foregoing recitals are true and correct and are adopted and
6 incorporated herein by reference as findings of fact of this Board.

7 Section 2: On the basis of the evidence referenced herein, the Board hereby finds and
8 determines that the projected revenue generated by the 2018-2022 Electric and Water Rates, set
9 forth in the Electric and Water Rate Schedules attached hereto as Exhibit A, and incorporated
10 herein by this reference, are for the purposes of (1) meeting operating expenses, including
11 employee wage and fringe benefits, (2) purchasing or leasing supplies, equipment or materials,
12 (3) meeting financial reserve needs and requirements, (4) obtaining funds for capital projects
13 necessary to maintain service within existing service areas, and (5) obtaining funds necessary to
14 maintain those intracity transfers which are authorized by the City Charter, and the increased
15 rates are exempt from the provisions of the California Environmental Quality Act (California
16 Public Resources Code sections 21000 et seq.) under Public Resources Code section 21080(b)
17 (8).


18 Section 3: The 2018-2022 Electric and Water Rates are exempt from the voter approval
19 requirements of Proposition 26, as adopted by voters on November 2, 2010, because the rates are
20 imposed for a specific government service provided directly to the ratepayer that is not provided
21 to those not charged and which does not exceed the reasonable costs to the local government of
22 providing the service.

23 Section 4: That a majority of the record owners directly liable to pay such rates did not
24 provide written objections or protests to the proposed 2018-2022 Water Rates.


25 Section 5: The revised and/or amended Electric Utility Rate Schedules A, D, D-TOU
26 Tiered, ED, LS-1, LS-2, OL, PA, PW-1, S, TC and TOU, the new Electric Utility Rate Schedules
27 DTOU, EV and PCS; the revised Electric Rule 1, the revised and/or amended Water Utility Rate
28 Schedules WA-1, WA-2, WA-4, WA-6, WA-7 and WA-10 and the new Water Rate Schedules

1 WA-1A, WA-1B, and WA-11, all attached hereto as Exhibit A are hereby adopted and
2 established under and pursuant to Section 1202 (e) of the Charter of the City of Riverside,
3 California, are recommended for approval by the City Council of the City of Riverside,
4 California, and shall become effective with Council approval on July 1, 2018.

5 ADOPTED by the Board of Public Utilities of the City of Riverside this 14th day of
6 May, 2018.

7
8 
9 Jo Lynne Russo-Pereyra
10 Chair of the Board of Public Utilities,
11 City of Riverside, California

12 Attest:

13 
14 Todd Jorgenson
15 Secretary of the Board of Public Utilities
16 City of Riverside, California

17 I, Todd Jorgenson, Secretary of the Board of Public Utilities of the City of Riverside,
18 California, hereby certify that the foregoing Resolution was duly and regularly introduced and
19 adopted by the Board of Public Utilities of said City at its meeting held on the 14th day of May,
20 2018, to wit:

22 Ayes: Russo-Pereyra, Austin, Crohn, Foust, Hernandez, Ocegüera, O'Farrell,

23 Sanchez-Monville, and Walcker

24 Noes: None.


25 Absent: None.

26 Abstain: None.

28

1
2
3
4
5
6
7
8
9
10
11
12
13
14
15
16
17
18
19
20
21
22
23
24
25
26
27

IN WITNESS WHEREOF, I have hereunto set my hand this 14th day of May, 2018.



Secretary to the Board of Public Utilities
City of Riverside, California
Todd L. Jorgenson

28 \\Rc-citylawprod\Cycom\WPDocs\D001\PO23\00405769.doc
05/01/2018 sw 17-1131.1

1
2
3
4
5
6
7
8
9
10
11
12
13
14
15
16
17
18
19
20
21
22
23
24
25
26
27
28

EXHIBIT A

TO BOARD RESOLUTION

EFFECTIVE JULY 1, 2018 AND UPON COUNCIL

APPROVAL

**SCHEDULE A
GENERAL SERVICE**

Applicability:

1. Flat Rate:

Applicable to single-and three-phase alternating-current general service including lighting, power and heating or any combination thereof. Applicable to existing commercial customers with a monthly maximum demand not exceeding 20 kW in any two of the preceding 12 months. Applicable to new commercial customers with a monthly demand level less than 20 kW as determined by the Department. Customers exceeding the monthly maximum demand under this schedule shall be transferred to the applicable rate schedule.

2. Demand Basis:

Applicable to single-and three-phase alternating-current general service including lighting, power and heating or any combination thereof. Applicable to existing commercial customers with a billing demand equal or exceeding 20 kW but less than 150 kW in any two of the preceding 12 months. Applicable to new commercial customers with a monthly demand level equal to or exceeding 20 kW but less than 150 kW as determined by the Department. Customers that do not meet the monthly minimum or exceed the monthly maximum demand under this schedule shall be transferred to the applicable rate schedule.

Character of Service:

Alternating current; regulated frequency of 60 cycles; single phase or three phase service as may be specified by the Department.

Territory:

City of Riverside

Rates:

1. Flat Rate:

		Per Meter, Per Month Effective July 1,				
		2018	2019	2020	2021	2022
Customer Charge	Flat Charge	\$20.50	\$20.50	\$20.50	\$20.50	\$20.50
Reliability Charge	Flat Charge					
Tier 1	0 – 500 kWh	\$10.00	\$10.00	\$10.00	\$10.00	\$10.00
Tier 2	501 – 1,500 kWh	\$30.00	\$30.00	\$30.00	\$30.00	\$30.00
Tier 3	> 1,500 kWh	\$60.00	\$60.00	\$60.00	\$60.00	\$60.00
Network Access Charge	Flat Charge					
Tier 1	0 – 500 kWh	\$1.12	\$1.67	\$2.23	\$2.79	\$3.35
Tier 2	501 – 1,500 kWh	\$3.17	\$4.75	\$6.33	\$7.91	\$9.50
Tier 3	1,501 – 3,000 kWh	\$5.63	\$8.45	\$11.26	\$14.08	\$16.89
Tier 4	> 3,000 kWh	\$13.54	\$20.32	\$27.09	\$33.86	\$40.63

Energy Charge (To be added to customer, Reliability, and Network Access charges):

		Per kWh Effective July 1,				
		2018	2019	2020	2021	2022
Tier 1	0-15,000 kWh	\$0.1366	\$0.1390	\$0.1418	\$0.1450	\$0.1486
Tier 2	Over 15,000 kWh	\$0.2087	\$0.2124	\$0.2166	\$0.2215	\$0.2270

Adopted by Board of Public Utilities:
Approved by City Council:
Effective Date:

Board Resolution No.
Council Resolution No.

Minimum Charge:

The minimum charge shall be the monthly customer, Reliability and Network Access charges.

2. Demand Basis:

		Per Meter, Per Month Effective July 1,				
		2018	2019	2020	2021	2022
Customer Charge	Flat Charge	\$4.42	\$8.84	\$13.26	\$17.68	\$22.10
Reliability Charge	Flat Charge	\$90.00	\$90.00	\$90.00	\$90.00	\$90.00
Network Access Charge	\$ Per kW	\$0.35	\$0.70	\$1.05	\$1.40	\$1.75
Demand Charge	First 15 kW or less of billing demand, flat charge	\$157.95	\$158.70	\$159.45	\$160.20	\$160.95
Demand Charge	All excess kW of billing demand, per kW	\$10.53	\$10.58	\$10.63	\$10.68	\$10.73

Energy Charge (to be added to customer, Reliability, Network Access, and demand charges):

		Per kWh Effective July 1,				
		2018	2019	2020	2021	2022
Tier 1	0-30,000 kWh	\$0.1131	\$0.1157	\$0.1183	\$0.1212	\$0.1242
Tier 2	Over 30,000 kWh, per kWh	\$0.1239	\$0.1267	\$0.1296	\$0.1328	\$0.1360

Minimum Charge:

The minimum charge shall be the monthly customer, Reliability, Network Access, and demand charges.

3. Optional Renewable Energy Rate:

Upon application by the Customer, the Customer can elect to receive 100% renewable energy from the Utility's portfolio of renewable resources. The Customer will be assessed \$0.0179 per kWh above the effective energy charges in this schedule which represents the forecasted cost of providing 100% renewable energy in place of the energy from the Utility's current portfolio of renewable and nonrenewable resources. This rate is not applicable to customers receiving service under Schedule NEM.

Special Conditions:

1. Billing Demand:

Billing demand shall be the kilowatts of measured maximum demand but not less than 50% of the highest demand established in the preceding eleven months. Billing demand may be determined to the nearest 1/100 kW.

2. Maximum Demand Measurement:

The measured maximum demand in any month shall be the maximum average kilowatt input, indicated or recorded by instruments to be supplied by the Department, during any 15-minute interval in the month. Where demand is intermittent or subject to violent fluctuations, a five-minute interval may be used.

3. Voltage:

Service will be supplied at one standard voltage. Three phase and single phase normally will be served through one meter installation. The Customer shall provide, subject to the Department's approval, means for combining

the two or more existing meter installations if he desires to convert existing separately metered power and light service to a combined service that will be billed under the General Service, Schedule A.

4. **Power Cost Adjustment Factor:**

The rates above are subject to an adjustment as provided for in Part C of the General Provisions.

5. **State Mandated Public Benefits Charge:**

The rates above are subject to a surcharge (Public Benefits Charge) as adopted via Resolution No. 19203 by the City Council on December 9, 1997 and such surcharge as is in effect from time to time. The Public Benefits Charge will be applied to the Customer's total electricity usage charges for the applicable billing period.

6. **Waiver or Adjustment of Reliability Charge**

Upon written application by a Customer, the General Manager may grant temporary waivers of or adjustments to the Reliability Charge for (1) qualified vacant (unoccupied) commercial buildings, to allow for the owner of the vacant unit to maintain minimal electric service for the purposes of obtaining a tenant; or (2) for small to medium sized business customers (with monthly electric usage of 500 kWh or less) with more than one electric meter at adjoining units of the same business location.

7. **Applicable Rate Schedule:**

a. **Applicable Rate Schedule**

For Customers applying for service at an existing service address, the Utility will assign the electric rate schedule based on the characteristics of the service address. The Utility will presume that any electric rate previously assigned to that service address is the appropriate schedule, unless Customer requests a review for another applicable rate schedule, rate, or optional provision. In certain situations when a Customer does not qualify for an electric rate previously assigned to that service address, the Utility will assign the applicable rate to the Customer. The Utility assumes no responsibility for advising the Customer of lower optional rates under existing schedules available as a result of the Customer's changes to the characteristics of the service address.

b. **Change of Rate Schedule**

A change to the applicable rate schedule may be made if the Utility determines that the Customer no longer qualifies for the assigned rate schedule. Subject to meter availability, the change will become effective for service rendered after the next regular meter reading following verification and approval by the Utility of such eligibility. Any change in rate schedules pursuant to this section shall be made prospectively.

**SCHEDULE D
DOMESTIC SERVICE**

Applicability:

Applicable to Single-Family Dwelling Units and Multi-Family Dwelling Units devoted primarily to domestic purposes where service includes lighting, appliances, heating, cooking and power consuming appliances.

Character of Service:

Alternating current; regulated frequency of 60 cycles; single phase normally or three phase may be furnished if for the operating convenience of the Department; delivery at 120 or 240 volts, as may be specified by the Department.

Territory:

City of Riverside

Rates:

1. **Flat Rates:**

		Per Meter, Per Month Effective July 1,				
		2018	2019	2020	2021	2022
Customer Charge	Flat Charge	\$8.86	\$9.66	\$10.46	\$11.26	\$12.06
Reliability Charge	Flat Charge					
Small Residence	< or = 100 Amp	\$10.00	\$10.00	\$10.00	\$10.00	\$10.00
Medium Residence	101 - 200 Amp	\$20.00	\$20.00	\$20.00	\$20.00	\$20.00
Large Residence	201 - 400 Amp	\$40.00	\$40.00	\$40.00	\$40.00	\$40.00
Very Large Residence	>400 Amp	\$60.00	\$60.00	\$60.00	\$60.00	\$60.00
Network Access Charge	Flat Charge					
Tier 1	< or = 12 Daily Avg kWh Usage	\$0.55	\$0.97	\$1.38	\$1.94	\$2.49
Tier 2	>12 - 25 Daily Avg kWh Usage	\$1.33	\$2.32	\$3.32	\$4.65	\$5.97
Tier 3	>25 Daily Avg kWh Usage	\$2.92	\$5.12	\$7.31	\$10.24	\$13.16

The Network Access Charge is billed based on daily average kWh usage. Daily Average kWh usage is determined by dividing the energy usage (kWh) in the billing period by the days of service in the billing period. The Network Access Charge is then applied to the daily average kWh usage. Billing periods with 1 to 14 days of service will receive the Tier 1 Network Access Charge.

2. **Energy Charge** * (To be added to customer, Reliability, and Network Access charges):

		Per kWh Effective July 1,				
		2018	2019	2020	2021	2022
Winter Season						
Tier 1	0-350 kWh	\$0.1047	\$0.1059	\$0.1073	\$0.1087	\$0.1102
Tier 2	351-750 kWh	\$0.1665	\$0.1684	\$0.1706	\$0.1729	\$0.1753
Tier 3	Over 750 kWh	\$0.1889	\$0.1910	\$0.1936	\$0.1961	\$0.1988
Summer Season						
Tier 1	0-750 kWh	\$0.1047	\$0.1059	\$0.1073	\$0.1087	\$0.1102
Tier 2	751-1,500 kWh	\$0.1665	\$0.1684	\$0.1706	\$0.1729	\$0.1753
Tier 3	Over 1,500 kWh	\$0.1889	\$0.1910	\$0.1936	\$0.1961	\$0.1988

(The summer electric rate will be in effect for service rendered during June 1st through September 30th. All other periods will be considered the winter season.)

* Customers with Department approved electric water heater will be billed at the rate per kWh of \$0.1182, \$0.1196, \$0.1212, \$0.1228 and \$0.1245 respectively effective July 1, 2018, 2019, 2020, 2021 and 2022 for monthly usage between 600 kWh and 950 kWh; customers with electric space heating engineered to heat the entire family accommodation will be billed at the rate per kWh of \$0.1656, \$0.1675, \$0.1697, \$0.1720, and \$0.1743 respectively effective July 1, 2018, 2019, 2020, 2021, and 2022 for all monthly usage over 750 kWh during the winter season; customers with all-electric homes will be billed at the rate per kWh of \$0.1656, \$0.1675, \$0.1697, \$0.1720, and \$0.1743 respectively effective July 1, 2018, 2019, 2020, 2021, and 2022 for all monthly usage over 750 kWh during the winter season and for all monthly usage over 1,500 kWh during the summer season. This special rate is closed to new customers who did not take building permits or wiring permits before March 1, 1974.

3. **Optional Renewable Energy Rate:**

Upon application by the Customer, the Customer can elect to receive 100% renewable energy from the Utility's portfolio of renewable resources. The Customer will be assessed \$0.0179 per kWh above the effective energy charges in this schedule which represents the forecasted cost of providing 100% renewable energy in place of the energy from the Utility's current portfolio of renewable and nonrenewable resources. This rate is not applicable to Customers receiving service under Schedule NEM.

4. **Minimum Charge:**

The minimum charge shall be the monthly customer, Reliability, and Network Access charges.

Special Conditions:

1. **Multi-Family Dwelling Units:**

Whenever two or more individual family accommodations (in an apartment, house, duplex, court, mobile home park, etc.) receive electric service from the Department through a master meter, the service shall be billed under this schedule, with the first 350 kWh per month during the winter months and 750 kWh per month during the summer months multiplied by the number of individual accommodations served. The rate for water heating use shall apply only to the number of water heaters installed and in use.

All master meters must conform with the requirements of Electric Rule 12 including the execution of an appropriate submetering agreement.

For auxiliary dwelling units with a valid conditional use permit that receive electric service from a master meter, such service shall be provided pursuant to this rule with the applicable energy charge tier(s) multiplied by two, if the following conditions are met: (a) an application is made for such condition; (b) proof is provided that the unit is occupied, on a full-time basis, by a senior citizen, as defined by state law; and (c) the unit is legally permitted by the City of Riverside, including a valid auxiliary unit conditional use permit.

2. **Power Cost Adjustment Factor:**

The rates above are subject to an adjustment as provided for in Part C of the General Provisions.

3. **State Mandated Public Benefits Charge:**

The rates above are subject to a surcharge (Public Benefits Charge) as adopted via Resolution No. 19203 by the City Council on December 9, 1997 and such surcharge as is in effect from time to time. The Public Benefits Charge will be applied to the Customer's total electricity usage charges for the applicable billing period.

4. **Waiver or Adjustment of Reliability Charge:**

Upon written application by a customer, the General Manager may grant temporary waivers of or adjustments to the Reliability Charge for (1) qualified vacant (unoccupied) units of multi-unit dwellings, to allow for the owner

of the vacant unit to maintain minimal electric service for the purposes of obtaining a tenant; or (2) for customers who have an electrical panel that was designed to draw more amps than needed for the customer's electrical usage.

5. **Applicable Rate Schedule:**

a. **Applicable Rate Schedule**

For Customers applying for service at an existing service address, the Utility will assign the electric rate schedule based on the characteristics of the service address. The Utility will presume that any electric rate previously assigned to that service address is the appropriate schedule, unless Customer requests a review for another applicable rate schedule, rate, or optional provision. In certain situations when a Customer does not qualify for an electric rate previously assigned to that service address, the Utility will assign the applicable rate to the Customer. The Utility assumes no responsibility for advising the Customer of lower optional rates under existing schedules available as a result of the Customer's changes to the characteristics of the service address.

b. **Change of Rate Schedule**

A change to the applicable rate schedule may be made if the Utility determines that the Customer no longer qualifies for the assigned rate schedule. Subject to meter availability, the change will become effective for service rendered after the next regular meter reading following verification and approval by the Utility of such eligibility. Any change in rate schedules pursuant to this section shall be made prospectively.

**SCHEDULE D-TOU
DOMESTIC TIME-OF-USE SERVICE**

Applicability:

Applicable to qualified Single-Family Dwelling Units devoted primarily to domestic purposes where services may include lighting, appliances, heating, cooking, power consuming appliances, and Electric Vehicles. This schedule is not applicable to Customers receiving service under Schedule EV.

Territory:

City of Riverside

Rates:

1. Flat Rates:

		Per Meter, Per Month Effective July 1,				
		2018	2019	2020	2021	2022
Customer Charge	Flat Charge	\$8.86	\$9.66	\$10.46	\$11.26	\$12.06
Reliability Charge	Flat Charge					
Small Residence	< or = 100 Amp	\$10.00	\$10.00	\$10.00	\$10.00	\$10.00
Medium Residence	101 - 200 Amp	\$20.00	\$20.00	\$20.00	\$20.00	\$20.00
Large Residence	201 - 400 Amp	\$40.00	\$40.00	\$40.00	\$40.00	\$40.00
Very Large Residence	>400 Amp	\$60.00	\$60.00	\$60.00	\$60.00	\$60.00
Network Access Charge	Flat Charge					
Tier 1	< or = 12 Daily Avg kWh Usage	\$0.55	\$0.97	\$1.38	\$1.94	\$2.49
Tier 2	< 12 - 25 Daily Avg kWh Usage	\$1.33	\$2.32	\$3.32	\$4.65	\$5.97
Tier 3	>25 Daily Avg kWh Usage	\$2.92	\$5.12	\$7.31	\$10.24	\$13.16

The Network Access Charge is billed based on daily average kWh usage. The energy usage (kWh) is the sum of the on-peak, mid-peak and off-peak periods energy usage (kWh). Daily Average kWh usage is determined by dividing the energy usage (kWh) in the billing period by the days of service in the billing period. The Network Access Charge is then applied to the daily average kWh usage. Billing periods with 1 to 14 days of service will receive the Tier 1 Network Access Charge.

2. Energy Charge (to be added to customer, Reliability, and Network Access charges):

		Per kWh Effective July 1,				
		2018	2019	2020	2021	2022
Winter Season						
On-Peak Tier 1	0-135 kWh	\$0.1325	\$0.1340	\$0.1358	\$0.1376	\$0.1395
On-Peak Tier 2	Over 135 kWh	\$0.2120	\$0.2144	\$0.2173	\$0.2202	\$0.2232
Mid-Peak Tier 1	0-250 kWh	\$0.1060	\$0.1072	\$0.1086	\$0.1100	\$0.1116
Mid-Peak Tier 2	Over 250 kWh	\$0.1696	\$0.1715	\$0.1738	\$0.1760	\$0.1786
Off-Peak Tier 1	0-115 kWh	\$0.0883	\$0.0972	\$0.0985	\$0.0998	\$0.1012
Off-Peak Tier 2	Over 115 kWh	\$0.1413	\$0.1429	\$0.1448	\$0.1467	\$0.1488
Summer Season						
On-Peak Tier 1	0-330 kWh	\$0.1766	\$0.1786	\$0.1810	\$0.1834	\$0.1860
On-Peak Tier 2	Over 330 kWh	\$0.2826	\$0.2858	\$0.2896	\$0.2934	\$0.2976
Mid-Peak Tier 1	0-500 kWh	\$0.1148	\$0.1161	\$0.1177	\$0.1192	\$0.1209
Mid-Peak Tier 2	Over 550 kWh	\$0.1837	\$0.1858	\$0.1883	\$0.1907	\$0.1934
Off-Peak Tier 1	0-220 kWh	\$0.0883	\$0.0972	\$0.0985	\$0.0998	\$0.1012
Off-Peak Tier 2	Over 220 kWh	\$0.1413	\$0.1429	\$0.1448	\$0.1467	\$0.1488

3. Optional Renewable Energy Rate:

Upon application by the Customer, the Customer can elect to receive 100% renewable energy from the Utility's portfolio of renewable resources. The Customer will be assessed \$0.0179 per kWh above the effective energy charges in this schedule which represents the forecasted cost of providing 100% renewable energy in place of the energy from the Utility's current portfolio of renewable and nonrenewable resources. This rate is not applicable to Customers receiving service under Schedule NEM.

4. Minimum Charge:

The minimum charge shall be the monthly customer, Reliability, and Network Access charges.

Special Conditions:

1. Time periods are defined as follows:

On-Peak: 2:00 p.m. to 7:00 p.m. every day during the summer season
4:00 p.m. to 9:00 p.m. every day during the winter season

Mid-Peak: 6:00 a.m. to 2:00 p.m. and 7:00 p.m. to 11:00 p.m. every day during the summer season
6:00 a.m. to 4:00 p.m. and 9:00 p.m. to 11:00 p.m. every day during the winter season

Off-Peak: 11:00 p.m. to 6:00 a.m. every day during the summer and winter season

Summer shall commence at 12:00 a.m. on June 1 and continue through September 30 of each year. Winter shall commence at 12:00 a.m. on October 1 of each year and continue through May 31 of the following year.

2. Terms of Service:

A Customer receiving service under this Schedule may elect to change to another applicable rate schedule but only after receiving service on this Schedule for at least 12 consecutive months. If a Customer elects to discontinue service on this Schedule, the Customer will not be permitted to return to this Schedule for a period of one year.

3. Power Cost Adjustment Factor:

The rates above are **not** subject to the Power Cost Adjustment Factor.

4. State Mandated Public Benefits Program:

The rates above are subject to a surcharge (Public Benefits Charge) as adopted via Resolution No. 19203 by the City Council on December 9, 1997 and such surcharge as is in effect from time to time. The Public Benefits Charge will be applied to the Customer's total electricity usage charges for the applicable billing period.

5. Applicable Rate Schedule:

a. Applicable Rate Schedule

For Customers applying for service at an existing service address, the Utility will assign the electric rate schedule based on the characteristics of the service address. The Utility will presume that any electric rate previously assigned to that service address is the appropriate schedule, unless Customer requests a review for another applicable rate schedule, rate, or optional provision. In certain situations when a Customer does not qualify for an electric rate previously assigned to that service address, the Utility will assign the applicable rate to the Customer. The Utility assumes no responsibility for advising the Customer of lower optional rates under existing schedules available as a result of the Customer's changes to the characteristics of the service address.

b. Change of Rate Schedule

A change to the applicable rate schedule may be made if the Utility determines that the Customer no longer qualifies for the assigned rate schedule. Subject to meter availability, the change will become effective for service rendered after the next regular meter reading following verification and approval by the Utility of such eligibility. Any change in rate schedules pursuant to this section shall be made prospectively.

**SCHEDULE D-TOU- TIERED
DOMESTIC TIME-OF-USE SERVICE-TIERED**

(This rate schedule is closed to new customers as of July 1, 2018. On July 1, 2019, existing customers will be transitioned to their otherwise applicable tariff)

Applicability:

Applicable to qualified Single-Family Dwelling Units devoted primarily to domestic purposes where services include lighting, appliances, heating, cooking, power consuming appliances, and plug in electric vehicles. Eligible customers must sign an authorization/agreement form and exhibit exemplary utility payment history.

Territory:

City of Riverside

Rates:

1. Flat Rates:

		Per Meter, Per Month Effective July 1, 2018
Customer Charge	Flat Charge	\$8.86
Reliability Charge	Flat Charge	
Small Residence	< or = 100 Amp	\$10.00
Medium Residence	101 - 200 Amp	\$20.00
Large Residence	201 - 400 Amp	\$40.00
Very Large Residence	>400 Amp	\$60.00
Network Access Charge	Flat Charge	
Tier 1	< or = 12 Daily Avg kWh Usage	\$0.55
Tier 2	< 12 - 25 Daily Avg kWh Usage	\$1.33
Tier 3	>25 Daily Avg kWh Usage	\$2.92

The Network Access Charge is billed based on daily average kWh usage. The energy usage (kWh) is the sum of the on-peak and off-peak periods energy usage (kWh). Daily Average kWh usage is determined by dividing the energy usage (kWh) in the billing period by the days of service in the billing period. The Network Access Charge is then applied to the daily average kWh usage. Billing periods with 1 to 14 days of service will receive the Tier 1 Network Access Charge.

2. Energy Charge (to be added to customer, Reliability, and Network Access charges):

		Per kWh Effective July 1, 2018
Winter Season		
On-Peak Tier 1	0-60 kWh	\$0.2023
On-Peak Tier 2	Over 60 kWh	\$0.3591
Off-Peak Tier 1	0-500 kWh	\$0.0961
Off-Peak Tier 2	Over 500 kWh	\$0.1538
Summer Season		
On-Peak Tier 1	0-145 kWh	\$0.1821
On-Peak Tier 2	Over 145 kWh	\$0.4553
Off-Peak Tier 1	0-1125 kWh	\$0.0860
Off-Peak Tier 2	Over 1125 kWh	\$0.1214

3. Optional Renewable Energy Rate:

Adopted by Board of Public Utilities:
Approved by City Council:
Effective Date:

Board Resolution No. -
Council Resolution No.

Upon application by the Customer, the Customer can elect to receive 100% renewable energy from the Utility's portfolio of renewable resources. The Customer will be assessed \$0.0179 per kWh above the effective energy charges in this schedule which represents the forecasted cost of providing 100% renewable energy in place of the energy from the Utility's current portfolio of renewable and nonrenewable resources. This rate is not applicable to customers receiving service under Schedule NEM.

4. Minimum Charge:

The minimum charge shall be the monthly customer, Reliability, and Network Access charges.

Special Conditions:

1. Time periods are defined as follows:

On-Peak: Noon to 6:00 p.m. summer weekdays except holidays
4:00 p.m. to 10:00 p.m. winter weekdays except holidays

Off-Peak: All other hours

Summer shall commence at 12:00 a.m. on June 1 and continue through September 30 of each year. Winter shall commence at 12:00 a.m. on October 1 of each year and continue through May 31 of the following year.

Holidays are New Year's Day, Washington's Birthday, Memorial Day, Independence Day, Labor Day, Veterans Day, Thanksgiving Day and Christmas.

2. Approval:

Application of this Schedule shall be subject to approval of the General Manager. The General Manager's approval shall provide adequate protection against arbitrary application of this Schedule.

3. Re-Application:

Once the customer has requested to no longer receive the rate under this Schedule and has transitioned to their otherwise applicable tariff, the customer must remain on the otherwise applicable tariff for twelve months prior to reapplying to this Schedule.

4. Program Cap:

The total number of customers receiving service under this Schedule shall not exceed 500. Once the Program Cap is reached, this Schedule will be closed to any new customers.

5. Annual Review:

This Schedule shall be reviewed annually and Utility staff will monitor items such as customer participation, customer load patterns and shifting, and the impact of electric vehicles. Upon review, if it is determined this Schedule is not working as intended, the rate may be closed through a public hearing.

6. Power Cost Adjustment Factor:

The rates above are **not** subject to the Power Cost Adjustment Factor.

7. State Mandated Public Benefits Program:

The rates above are subject to a surcharge (Public Benefits Charge) as adopted via Resolution No. 19203 by the City Council on December 9, 1997 and such surcharge as is in effect from time to time. The Public Benefits Charge will be applied to the Customer's total electricity usage charges for the applicable billing period.

8. Applicable Rate Schedule:

a. Applicable Rate Schedule

For Customers applying for service at an existing service address, the Utility will assign the electric rate schedule based on the characteristics of the service address. The Utility will presume that any electric rate previously assigned to that service address is the appropriate schedule, unless Customer requests a review for another applicable rate schedule, rate, or optional provision. In certain situations when a Customer does not qualify for an electric rate previously assigned to that service address, the Utility will assign the applicable rate to the Customer. The Utility assumes no responsibility for advising the Customer of lower optional rates under existing schedules available as a result of the Customer's changes to the characteristics of the service address.

b. Change of Rate Schedule

A change to the applicable rate schedule may be made if the Utility determines that the Customer no longer qualifies for the assigned rate schedule. Subject to meter availability, the change will become effective for service rendered after the next regular meter reading following verification and approval by the Utility of such eligibility. Any change in rate schedules pursuant to this section shall be made prospectively.

**SCHEDULE ED
ECONOMIC DEVELOPMENT RATES – ATTRACTION AND EXPANSION**

Applicability:

Applicable to services for all types of uses, including lighting, power and heating, alone or combined.

This Schedule is applicable to all or part of the services provided to New Customers, Expanded Load Customers, and new Research, Development or Technology Customers, or new Green Technology/ Manufacturing customers that:

- A. Are commercial or industrial end-use customers, and
- B. Are approved by the General Manager of Riverside Public Utilities, based upon standards and guidelines established and adopted by resolution of the Riverside Board of Public Utilities and approved by resolution of the City Council; and
- C. Satisfy the following criteria as a New Customer, Expanded Load Customer, a Research, Development or Technology New Customer, or a Green Technology/ Manufacturing New Customer.
 1. A New Customer shall be a customer locating in Riverside’s service territory within one year prior to the effective date of the Economic Development Rate Agreement that:
 - a. is a Research, Development or Technology business with a qualified NAICS Code in the relevant table in Section 14 of this Schedule; or
 - b. has a projected minimum monthly electrical demand of at least 500 kW; or
 - c. is a Green Technology/Manufacturing business with a:
 - i. Qualified NAICS Code in the relevant table in Section 14 of this Schedule; and
 - ii. Meets the definition of a Green Technology or Green Manufacturing Business which is defined for the purposes of this Schedule as those businesses whose primary purpose is research, development or manufacturing of energy efficiency, alternative energy or renewable energy products; or
 2. An Expanded Load Customer shall be an existing load customer of Riverside that is adding new load to Riverside by the greater of Twenty Percent (20%) of the existing customer’s Base Period Usage or 150 kW. The ED rate will be applied only to the expanded load as determined in Section 6, Base Usage Period:
 - a. at its current site; or
 - b. at a new site within Riverside to which it is relocating operations that are substantially similar to those at the old site: or
 - c. a new site within Riverside with operations that the Department determines are substantially similar to those of the existing site(s), and that is in addition to customer’s existing site(s).

Territory:

City of Riverside

Rates:

Except as provided herein, or in the Economic Development Rate Agreement, all charges and provisions of the customer's Otherwise Applicable Tariff shall apply. The bundled charges or the total of the unbundled charges under the customer's Otherwise Applicable Tariff shall be reduced as follows:

- Year 1 – 40%
- Year 2 – 20%
- Year 3 – 0%
- Year 4 – 0%

Rates under this Schedule shall be subject to a Minimum Charge computed as set forth in the Economic Development Rate Agreement.

Special Conditions:

1. Term:

Economic Development Rate Agreements entered into under this Schedule shall be for a single four-year term.

2. Otherwise Applicable Tariff:

The Utility's published electric rate schedule which otherwise applies to Customer for service provided under this Schedule, provided however Schedule CS shall not be a Customer's Otherwise Applicable Tariff.

3. Approval:

Application of this Schedule shall be subject to approval of the Public Utilities General Manager. The General Manager's approval shall be based upon standards and guidelines established and adopted by resolution of the Riverside Board of Public Utilities and approved by resolution of the City Council. The standards and guidelines: 1) shall include but not be limited to the consideration of such factors as job creation, property tax increment, private investment, land use, City's business base, and City's overall economic development strategic vision; and 2) shall provide adequate protection against arbitrary application of this Schedule.

The General Manager's decision to disapprove application of this Schedule to a customer shall be appealable to the Riverside Board of Public Utilities, not later than thirty days after Riverside notifies the customer of the General Manager's decision. Customer shall file a written appeal with the Riverside City Clerk setting forth the grounds on which the appeal is based. The Riverside Board of Public Utilities shall consider the appeal within thirty (30) days after receipt of the written appeal, and shall affirm, modify or reverse the decision of the General Manager.

4. Agreement:

The customer must sign the standard Riverside Economic Development Rate Agreement in order for the rates under this Schedule to be applicable. In addition to the other terms of this Schedule, the Economic Development Rate Agreement shall require the customer to reimburse Riverside for all rate reductions received under this Schedule, if the customer fails to maintain the required minimum load during the four-year term of the Agreement.

5. Minimum Load:

Customers qualifying under this Schedule as a New Customer with a projected minimum monthly electric demand of at least 500 kW or as an Expanded Load Customer under Sections C.1.b and C.2 above, respectively, must agree to maintain a minimum level of load for four years from the date service is first rendered under this Schedule as set forth in the Economic Development Rate Agreement.

6. Base Period Usage:

Adopted by Board of Public Utilities:
Approved by City Council:
Effective Date:

Board Resolution No.
Council Resolution:

Base Period Usage shall be established and agreed to in the Economic Development Rate Agreement for Expanded Load Customers. Base Period Usage shall be the average monthly energy use and demand for the customer during the last three years. Expanded load qualifying for the rate under this Schedule shall be measured as the difference between the new monthly, meter documented energy use and demand, and Base Period Usage.

7. State Mandated Public Benefits Charge:

The rates in Customer’s Otherwise Applicable Tariff and under this Schedule are subject to a surcharge as adopted via City Council Resolution No. 19203, and such surcharge as is in effect from time to time. The applicable Public Benefits Charge will be applied to the Customer’s total electricity usage charges for the applicable billing period.

8. Miscellaneous Fees and Charges:

Rates charged pursuant to this Schedule shall be subject to any Energy Users Taxes, Utility Users Taxes and any other governmental taxes, duties, or fees which are applicable to Electric Service provided to Customer by Riverside. Rates are also subject to adjustment, as established by Riverside’s Board of Public Utilities and adopted by Riverside’s City Council in response to federal or state climate change laws, renewable portfolio standard or other mandated legislation. These adjustments may include but are not limited to charges to mitigate the impacts of greenhouse gas emissions or “green power” premiums.

9. Expanded Load:

Expanded Load Customers applying for this rate must demonstrate to the satisfaction of the Utility that the expanded load is new to Riverside.

10. Agreement Deadline:

The start date of the Economic Development Rate agreement shall commence within 12 months from the date of the Public Utilities General Manager’s approval or become null and void. The start date shall coincide with the customer’s normal billing cycle.

11. Program Cap:

The total contract demand on this Schedule for qualifying customers under Sections C.1.b. and C.2. of this Schedule shall collectively not exceed 25 (twenty-five) MW (megawatts). The total contract demand on this Schedule for qualifying customers under Section C.1.a. or C.1.c. of this Schedule shall collectively not exceed 5 (five) MW.

Once either Program Cap is reached, the Schedule will be closed to any new customers, until such time as qualified customers included within the Program Cap, with an executed Economic Development Rate Agreement no longer receive the reductions (e.g. year three of their agreements), thus allowing participation by additional customers until a new respective 25 MW or 5 MW Program Cap is reached.

12. Re-Application:

Customers who have received the Economic Development rate may re-apply for this rate as an Expanded Load Customer after the Economic Development Rate Agreement has expired.

13. Restrictions:

Residential customers are not qualified under this Schedule.

14. NAICS

The North American Industry Classification System (NAICS, pronounced Nakes) was developed under the direction and guidance of the Federal Office of Management and Budget as the standard for use by Federal statistical agencies in classifying business establishments for the collection, tabulation, presentation, and analysis of statistical data describing the U.S. economy. A complete list of current NAICS codes are on file with Riverside Public Utilities and available on request.

The table on the following page identifies relevant 2017 NAICS codes and titles for qualified research, development or technology business under Section C.1.a.:

15. Applicable Rate Schedule:

a. Applicable Rate Schedule

For Customers applying for service at an existing service address, the Utility will assign the electric rate schedule based on the characteristics of the service address. The Utility will presume that any electric rate previously assigned to that service address is the appropriate schedule, unless Customer requests a review for another applicable rate schedule, rate, or optional provision. In certain situations when a Customer does not qualify for an electric rate previously assigned to that service address, the Utility will assign the applicable rate to the Customer. The Utility assumes no responsibility for advising the Customer of lower optional rates under existing schedules available as a result of the Customer’s changes to the characteristics of the service address.

b. Change of Rate Schedule

A change to the applicable rate schedule may be made if the Utility determines that the Customer no longer qualifies for the assigned rate schedule. Subject to meter availability, the change will become effective for service rendered after the next regular meter reading following verification and approval by the Utility of such eligibility. Any change in rate schedules pursuant to this section shall be made prospectively.

NAICS	2007 NAICS TITLE
325411	Medicinal and Botanical Manufacturing
325412	Pharmaceutical Preparation Manufacturing
325413	In-Vitro Diagnostic Substance Manufacturing
325414	Biological Product (except Diagnostic) Manufacturing
333613	Mechanical Power Transmission Equipment Manufacturing
334111	Electronic Computer Manufacturing
334112	Computer Storage Device Manufacturing
334118	Computer Terminal Manufacturing
334119	Other Computer Peripheral Equipment Manufacturing
334220	Radio and Television Broadcasting and Wireless Communications Equipment Manufacturing
334310	Audio and Video Equipment Manufacturing
334411	Electron Tube Manufacturing
334412	Bare Printed Circuit Board Manufacturing
334413	Semiconductor and Related Device Manufacturing
334414	Electronic Capacitor Manufacturing
334415	Electronic Resistor Manufacturing
334416	Electronic Coil, Transformer, and Other Inductor Manufacturing
334417	Electronic Connector Manufacturing
334418	Printed Circuit Assembly (Electronic Assembly) Manufacturing
334419	Other Electronic Component Manufacturing
334510	Electromedical and Electrotherapeutic Apparatus Manufacturing
334511	Search, Detection, Navigation, Guidance, Aeronautical, and Nautical System and Instrument Manufacturing
334512	Automatic Environmental Control Manufacturing for Residential, Commercial, and Appliance Use
334513	Instruments and Related Products Manufacturing for Measuring, Displaying, and Controlling Industrial Process Variables
334514	Totalizing Fluid Meter and Counting Device Manufacturing
334515	Instrument Manufacturing for Measuring and Testing Electricity and Electrical Signals
334516	Analytical Laboratory Instrument Manufacturing
334517	Irradiation Apparatus Manufacturing
334519	Other Measuring and Controlling Device Manufacturing
334611	Software Reproducing
334612	Prerecorded Compact Disc (except Software), Tape, and Record Reproducing
334613	Magnetic and Optical Recording Media Manufacturing
339112	Surgical and Medical Instrument Manufacturing
339113	Surgical Appliance and Supplies Manufacturing
339114	Dental Equipment and Supplies Manufacturing
339115	Ophthalmic Goods Manufacturing
339116	Dental Laboratories
511210	Software Publishers
512110	Motion Picture and Video Production
517312	Wireless Telecommunications Carriers (except Satellite)
541360	Geophysical Surveying and Mapping Services
541380	Testing Laboratories
541511	Custom Computer Programming Services
541512	Computer Systems Design Services
541690	Other Scientific and Technical Consulting Services
541714	Research and Development in Biotechnology
621511	Medical Laboratories
927110	Space Research and Technology

The following table identified relevant 2007 NAICS codes and titles for qualified Green technology/manufacturing businesses under Section C.1.c.:

NAICS	2007 NAICS TITLE
221330	Steam and Air-Conditioning Supply
335999	All Other Miscellaneous Electrical Equipment and Component Manufacturing
221114	Solar Electric Power Generation
221122	Electric Power Distribution
541713	Research and Development in Nanotechnology
335110	Electric Lamp Bulb and Part Manufacturing
335121	Residential Electric Lighting Fixture Manufacturing
335122	Commercial, Industrial, and Institutional Electric Lighting Fixture Manufacturing
335129	Other Lighting Equipment Manufacturing
335311	Power, Distribution, and Specialty Transformer Manufacturing
336111	Automobile Manufacturing
333242	Semiconductor Machinery Manufacturing
334413	Semiconductor and Related Device Manufacturing
334512	Automatic Environmental Control Manufacturing for Residential, Commercial, and Appliance Use
335911	Storage Battery Manufacturing
333415	Air-Conditioning and Warm Air Heating Equipment and Commercial and Industrial Refrigeration Equipment Manufacturing
335312	Motor and Generator Manufacturing

**SCHEDULE EV
DOMESTIC ELECTRIC VEHICLE SEPARATELY METERED**

Applicability:

Applicable exclusively to the charging of Electric Vehicles (EV) on a separate meter provided by the Utility in Single Family Dwelling Units concurrently served under Schedule D Domestic Service. The Customer is responsible for all costs associated with the equipment required under Special Condition 4. This schedule is not applicable to Customers receiving service under Schedule D-TOU or Schedule NEM.

Territory:

City of Riverside

Rates:

1. Flat Rate:

		Per Meter, Per Month Effective July 1,				
		2018	2019	2020	2021	2022
Customer Charge	Flat Charge	\$8.86	\$9.66	\$10.46	\$11.26	\$12.06

2. Energy Charge (to be added to customer charge):

		Per kWh Effective July 1,				
		2018	2019	2020	2021	2022
Winter Season						
On-Peak		\$0.1961	\$0.1983	\$0.2010	\$0.2037	\$0.2065
Mid-Peak		\$0.1378	\$0.1394	\$0.1412	\$0.1430	\$0.1451
Off-Peak		\$0.1047	\$0.1059	\$0.1073	\$0.1087	\$0.1102
Summer Season						
On-Peak		\$0.2614	\$0.2644	\$0.2679	\$0.2714	\$0.2753
Mid-Peak		\$0.1493	\$0.1510	\$0.1530	\$0.1550	\$0.1572
Off-Peak		\$0.1047	\$0.1059	\$0.1073	\$0.1087	\$0.1102

3. Optional Renewable Energy Rate:

Upon application by the Customer, the Customer can elect to receive 100% renewable energy from the Utility's portfolio of renewable resources. The Customer will be assessed \$0.0179 per kWh above the effective energy charges in this schedule which represents the forecasted cost of providing 100% renewable energy in place of the energy from the Utility's current portfolio of renewable and nonrenewable resources. This rate is not applicable to Customers receiving service under Schedule NEM.

4. Minimum Charge:

The minimum charge shall be the monthly customer charge.

Special Conditions:

1. Application and Eligibility for Service:

Upon application of service, Customers must show proof of ownership of an EV and a 240 volt level 2 charging station. Customers must comply with all City building and safety guidelines for a separately metered service for the 240 volt level 2 charging station. Customers must maintain ownership of EV to remain on this rate. Utility may ask for proof of continued ownership at any time.

2. Network Access Charge (NAC):

A Customer concurrently receiving separately metered service under Schedule EV and service under Schedule D will be billed at the Tier 3 NAC under Schedule D.

3. Time periods are defined as follows:

On-Peak: 2:00 p.m. to 7:00 p.m. every day during the summer season
4:00 p.m. to 9:00 p.m. every day during the winter season

Mid-Peak: 6:00 a.m. to 2:00 p.m. and 7:00 p.m. to 11:00 p.m. every day during the summer season
6:00 a.m. to 4:00 p.m. and 9:00 p.m. to 11:00 p.m. every day during the winter season

Off-Peak: 11:00 p.m. to 6:00 a.m. every day during the summer and winter season

Summer shall commence at 12:00 a.m. on June 1 and continue through September 30 of each year. Winter shall commence at 12:00 a.m. on October 1 of each year and continue through May 31 of the following year.

4. Metering:

The point of delivery must contain equipment to separately meter EV charging facilities. Where the Utility determines that the operation of the EV charging facilities may interfere with service to that Customer or other Customers, the Utility will install a load management device to control when EV charging will occur. The Customer shall supply, at no expense to the Utility, a suitable location for meters and associated equipment used for billing.

5. Terms of Service:

A Customer receiving service under this schedule may elect to change to another applicable rate schedule but only after receiving service on this schedule for at least 12 consecutive months. If a Customer elects to discontinue service on this schedule, the Customer will not be permitted to return to this schedule for a period of one year.

6. Interconnection:

Customers taking service under this schedule shall have no electrical interconnection beyond the Utility's point of delivery between electrical loads eligible for service under this schedule and any other electrical loads.

7. Power Cost Adjustment Factor:

The rates above are **not** subject to the Power Cost Adjustment Factor.

8. State Mandated Public Benefits Program:

The rates above are subject to a surcharge (Public Benefits Charge) as adopted via Resolution No. 19203 by the City Council on December 9, 1997 and such surcharge as is in effect from time to time. The Public Benefits Charge will be applied to the Customer's total electricity usage charges for the applicable billing period.

9. Applicable Rate Schedule:

a. Applicable Rate Schedule

For Customers applying for service at an existing service address, the Utility will assign the electric rate schedule based on the characteristics of the service address. The Utility will presume that any electric rate previously assigned to that service address is the appropriate schedule, unless Customer requests a review for another applicable rate schedule, rate, or optional provision. In certain situations when a Customer does not qualify for an electric rate previously assigned to that service address, the Utility will assign the applicable rate to the Customer. The Utility assumes no responsibility for advising the Customer of lower

optional rates under existing schedules available as a result of the Customer’s changes to the characteristics of the service address.

b. Change of Rate Schedule

A change to the applicable rate schedule may be made if the Utility determines that the Customer no longer qualifies for the assigned rate schedule. Subject to meter availability, the change will become effective for service rendered after the next regular meter reading following verification and approval by the Utility of such eligibility. Any change in rate schedules pursuant to this section shall be made prospectively.

**SCHEDULE LS-1
STREET LIGHTING SERVICE
DEPARTMENT FINANCED**

Applicability:

Applicable to street and highway lighting service where the Department installs and maintains the lighting equipment.

Territory:

City of Riverside

Rates:

	Per Lamp, Per Month
Light Type	
Incandescent	
1,000 Lumens	\$6.82
2,500 Lumens	\$10.12
4,000 Lumens	\$13.44
Mercury Vapor	
3,500 Lumens	\$10.77
7,000 Lumens	\$12.76
10,000 Lumens	\$15.68
Sodium Vapor Lamps	
5,800 Lumens	\$10.51
9,500 Lumens	\$11.85
16,000 Lumens	\$13.88
22,000 Lumens	\$15.75
25,000 Lumens	\$17.39
40,000 Lumens	\$21.84

	Effective July 1, 2018
Light Type	Per Lamp, Per Month
LED	
1,000 – 2,800 Lumens	\$10.38
3,500 – 5,800 Lumens	\$11.83
7,000 – 9,500 Lumens	\$13.24
10,000 – 23,000 Lumens	\$15.75
25,000 Lumens	\$17.39
40,000 Lumens	\$21.84

Special Conditions:

1. Maintenance shall include periodic inspection, renewal of lamps, cleaning of glassware, replacement of damaged glassware and lamps, and minor repairs to wiring and electrical appurtenances.
2. Hours of Service: Under the Department's standard all night operating schedule, approximately 4,148 hours of service will be furnished.
3. Other than standard equipment: Where the customer requests the installation of other than standard equipment furnished by the Department and such requested equipment is acceptable to the Department, the Department will install the requested equipment provided the customer agrees to advance the estimated difference in installed costs between such equipment and standard equipment. Advances made for this purpose will not be refunded. Facilities installed in the connection with such agreements become and remain the sole property of the department.

4. **Power Cost Adjustment Factor:**

The rates above are subject to an adjustment as provided in part C of the General Provisions.

5. **State Mandated Public Benefits Charge:**

The rates above are subject to a surcharge (Public Benefits Charge) as adopted via Resolution No. 19203 by the City Council on December 9, 1997 and such surcharge as is in effect from time to time. The Public Benefits Charge will be applied to the Customer's total electricity usage charges for the applicable billing period.

6. **Applicable Rate Schedule:**

a. **Applicable Rate Schedule**

For Customers applying for service at an existing service address, the Utility will assign the electric rate schedule based on the characteristics of the service address. The Utility will presume that any electric rate previously assigned to that service address is the appropriate schedule, unless Customer requests a review for another applicable rate schedule, rate, or optional provision. In certain situations when a Customer does not qualify for an electric rate previously assigned to that service address, the Utility will assign the applicable rate to the Customer. The Utility assumes no responsibility for advising the Customer of lower optional rates under existing schedules available as a result of the Customer's changes to the characteristics of the service address.

b. **Change of Rate Schedule**

A change to the applicable rate schedule may be made if the Utility determines that the Customer no longer qualifies for the assigned rate schedule. Subject to meter availability, the change will become effective for service rendered after the next regular meter reading following verification and approval by the Utility of such eligibility. Any change in rate schedules pursuant to this section shall be made prospectively.

**SCHEDULE LS-2
STREET LIGHTING SERVICE
CUSTOMER FINANCED**

Applicability:

Applicable to service for the lighting of streets, highways, and other public thoroughfares (including publicly owned and publicly operated parks and parking lots which are open to the general public) where the Customer installs the street lighting equipment.

Territory:

City of Riverside

Rates:

Energy and Maintenance

Light Type	Per Lamp, Per Year Effective July 1,				
	2018	2019	2020	2021	2022
Incandescent					
1,000 Lumens	\$55.82	\$57.49	\$59.21	\$60.99	\$62.82
2,500 Lumens	\$106.53	\$109.73	\$113.02	\$116.41	\$119.90
4,000 Lumens	\$160.81	\$165.63	\$170.60	\$175.72	\$180.99
6,000 Lumens	\$202.87	\$208.96	\$215.23	\$221.69	\$228.34
Mercury Vapor					
7,000 Lumens	\$119.36	\$122.94	\$126.63	\$130.43	\$134.34
10,000 Lumens	\$159.65	\$164.44	\$169.37	\$174.45	\$179.68
20,000 Lumens	\$244.41	\$251.74	\$259.29	\$267.07	\$275.08
35,000 Lumens	\$411.36	\$423.70	\$436.41	\$449.50	\$462.99
55,000 Lumens	\$575.99	\$593.27	\$611.07	\$629.40	\$648.28
Sodium Vapor Lamps					
5,800 Lumens	\$55.11	\$56.76	\$58.46	\$60.21	\$62.02
9,500 Lumens	\$80.67	\$83.09	\$85.58	\$88.15	\$90.79
16,000 Lumens	\$111.87	\$115.23	\$118.69	\$122.25	\$125.92
22,000 Lumens	\$139.34	\$143.52	\$147.83	\$152.26	\$156.83
25,000 Lumens	\$166.14	\$171.12	\$176.25	\$181.54	\$186.99
40,000 Lumens	\$251.69	\$259.24	\$267.02	\$275.03	\$283.28
LED by Average Lumens					
3,100 Lumens	\$70.12	\$72.22	\$74.39	\$76.62	\$78.92
6,750 Lumens	\$110.58	\$113.90	\$117.32	\$120.84	\$124.47
9,667 Lumens	\$133.26	\$137.26	\$141.38	\$145.62	\$149.99
17,333 Lumens	\$149.32	\$153.80	\$158.41	\$163.16	\$168.05
25,000 Lumens	\$161.49	\$166.33	\$171.32	\$176.46	\$181.75
37,500 Lumens	\$255.46	\$263.12	\$271.01	\$279.14	\$287.51
55,000 Lumens	\$336.68	\$346.78	\$357.18	\$367.90	\$378.94

Energy Only

Light Type	Per Lamp, Per Year Effective July 1,				
	2018	2019	2020	2021	2022
Incandescent					
1,000 Lumens	\$43.80	\$45.11	\$46.46	\$47.85	\$49.29
2,500 Lumens	91.49	94.23	97.06	99.97	102.97
4,000 Lumens	139.79	143.98	148.30	152.75	157.33
6,000 Lumens	160.81	165.63	170.60	175.72	180.99
Mercury Vapor					
7,000 Lumens	\$98.32	\$101.27	\$104.31	\$107.44	\$110.66
10,000 Lumens	\$135.61	\$139.68	\$143.87	\$148.19	\$152.64
20,000 Lumens	\$215.88	\$222.36	\$229.03	\$235.90	\$242.98
35,000 Lumens	\$372.33	\$383.50	\$395.01	\$406.86	\$419.07
55,000 Lumens	\$523.42	\$539.12	\$555.29	\$571.95	\$589.11
Sodium Vapor Lamps					
5,800 Lumens	\$41.58	\$42.83	\$44.11	\$45.43	\$46.79
9,500 Lumens	\$65.65	\$67.62	\$69.65	\$71.74	\$73.89
16,000 Lumens	\$95.34	\$98.20	\$101.15	\$104.18	\$107.31
22,000 Lumens	\$122.81	\$126.49	\$130.28	\$134.19	\$138.22
25,000 Lumens	\$148.12	\$152.56	\$157.14	\$161.85	\$166.71
40,000 Lumens	\$226.16	\$232.94	\$239.93	\$247.13	\$254.54
LED by Average Lumens					
3,100 Lumens	\$56.59	\$58.29	\$60.04	\$61.84	\$63.70
6,750 Lumens	\$92.56	\$95.34	\$98.20	\$101.15	\$104.18
9,667 Lumens	\$106.72	\$109.92	\$113.22	\$116.62	\$120.12
17,333 Lumens	\$126.29	\$130.08	\$133.98	\$138.00	\$142.14
25,000 Lumens	\$143.47	\$147.77	\$152.20	\$156.77	\$161.47
37,500 Lumens	\$223.18	\$229.88	\$236.78	\$243.88	\$251.20
55,000 Lumens	\$284.11	\$292.63	\$301.41	\$310.45	\$319.76

Special Conditions:

- For series systems, the Department will furnish and maintain constant current regulating transformers and deliver service at the secondary side of such transformers. For multiple systems the Department will deliver service at the standard lighting voltage. Delivery to the Customer's system will be a point or points mutually agreed upon.
- Maintenance Service:** Where maintenance is supplied by the Department, it shall include periodic inspection, renewal of lamps, cleaning of glassware, replacement of damaged glassware and lamps and minor repairs to wiring and electrical appurtenances on or within the standards. Maintenance service shall not include replacement of the consumer's equipment when, in the opinion of the utility, undue hazard or expense will result due to location, mounting height, or other reasons.
- Hours of Service:** Under the Department's standard all night operating schedule, approximately 4,148 hours of service per year will be furnished.
- Power Cost Adjustment Factor:** The Rates above are subject to an adjustment as provided in Part C of the General Provisions.
- State Mandated Public Benefits Charge:** The rates above are subject to a surcharge (Public Benefits Charge) as adopted via Resolution No. 19203 by the City Council on December 9, 1997 and such surcharge as is in effect from time to time. The Public Benefits Charge will be applied to the Customer's total electricity usage charges for the applicable billing period.

Adopted by Board of Public Utilities:
Approved by City Council:
Effective Date:

Board Resolution No. -
Council Resolution No.

6. Applicable Rate Schedule:

a. Applicable Rate Schedule

For Customers applying for service at an existing service address, the Utility will assign the electric rate schedule based on the characteristics of the service address. The Utility will presume that any electric rate previously assigned to that service address is the appropriate schedule, unless Customer requests a review for another applicable rate schedule, rate, or optional provision. In certain situations when a Customer does not qualify for an electric rate previously assigned to that service address, the Utility will assign the applicable rate to the Customer. The Utility assumes no responsibility for advising the Customer of lower optional rates under existing schedules available as a result of the Customer's changes to the characteristics of the service address.

b. Change of Rate Schedule

A change to the applicable rate schedule may be made if the Utility determines that the Customer no longer qualifies for the assigned rate schedule. Subject to meter availability, the change will become effective for service rendered after the next regular meter reading following verification and approval by the Utility of such eligibility. Any change in rate schedules pursuant to this section shall be made prospectively.

**SCHEDULE OL
OUTDOOR LIGHTING**

Applicability:

Applicable to outdoor lighting where the Department installs, owns and maintains the lighting equipment.

Territory:

City of Riverside

Rates:

Light Type	Per Lamp, Per Month Effective July 1,				
	2018	2019	2020	2021	2022
Mercury Vapor					
7,000 Lumens	\$10.64	\$10.96	\$11.29	\$11.63	\$11.98
20,000 Lumens	\$18.80	\$19.36	\$19.94	\$20.54	\$21.16
Sodium Vapor Lamps					
9,500 Lumens	\$10.70	\$11.02	\$11.35	\$11.69	\$12.04
16,000 Lumens	\$14.99	\$15.44	\$15.90	\$16.38	\$16.87

	Effective July 1, 2018
Light Type	Per Lamp, Per Month
LED	
3,500 – 5,800 Lumens	\$11.83
7,000 – 9,500 Lumens	\$13.24
10,000 – 23,000 Lumens	\$15.75

Special Conditions:

1. **Equipment Furnished:**

The Department will, at its own cost, install, operate and maintain its standard overhead outdoor lighting equipment. Facilities will consist of a luminaire with a photoelectric switch control and a support, mounted on an existing Department pole at which 120-volt service is available. All facilities will be owned and maintained by the Department.

2. **Energy:**

The Department will supply the energy which is included in the monthly rate above.

3. **Maintenance:**

The Department will replace burned-out lamps and otherwise maintain the luminaire during regular daytime working hours as soon as practicable following notification by customer.

4. **Hours of Service:**

Burning hours will be from dusk until dawn aggregating approximately 4,148 hours per year. Credit will not be allowed for lamp outages.

5. **Removal Charge:**

If the customer discontinues service during the first three years of service, there will be a \$28.59 charge to remove the facilities.

6. **Power Cost Adjustment Factor:**

The rates above are subject to an adjustment as provided for in Part C of the General Provisions.

7. **State Mandated Public Benefits Charge:**

The rates above are subject to a surcharge (Public Benefits Charge) as adopted via Resolution No. 19203 by the City Council on December 9, 1997 and such surcharge as is in effect from time to time. The Public Benefits Charge will be applied to the Customer's total electricity usage charges for the applicable billing period.

8. **Applicable Rate Schedule:**

a. **Applicable Rate Schedule**

For Customers applying for service at an existing service address, the Utility will assign the electric rate schedule based on the characteristics of the service address. The Utility will presume that any electric rate previously assigned to that service address is the appropriate schedule, unless Customer requests a review for another applicable rate schedule, rate, or optional provision. In certain situations when a Customer does not qualify for an electric rate previously assigned to that service address, the Utility will assign the applicable rate to the Customer. The Utility assumes no responsibility for advising the Customer of lower optional rates under existing schedules available as a result of the Customer's changes to the characteristics of the service address.

b. **Change of Rate Schedule**

A change to the applicable rate schedule may be made if the Utility determines that the Customer no longer qualifies for the assigned rate schedule. Subject to meter availability, the change will become effective for service rendered after the next regular meter reading following verification and approval by the Utility of such eligibility. Any change in rate schedules pursuant to this section shall be made prospectively.

**SCHEDULE PA
POWER – AGRICULTURAL PUMPING**

Applicability:

Applicable to power for water pumping service for general agricultural uses, as defined in Riverside Municipal Code Chapter 19.910.

Territory:

City of Riverside

Rates:

		Effective July 1,				
		2018	2019	2020	2021	2022
Service Charge	Per HP, Per Year	\$46.74	\$48.14	\$49.58	\$51.07	\$52.60
Horsepower of Connected Load (2 HP minimum)						
Energy Charge	All kWh, per kWh	\$0.0991	\$0.1021	\$0.1052	\$0.1084	\$0.1117
Reliability Charge	Per Meter, Per Month Flat Charge	\$60.00	\$60.00	\$60.00	\$60.00	\$60.00
Network Access Charge	Per Meter, Per Month Flat Charge					
Tier 1	0 – 500 kWh	\$1.12	\$1.67	\$2.23	\$2.79	\$3.35
Tier 2	501 – 1,500 kWh	\$3.17	\$4.75	\$6.33	\$7.91	\$9.50
Tier 3	1,501 – 3,000 kWh	\$5.63	\$8.45	\$11.26	\$14.08	\$16.89
Tier 4	> 3,000 kWh	\$13.54	\$20.32	\$27.09	\$33.86	\$40.63

Optional Renewable Energy Rate:

Upon application by the Customer, the Customer can elect to receive 100% renewable energy from the Utility's portfolio of renewable resources. The Customer will be assessed \$0.0179 per kWh above the effective energy charges in this schedule which represents the forecasted cost of providing 100% renewable energy in place of the energy from the Utility's current portfolio of renewable and nonrenewable resources. This rate is not applicable to Customers receiving service under Schedule NEM.

Minimum Charge:

The annual minimum charge shall be the annual service charge. The monthly minimum charge shall be the monthly Reliability and Network Access charges.

Special Conditions:

1. **Voltage:**

This rate applies to service rendered at 220 volts or over. All necessary transformers to provide such voltage to be installed, owned and maintained by the Department.

2. **Connected Load:**

Connected load is the sum of the rated capacities of all of the Customer's equipment that it is possible to connect to the Department's lines at the same time, determined to the nearest 1/10 hp. In no case will the charges be based on less than 2hp. The rated capacity of the Customer's equipment will be the rated horsepower output of standard rated motors and the rated kilovolt ampere input capacity of other equipment, with each KVA of input considered equal to 1hp. Normally such rating will be based on the

manufacturer's rating as shown on the nameplate or elsewhere but may, at the option of the Department, be based on tests or other reliable information.

3. **Overloaded Motors:**

Whenever, upon test, any motor under normal operating condition is found to be delivering more than 115 percent of its capacity as indicated by its nameplate rating, the Department may disregard the nameplate rating and base its charges upon the output as calculated from test. Any motor which is billed on a basis in excess of its nameplate rating in accordance with this special condition shall be tested each year thereafter or upon notification by the customer of a permanent change in operating conditions.

4. **Temporary Reduction of Connected Load:**

Where the use of energy is seasonal or intermittent, no adjustment will be made for any temporary reduction of connected load. Any customer resuming service on such connected load within 12 months after it was disconnected will be required to pay all charges which would have been billed if the temporary reduction of connected load had not been made.

5. **Payment of Service Charges:**

The annual service charge will be payable in six equal monthly installments beginning with the month of May each year, except where the usage normally occurs at some other period than the summer months the installments may begin at start of the service year at customer's option.

6. **Power Cost Adjustment Factor:**

The rates above are subject to an adjustment as provided for in Part C of the General Provisions.

7. **State Mandated Public Benefits Charge:**

The rates above are subject to a surcharge (Public Benefits Charge) as adopted via Resolution No. 19203 by the City Council on December 9, 1997 and such surcharge as is in effect from time to time. The Public Benefits Charge will be applied to the Customer's total electricity usage charges for the applicable billing period.

8. **Applicable Rate Schedule:**

a. **Applicable Rate Schedule**

For Customers applying for service at an existing service address, the Utility will assign the electric rate schedule based on the characteristics of the service address. The Utility will presume that any electric rate previously assigned to that service address is the appropriate schedule, unless Customer requests a review for another applicable rate schedule, rate, or optional provision. In certain situations when a Customer does not qualify for an electric rate previously assigned to that service address, the Utility will assign the applicable rate to the Customer. The Utility assumes no responsibility for advising the Customer of lower optional rates under existing schedules available as a result of the Customer's changes to the characteristics of the service address.

b. **Change of Rate Schedule**

A change to the applicable rate schedule may be made if the Utility determines that the Customer no longer qualifies for the assigned rate schedule. Subject to meter availability, the change will become effective for service rendered after the next regular meter reading following verification and approval by the Utility of such eligibility. Any change in rate schedules pursuant to this section shall be made prospectively.

**SCHEDULE PCS
ELECTRIC VEHICLE – DIRECT CURRENT FAST CHARGING PUBLIC CHARGING STATION**

Applicability:

Applicable to Customers with Electric Vehicles (EV) and charging at qualified City-owned direct current fast charging EV public charging stations.

Territory:

City of Riverside

1. Rates:

		Effective July 1,				
		2018	2019	2020	2021	2022
Customer Charge	Per Charge	\$0.12	\$0.12	\$0.12	\$0.12	\$0.12
Energy Charge	Per kWh	\$0.1425	\$0.1468	\$0.1512	\$0.1557	\$0.1604

Special Conditions:

1. Qualified Charging Stations:

Qualified charging stations include City owned direct current fast charging EV public charging stations.

2. Metering and Billing:

Customer usage will be metered and billed per charging event by a City obtained third party vendor. The third party vendor will bill the Customer administrative fees in addition the rates in this schedule.

3. State Mandated Public Benefits Program:

The rates above are subject to a surcharge (Public Benefits Charge) as adopted via Resolution No. 19203 by the City Council on December 9, 1997 and such surcharge as is in effect from time to time. The Public Benefits Charge will be applied to the Customer's total electricity usage charges for the applicable billing period.

4. A direct current fast charging EV public charging station is a method for charging an EV battery using direct current power instead of an alternate current power.

**SCHEDULE PW-1
WIND MACHINES FOR FROST PROTECTION**

Applicability:

This schedule is applicable only for service to wind machines for frost protection.

Territory:

City of Riverside

Rates:

1. **Flat Rates:**

		Per Meter, Per Month Effective July 1,				
		2018	2019	2020	2021	2022
Customer Charge	Flat Charge	\$20.50	\$20.50	\$20.50	\$20.50	\$20.50
Network Access Charge	Flat Charge					
Tier 1	0 – 500 kWh	\$1.12	\$1.67	\$2.23	\$2.79	\$3.35
Tier 2	501 – 1,500 kWh	\$3.17	\$4.75	\$6.33	\$7.91	\$9.50
Tier 3	1,501 – 3,000 kWh	\$5.63	\$8.45	\$11.26	\$14.08	\$16.89
Tier 4	> 3,000 kWh	\$13.54	\$20.32	\$27.09	\$33.86	\$40.63

2. **Energy Charge** (To be added to customer and Network Access charges):

		Per kWh Effective July 1,				
		2018	2019	2020	2021	2022
Tier 1	0-15,000 kWh	\$0.1366	\$0.1390	\$0.1418	\$0.1450	\$0.1486
Tier 2	Over 15,000 kWh	\$0.2087	\$0.2124	\$0.2166	\$0.2215	\$0.2270

3. **Optional Renewable Energy Rate:**

Upon application by the Customer, the Customer can elect to receive 100% renewable energy from the Utility's portfolio of renewable resources. The Customer will be assessed \$0.0179 per kWh above the effective energy charges in this schedule which represents the forecasted cost of providing 100% renewable energy in place of the energy from the Utility's current portfolio of renewable and nonrenewable resources. This rate is not applicable to Customers receiving service under Schedule NEM.

4. **Minimum Charge:**

The minimum charge shall be the customer and Network Access charges applied to the billing referenced in Special Condition 4.

Special Conditions:

- Voltage:** Service will be supplied at one standard power voltage.
- Estimated Minimum Charge:** Estimated minimum charge on new installations will be based on nameplate rating of machine, subject to adjustment following calculated output horsepower determined by the Department's test.
- Minimum Service Term:** Service connection under this rate will be allowed only under a contract guaranteeing payment of minimum charge for three-year period.
- Billing:** One billing (kWh total) for entire seasonal energy charges will be rendered by the Department following the cut off of the machine at end of season or upon Customer request to discontinue service.

5. **Power Cost Adjustment Factor:** The rates above are subject to an adjustment as provided in Part C of the General Provisions.
6. **State Mandated Public Benefits Charge:** The rates above are subject to a surcharge (Public Benefits Charge) as adopted via Resolution No. 19203 by the City Council on December 9, 1997 and such surcharge as is in effect from time to time. The Public Benefits Charge will be applied to the Customer's total electricity usage charges for the applicable billing period.

7. **Applicable Rate Schedule:**

a. **Applicable Rate Schedule**

For Customers applying for service at an existing service address, the Utility will assign the electric rate schedule based on the characteristics of the service address. The Utility will presume that any electric rate previously assigned to that service address is the appropriate schedule, unless Customer requests a review for another applicable rate schedule, rate, or optional provision. In certain situations when a Customer does not qualify for an electric rate previously assigned to that service address, the Utility will assign the applicable rate to the Customer. The Utility assumes no responsibility for advising the Customer of lower optional rates under existing schedules available as a result of the Customer's changes to the characteristics of the service address.

b. **Change of Rate Schedule**

A change to the applicable rate schedule may be made if the Utility determines that the Customer no longer qualifies for the assigned rate schedule. Subject to meter availability, the change will become effective for service rendered after the next regular meter reading following verification and approval by the Utility of such eligibility. Any change in rate schedules pursuant to this section shall be made prospectively.

**SCHEDULE S
STAND-BY SERVICE**

Applicability:

Applicable to stand-by or breakdown service for non-residential customers where all or a part of the Customer's electrical requirements on the Customer's premises are supplied by a generation source other than the Department and in compliance with Electric Rules.

Territory:

City of Riverside

Rates:

- A. Partial electrical requirements on the Customer's premises are supplied by a generation source other than the Department.

Stand-by Charge	Service Voltage	Per kW, Per Meter, Per Month Effective July 1,				
		2018	2019	2020	2021	2022
Demand Charge	Below 50 kV	\$6.97	\$7.06	\$7.16	\$7.27	\$7.38
Demand Charge	Above 50 kV	\$4.68	\$4.74	\$4.80	\$4.88	\$4.95

Applicable Electric Rate Schedule Charges (to be added to Stand-By Charge):

The charges as determined under the Department Electric Rate schedule applicable to the Customer for the service rendered.

Minimum Charge:

The monthly minimum charge shall be the Stand-By Charge plus the applicable Electric Rate Schedule minimum charge (including customer, Reliability, and Network Access charges) included in the applicable Electric Rate Schedule.

- B. All of the Customer's electrical requirements on the Customer's premises are supplied by a generation source other than the Department.

Stand-by Charge	Service Voltage	Per kW, Per Meter, Per Month Effective July 1,				
		2018	2019	2020	2021	2022
Demand Charge	Below 50 kV	\$6.97	\$7.06	\$7.16	\$7.27	\$7.38
Demand Charge	Above 50 kV	\$4.68	\$4.74	\$4.80	\$4.88	\$4.95

Customer and Reliability Charges (including Minimum Charge):

Applicable charge under each applicable rate schedule.

Deficiency Power Condition (to be added to Stand-By Charge):

Energy Charge is based on the energy rate in the Customer's otherwise applicable tariff.

Minimum Charge:

The monthly minimum charge shall be the stand-by-charge plus the customer, Reliability, and Network Access charges.

Special Conditions:

- Contract Demand:** In case the Customer desires the Department to stand ready to supply the entire connected load of the Customer's premises, or a part thereof, then such maximum load will be estimated by the Department based on tests and other information available. In case the Customer desires the Department to stand ready to supply a number of kilowatts less than the maximum demand of the entire Customer's premises, or a part thereof, then the Customer and the Department shall agree upon the

number of Kilowatts the Department will stand ready to supply. The Customer shall, at its own expense, furnish and install suitable switching equipment to be approved by and under the sole control of the Utility. The adjustment and operation of said switching equipment shall be in no way interfered with by the Customer. This switching equipment shall be set to break the connection with the Department's service when the Customer's maximum demand exceeds the number of kilowatts which the Department stands ready to supply, in which case the Department will renew the connection upon due notice.

2. **Contract:** To qualify under this schedule, the Customer will be required to sign an Interconnection agreement with the Department for at least a one-year term.
3. **Parallel or Isolated Operation:** Under this schedule, a generating facility may be connected for (1) parallel operation with the service of the Department; or (2) isolated operation with stand-by or breakdown service provided by the Department by means of a double throw switch.
4. **Maximum Load:** The Department reserves the right to establish the maximum load served under this schedule.
5. **Resale:** Stand-by service will not be supplied to any customer for resale or supply to any other person or entity.
6. **Power Cost Adjustment Factor:** The Power Cost Adjustment Factor (PCAF) shall **not** apply to the Stand-By Charges under this Schedule or to any other charges under **Section B** of this Schedule S. To the extent applicable under the Applicable Rate Schedule, the PCAF shall apply to the Applicable Rate Schedule Charges under Section A of this Schedule S.
7. **Excess Power:** This schedule is applicable to customers who have chosen, in cogeneration or distributed generation agreement, to sell excess power to the Department. The terms and conditions of excess power sales shall be set forth in the Customer's cogeneration or distributed generation agreement with the Department.
8. **State Mandated Public Benefits Charge:** The rates above are subject to a surcharge (Public Benefits Charge) as adopted via Resolution No. 19203 by the City Council on December 9, 1997 and such surcharge as is in effect from time to time. The Public Benefits Charge will be applied to the Customer's total electricity usage charges for the applicable billing period.
9. **Competition Transition Charge:** Any competition Transition Charge (CTC) established and adopted by Riverside shall not apply under this Stand-By Service Schedule but will apply to the Applicable Electric Rate Schedule Charges included in Rates listed above.
10. **Incremental Cost:** Incremental Cost is the additional cost incurred by increasing electric consumption by one unit, or the cost to produce the next unit to service the added load. Incremental costs change over time and are normally measured hourly.
11. **Applicable Rate Schedule:**

- a. **Applicable Rate Schedule**

For Customers applying for service at an existing service address, the Utility will assign the electric rate schedule based on the characteristics of the service address. The Utility will presume that any electric rate previously assigned to that service address is the appropriate schedule, unless Customer requests a review for another applicable rate schedule, rate, or optional provision. In certain situations when a Customer does not qualify for an electric rate previously assigned to that service address, the Utility will assign the applicable rate to the Customer. The Utility assumes no responsibility for advising the Customer of lower optional rates under existing schedules available as a result of the Customer's changes to the characteristics of the service address.

b. Change of Rate Schedule

A change to the applicable rate schedule may be made if the Utility determines that the Customer no longer qualifies for the assigned rate schedule. Subject to meter availability, the change will become effective for service rendered after the next regular meter reading following verification and approval by the Utility of such eligibility. Any change in rate schedules pursuant to this section shall be made prospectively.

**SCHEDULE TC
TRAFFIC CONTROL SERVICE**

Applicability:

For service to all traffic signals.

Territory:

City of Riverside

Rates:

Energy Charge:

	Per kWh Effective July 1,				
	2018	2019	2020	2021	2022
All usage per kWh	\$0.0976	\$0.1005	\$0.1035	\$0.1066	\$0.1098

Special Conditions:

1. **Hours of Service:**

Kilowatt-hour consumption will be based on total hours used by each traffic signal in each fiscal year multiplied by the average kilowatt demand of these traffic signals.

2. **Installation and Maintenance of Facilities:**

The Department will install and maintain the electric service connection.

The Traffic Division will install and maintain the traffic signals.

3. **Power Cost Adjustment Factor:**

The rates above are subject to an adjustment as provided in Part C of the General Provisions.

4. **State Mandated Public Benefits Charge:**

The rates above are subject to a surcharge (Public Benefits Charge) as adopted via Resolution No. 19203 by the City Council on December 9, 1997 and such surcharge as is in effect from time to time. The Public Benefits Charge will be applied to the Customer's total electricity usage charges for the applicable billing period.

5. **Applicable Rate Schedule:**

a. **Applicable Rate Schedule**

For Customers applying for service at an existing service address, the Utility will assign the electric rate schedule based on the characteristics of the service address. The Utility will presume that any electric rate previously assigned to that service address is the appropriate schedule, unless Customer requests a review for another applicable rate schedule, rate, or optional provision. In certain situations when a Customer does not qualify for an electric rate previously assigned to that service address, the Utility will assign the applicable rate to the Customer. The Utility assumes no responsibility for advising the Customer of lower optional rates under existing schedules available as a result of the Customer's changes to the characteristics of the service address.

Adopted by Board of Public Utilities:
Approved by City Council:
Effective Date:

Board Resolution No.
Council Resolution No.

b. Change of Rate Schedule

A change to the applicable rate schedule may be made if the Utility determines that the Customer no longer qualifies for the assigned rate schedule. Subject to meter availability, the change will become effective for service rendered after the next regular meter reading following verification and approval by the Utility of such eligibility. Any change in rate schedules pursuant to this section shall be made prospectively.

**SCHEDULE TOU
LARGE GENERAL AND INDUSTRIAL SERVICE**

Applicability:

Applicable to service for all types of uses, including lighting, power and heating, alone or combined. Beginning on January 1, 2007, this schedule is applicable for new customers whose service is designed for a 150 kW load or greater per Electric Rule 11 as determined by the Department, or for existing customers with a monthly demand level equal to or exceeding 150 kW for any two of the preceding 12 months. Customers that do not meet or exceed the monthly demand under this schedule shall be transferred to the applicable rate schedule.

Character of Service:

Alternating current; regulated frequency of 60 cycles; single phase or three phase service as may be specified by the Department.

Territory:

City of Riverside

Rates:

		Per Meter, Per Month Effective July 1,				
		2018	2019	2020	2021	2022
Customer Charge	Flat Charge	\$691.87	\$679.08	\$672.68	\$666.28	\$659.88
Reliability Charge	Flat Charge based on Maximum Demand					
Tier 1	< or = 100 kW	\$912.50	\$725.00	\$537.50	\$350.00	\$350.00
Tier 2	> 100 - 150 kW	\$1,012.50	\$925.00	\$837.50	\$750.00	\$750.00
Tier 3	> 150 - 250 kW	\$1,050.00	\$1,000.00	\$1,050.00	\$900.00	\$900.00
Tier 4	> 250 - 500 kW	\$1,100.00	\$1,100.00	\$1,100.00	\$1,100.00	\$1,100.00
Tier 5	> 500 - 750 kW	\$1,287.50	\$1,475.00	\$1,662.50	\$1,850.00	\$1,850.00
Tier 6	> 750 kW	\$1,487.50	\$1,875.00	\$2,262.50	\$2,650.00	\$2,650.00
		Per kW Effective July 1,				
		2018	2019	2020	2021	2022
Demand Charge						
On-Peak	Billing demand, per kW	\$6.97	\$7.06	\$7.16	\$7.27	\$7.38
Mid-Peak	Billing demand, per kW	\$2.93	\$3.13	\$3.34	\$3.64	\$3.69
Off-Peak	Billing demand, per kW	\$1.42	\$1.53	\$1.65	\$1.82	\$1.85
Network Access Charge	Max Billing demand, per kW	\$0.69	\$1.24	\$1.79	\$2.34	\$2.89
High Voltage Network Access Charge	Max Billing demand, per kW	\$0.00	\$0.06	\$0.61	\$1.16	\$1.71
		Per kWh Effective July 1,				
		2018	2019	2020	2021	2022
Energy Charge						
On-Peak	All on-peak kWh	\$0.1049	\$0.1079	\$0.1104	\$0.1124	\$0.1154
Mid-Peak	All mid-peak kWh	\$0.0845	\$0.0874	\$0.0898	\$0.0922	\$0.0946
Off-Peak	All off-peak kWh	\$0.0734	\$0.0755	\$0.0773	\$0.0787	\$0.0808

The energy charge shall be added to the customer, Reliability, demand and Network Access charges.

Optional Renewable Energy Rate:

Upon application by the Customer, the Customer can elect to receive 100% renewable energy from the Utility's portfolio of renewable resources. The Customer will be assessed \$0.0179 per kWh above the effective energy charges in this

Adopted by Board of Public Utilities:
Approved by City Council:
Effective Date:

Board Resolution No.
Council Resolution No.

schedule which represents the forecasted cost of providing 100% renewable energy in place of the energy from the Utility's current portfolio of renewable and nonrenewable resources. This rate is not applicable to Customers receiving service under Schedule NEM.

Special Conditions:

1. Voltage: Service will be supplied at one standard voltage.

Three phase and single phase normally will be served through one meter installation. The Customer shall provide, subject to the Department's approval, means for combining two or more existing meter installations if the Customer desires to convert existing separately metered power and light service to a combined service that will be billed under this schedule.

2. **Daily Time Periods are Defined as Follows:**

On-Peak: 12:00 p.m. to 6:00 p.m. summer weekdays except holidays
5:00 p.m. to 9:00 p.m. winter weekdays except holidays

Mid-Peak: 8:00 a.m. to 12:00 p.m. and 6:00 p.m. to 11:00 p.m. summer weekdays except holidays
8:00 a.m. to 5:00 p.m. winter weekdays except holidays

Off-Peak All other hours
Off-peak holidays are: New Year's Day, Washington's Birthday, Memorial Day, Independence Day, Labor Day, Veteran's Day, Thanksgiving Day, and Christmas.

Summer shall commence at 12:00 a.m. on June 1 and continue through September 30 of each year. Winter shall commence at 12:00 a.m. on October 1 of each year and continue through May 31 of the following year.

3. **Billing Demand:**

Separate billing demands for the on-peak, mid-peak and off-peak time periods shall be established for each monthly billing period. The billing demand for each time period shall be the maximum demand for that time period occurring during the respective monthly billing period.

4. **Maximum Demand Measurement:**

Maximum demands shall be established for the on-peak, mid-peak and off-peak period. The maximum demand for each period shall be the measured maximum average kilowatt input indicated or recorded by instruments to be supplied by the Department, during any 15-minute metered interval in the month. Where the demand is intermittent or subject to violent fluctuations, a 5-minute interval may be used.

5. **Network Access Charge and High Voltage Network Access Charge Maximum Demand:**

The maximum (Max) demand for the Network Access Charge and High Voltage Network Access Charge shall be the one single highest monthly Billing Demand which is the highest of the on-peak, mid-peak and off-peak Billing Demands for each monthly billing period.

6. **Power Cost Adjustment Factor:**

This rate schedule is **not** subject to the Power Cost Adjustment Factor.

7. **High Voltage Network Access Charge:**

Those Customers receiving service at 12,000 volts or higher are charged the High Voltage Network Access Charge instead of the Network Access Charge. Existing Customers receiving service at 4,160 volts prior to July 1, 2018 are charged the High Voltage Network Access Charge instead of the Network Access Charge.

8. **State Mandated Public Benefits Charge:**

The rates above are subject to a surcharge (Public Benefits Charge) as adopted via Resolution No. 19203 by the City Council on December 9, 1997 and such surcharge as is in effect from time to time. The Public Benefits Charge will be applied to the Customer's total electricity usage charges for the applicable billing period.

9. **Waiver or Adjustment of Reliability Charge**

Upon written application by a customer, the General Manager may grant temporary waivers of or adjustments to the Reliability Charge for qualified vacant (unoccupied) commercial buildings, to allow for the owner of the vacant unit to maintain minimal electric service for the purposes of obtaining a tenant.

10. **Change of Rate Schedule**

a. **Applicable Rate Schedule**

For Customers applying for service at an existing service address, the Utility will assign the electric rate schedule based on the characteristics of the service address. The Utility will presume that any electric rate previously assigned to that service address is the appropriate schedule, unless Customer requests a review for another applicable rate schedule, rate, or optional provision. In certain situations when a Customer does not qualify for an electric rate previously assigned to that service address, the Utility will assign the applicable rate to the Customer. The Utility assumes no responsibility for advising the Customer of lower optional rates under existing schedules available as a result of the Customer's changes to the characteristics of the service address.

b. **Change of Rate Schedule**

A change to the applicable rate schedule may be made if the Utility determines that the Customer no longer qualifies for the assigned rate schedule. Subject to meter availability, the change will become effective for service rendered after the next regular meter reading following verification and approval by the Utility of such eligibility. Any change in rate schedules pursuant to this section shall be made prospectively.

**ELECTRIC RULE 1
ADOPTION OF ELECTRIC RULES AND DEFINITIONS**

These Electric Rules established by the Board and approved by the City Council are effective throughout the service area of the Electric Utility. They are subject to the following provisions and definitions:

A. All rules are subject to change. Copies of the rules currently in effect will be kept in the offices of the Public Utilities Department. Customers or others contemplating any expenditures or activities governed by these rules should assure themselves that they have the current version by contacting the Customer Services office of the Public Utilities Department.

B. For the purpose of these rules, the following terms shall have the following meanings:

Applicant: A person, persons, firm, association, governmental agency, corporation or other concern that submits a request for electric service from the Utility and who will be responsible for all related charges.

Billing Demand: The load or demand, measured in kilowatts, used for computing charges under rate schedules based on the size of the Customer's load or demand. It may be connected load, the measured maximum demand, or a modification of either as provided for by the applicable rate schedule.

Board: Board of Public Utilities of the City of Riverside

Business: Any lawful commercial endeavor to engage in the manufacturing, purchase, sale, lease or exchange of goods and/or the provision of services.

City: City of Riverside.

City Council: The City Council of the City of Riverside, designated by the City Charter as the governing body of the City.

General Service: Electric service for Premises devoted primarily to Business activities.

Connected Load: The sum of the rated capacities of all of the Customer's equipment that can be connected to the Utility's lines at any one time as more completely described in the rate schedules.

Customer: The person, persons, firm, association, governmental agency, corporation or other concerns who use, are entitled to use, or benefit from the use of electricity from the Utility.

Date of Presentation: The date upon which a bill or notice is mailed or delivered by the Utility to the Customer.

Department: Public Utilities Department of the City of Riverside.

Director: Director or General Manager of the Public Utilities Department of the City of Riverside.

Distribution Lines: Overhead pole lines and underground facilities consisting of conduit and cable which are operated at distribution voltages.

Electric Vehicle: An electric vehicle is any vehicle propelled in whole or in part by electrical energy stored on-board for the purpose of propulsion, and where charging of the on-board electrical storage is provided, in whole or in part, through a connection to the utility distribution system. Types of electric vehicles include, but are not limited to, plug-in hybrid electric vehicles (PHEV), battery electric vehicles (BEV), electric golf carts, or neighborhood electric vehicles (NEV).

Energy Diversion: Electricity being received by a Customer without registering through the meter due to either tampering with the meter or bypassing the meter.

HP: Horsepower.

kW: Kilowatt.

kWh: Kilowatt-hour.

Line Extension: All facilities, excluding transformer, service connection and meter, required to extend electric service from the Utility's existing permanent facilities to the point of delivery to the Customer.

Multi-Family Dwelling Unit: A building, or portion thereof, designed for occupancy by two or more families living independently of each other and containing two or more dwelling units.

Nominal Voltage: The nominal voltage of a circuit is the approximate voltage between conductors in a circuit or system of a given class, assigned for the purpose of convenient designation. For any specific nominal voltage, the operating voltage actually existing at different points and times on the system will vary.

On-Site Facilities: On-site facilities include the facilities located on the premises as well as those in adjacent rights-of-way, easements and a proportionate share of any facilities on adjacent property used to provide service to the premises.

Otherwise Applicable Tariff (OAT): The Utility rate schedule that would otherwise apply to the Customer from time to time for electrical services to the premises.

Person: Any individual, partnership, corporation, public agency or legal entity.

Premises: All real property, buildings, and appurtenances upon an integral parcel of land undivided by a street, highway or other public thoroughfare.

Reliability Charge: A monthly flat charge which is used to recover the actual costs to improve the reliability of Riverside's internal transmission system and provide internal generation of power and energy to service Riverside's Customers. Such charge is calculated either by the Customer's maximum rated electric service entrance panel capacity or through a combination of such panel capacity and actual usage, in accord with the Customer's applicable tariff.

Network Access Charge: A monthly charge which is used to recover the demand-related costs to maintain Riverside's distribution system to provide power and energy to service Riverside's Customers. Such charge is calculated either by the Customer's monthly Billing Demand or actual energy usage, in accord with the Customer's applicable tariff.

Residential Service: Electric service for Single-Family Dwelling Units and Multi-Family Dwelling Units for domestic purposes.

RkVAh: Reactive kilovolt-ampere-hour.

Service Wires or Connection: The group of conductors, whether overhead or underground, connecting the service entrance conductors of the Customer to the Utility's supply line, regardless of the location of the Utility's meters or transformers.

Single-Family Dwelling Unit: A dwelling designed for occupancy by one family and located on one lot delineated by front, side and rear lot lines.

Utility: Public Utilities Department of the City of Riverside.

**SCHEDULE WA-1A
SINGLE-FAMILY RESIDENTIAL METERED SERVICE**

APPLICABILITY:

Applicable to Single-Family Dwelling Units.

TERRITORY:

City of Riverside and contiguous area.

RATES:

A. Basic Area (Inside City)

Quantity Rates (to be added to customer charge)

Winter Quantity Rates		Per 100 Cubic Feet Effective July 1,				
	100 cubic feet per month	2018	2019	2020	2021	2022
Tier 1	First 9	\$1.16	\$1.19	\$1.22	\$1.26	\$1.30
Tier 2	10-35	1.45	1.50	1.54	1.58	1.64
Tier 3	All over 35	2.67	2.76	2.84	2.91	3.01

Summer Quantity Rates		Per 100 Cubic Feet Effective July 1,				
	100 cubic feet per month	2018	2019	2020	2021	2022
Tier 1	First 9	\$1.16	\$1.19	\$1.22	\$1.26	\$1.30
Tier 2	10-35	1.45	1.50	1.54	1.58	1.64
Tier 3	All over 35	3.26	3.37	3.46	3.55	3.66

Customer Charge

	Per Meter, Per Month Effective July 1,				
Customer Charge	2018	2019	2020	2021	2022
5/8 and 3/4-inch	\$15.80	\$18.07	\$20.53	\$23.08	\$26.00
1-inch	25.08	28.69	32.58	36.63	41.26
1-1/2-inch	48.08	55.00	62.45	70.22	79.08
2-inch	75.80	86.70	98.45	110.68	124.64

(The summer water rate will be in effect for service rendered during June, July, August, September and October. All other months will be considered winter months.)

B. Surcharge Area Outside City

Charges shall be the amount computed at the quantity rates and the customer charge set forth in the Basic Area of this schedule multiplied by 1.47.

SPECIAL CONDITIONS

- Multi-Family Accommodations of 2 to 4 dwelling units

Individually metered units will be subject to this WA-1A rate schedule. Mastered metered units will be subject to the WA-1B rate schedule. All master meters must conform with the requirements of Water Rule 12, including the execution of an appropriate submetering agreement.

2. Water Conservation Surcharge

The rates and charges above are subject to a surcharge (Water Conservation Surcharge) as adopted via City Council Resolution No. 22675 on April 22, 2014 and such surcharge as is in effect from time to time. The Water Conservation Surcharge will be applied to the Customer's total water usage charge including without limitation the quantity rates, customer and minimum charge for the applicable billing period.

3. Applicable Rate Schedule

a. Applicable Rate Schedule

For Customers applying for service at an existing service address, the Utility will assign a water rate schedule based on the characteristics of the service address. The Utility will presume that any water rate previously assigned to that service address is the appropriate schedule, unless the Customer requests a review for another applicable rate schedule, rate, or optional provision. In certain situations when a Customer does not qualify for a water rate previously assigned to that service address, the Utility will assign the applicable rate to the Customer. The Utility assumes no responsibility for advising the Customer of lower optional rates under existing schedules available as a result of the Customer's changes to the characteristics of the service address.

b. Change of Rate Schedule

A change to the applicable rate schedule may be made if the Utility determines that the Customer no longer qualifies for the assigned rate schedule. The change will become effective for service rendered after the next regular meter reading following verification and approval by the Utility of such eligibility. Any change in rate schedules pursuant to this section shall be made prospectively only.

4. Water General Fund Transfer

The Water General Fund Transfer is a component of every customer's water bill, and is a transfer of up to 11.5% of revenues from the Water Fund to the City's General Fund. On June 4, 2013, the voters of the City of Riverside approved the Water General Fund Transfer as a general tax, pursuant to Article 13.C of the California Constitution.

ENERGY COST ADJUSTMENT FOR PUMPING WATER:

The Quantity Rates shall be subject to an energy cost adjustment relating to increases and decreases in the cost of electric power for pumping water. This energy cost adjustment shall apply to each one hundred cubic feet (CCF) of sales to which Quantity Rates apply.

Determination of the adjustment factor shall be made at the beginning of each quarter, with the initial adjustment beginning February 1, 1983.

The energy cost adjustment shall be calculated by dividing the CCF of metered water sold in each quarter into the total dollar amount of fuel cost adjustments plus any base rate increases imposed by power suppliers for pumping water during that quarter.

- A. Fuel cost adjustment charges by Southern California Edison Company.
- B. Fuel cost surcharge charges by City of Riverside.
- C. Base rate increase charges by Southern California Edison Company.*
- D. Base rate increase charges by City of Riverside.*

$$\frac{\$(A+B+C+D)}{\text{CCF (Metered Sales)}} = \$.0000 \text{ per CCF}$$

Schedule WA-1 Single-Family Residential Metered Service

-3-

The resultant shall be the energy cost adjustment factor for pumping water and shall be expressed in terms of cents per CCF carried out to the nearest \$0.0001. This factor shall be divided by 0.885 to allow for the 11.5% of gross revenue payable to the City General Fund. The resultant shall then become the energy cost adjustment to be multiplied by all CCF increments reported in billings to Customers. The resultant amount in each case, expressed to the nearest \$0.01, shall constitute the adjustment to be added to the Customer's bill.

*(Over base rates in effect February 1, 1983)

Adopted by Board of Public Utilities:
Approved by City Council:
Effective Date:

Board Resolution No.
Council Resolution No.

**SCHEDULE WA-1B
MULTI-FAMILY RESIDENTIAL METERED SERVICE**

APPLICABILITY:

Applicable to Multi-Family Dwelling Units with 2 to 4 units.

TERRITORY:

City of Riverside and contiguous area.

RATES:

A. Basic Area (Inside City)

Quantity Rates (to be added to customer charge)

Winter Quantity Rates		Per 100 Cubic Feet Effective July 1,				
	100 cubic feet per unit per month	2018	2019	2020	2021	2022
Tier 1	First 7	\$1.16	\$1.19	\$1.22	\$1.25	\$1.30
Tier 2	All over 7	1.66	1.71	1.76	1.81	1.87

Summer Quantity Rates		Per 100 Cubic Feet Effective July 1,				
	100 cubic feet per unit per month	2018	2019	2020	2021	2022
Tier 1	First 7	\$1.16	\$1.19	\$1.22	\$1.25	\$1.30
Tier 2	All over 7	1.88	1.95	2.00	2.05	2.12

Customer Charge

	Per Meter, Per Month Effective July 1,				
Customer Charge	2018	2019	2020	2021	2022
5/8 and 3/4-inch	\$15.80	\$18.07	\$20.53	\$23.08	\$26.00
1-inch	25.08	28.69	32.58	36.63	41.26
1-1/2-inch	48.08	55.00	62.45	70.22	79.08
2-inch	75.80	86.70	98.45	110.68	124.64

(The summer water rate will be in effect for service rendered during June, July, August, September and October. All other months will be considered winter months.)

B. Surcharge Area Outside City

Charges shall be the amount computed at the quantity rates and the customer charge set forth in the Basic Area of this schedule multiplied by 1.47.

SPECIAL CONDITIONS

- Multi-Family Accommodations of 2 to 4 dwelling units

Individually metered units will be subject to the WA-1A rate schedule. Mastered metered units will be subject to this WA-1B rate schedule. All master meters must conform with the requirements of Water Rule 12, including the execution of an appropriate submetering agreement.

2. Water Conservation Surcharge

The rates and charges above are subject to a surcharge (Water Conservation Surcharge) as adopted via City Council Resolution No. 22675 on April 22, 2014 and such surcharge as is in effect from time to time. The Water Conservation Surcharge will be applied to the Customer's total water usage charge including without limitation the quantity rates, customer and minimum charge for the applicable billing period.

3. Applicable Rate Schedule

a. Applicable Rate Schedule

For Customers applying for service at an existing service address, the Utility will assign a water rate schedule based on the characteristics of the service address. The Utility will presume that any water rate previously assigned to that service address is the appropriate schedule, unless the Customer requests a review for another applicable rate schedule, rate, or optional provision. In certain situations when a Customer does not qualify for a water rate previously assigned to that service address, the Utility will assign the applicable rate to the Customer. The Utility assumes no responsibility for advising the Customer of lower optional rates under existing schedules available as a result of the Customer's changes to the characteristics of the service address.

b. Change of Rate Schedule

A change to the applicable rate schedule may be made if the Utility determines that the Customer no longer qualifies for the assigned rate schedule. The change will become effective for service rendered after the next regular meter reading following verification and approval by the Utility of such eligibility. Any change in rate schedules pursuant to this section shall be made prospectively only.

4. Water General Fund Transfer

The Water General Fund Transfer is a component of every customer's water bill, and is a transfer of up to 11.5% of revenues from the Water Fund to the City's General Fund. On June 4, 2013, the voters of the City of Riverside approved the Water General Fund Transfer as a general tax, pursuant to Article 13.C of the California Constitution.

ENERGY COST ADJUSTMENT FOR PUMPING WATER:

The Quantity Rates shall be subject to an energy cost adjustment relating to increases and decreases in the cost of electric power for pumping water. This energy cost adjustment shall apply to each one hundred cubic feet (CCF) of sales to which Quantity Rates apply.

Determination of the adjustment factor shall be made at the beginning of each quarter, with the initial adjustment beginning February 1, 1983.

The energy cost adjustment shall be calculated by dividing the CCF of metered water sold in each quarter into the total dollar amount of fuel cost adjustments plus any base rate increases imposed by power suppliers for pumping water during that quarter.

- A. Fuel cost adjustment charges by Southern California Edison Company.
- B. Fuel cost surcharge charges by City of Riverside.
- C. Base rate increase charges by Southern California Edison Company.*
- D. Base rate increase charges by City of Riverside.*

$$\frac{\$(A+B+C+D)}{\text{CCF (Metered Sales)}} = \$.0000 \text{ per CCF}$$

Schedule WA-1B Multi-Family Residential Metered Service

-3-

The resultant shall be the energy cost adjustment factor for pumping water and shall be expressed in terms of cents per CCF carried out to the nearest \$0.0001. This factor shall be divided by 0.885 to allow for the 11.5% of gross revenue payable to the City General Fund. The resultant shall then become the energy cost adjustment to be multiplied by all CCF increments reported in billings to Customers. The resultant amount in each case, expressed to the nearest \$0.01, shall constitute the adjustment to be added to the Customer's bill.

*(Over base rates in effect February 1, 1983)

**SCHEDULE WA-2
FLAT RATE - TEMPORARY SERVICE**

APPLICABILITY:

Applicable to special conditions of temporary service including construction water for subdivisions or tracts with ten (10) or more lots, fire hydrant meter use and bulk permit delivery.

TERRITORY:

City of Riverside and contiguous area.

RATES:

- A. **Temporary Service** (120 days maximum) for subdivisions or tracts with ten (10) or more lots. (Per Rule No.11) Payable with map or water plan.

<u>Service Size</u>	<u>Per Jumper</u>
3/4-inch and 1-inch	\$101.48

- B. **Temporary Service with a Fire Hydrant Meter.**

1. Rental of meter shall be per each calendar day or portion of day out of shop. If the rental period is between 26 day and 34 days inclusive, the rental of meter shall be according to the table below.

	Per Meter, Per Calendar Day Effective July 1,				
Rental Fee	2018	2019	2020	2021	2022
Daily Rental Fee	\$10.88	\$11.56	\$12.28	\$13.04	\$13.90
Fee (26 days – 34 days)	\$326.35	\$346.56	\$368.33	\$391.00	\$416.87

2. All water consumed shall be charged at quantity rates per 100 cubic feet listed below.

Quantity Rates		Per 100 Cubic Feet Effective July 1,				
		2018	2019	2020	2021	2022
	All Usage per CCF	\$2.39	\$2.39	\$2.39	\$2.39	\$2.39

3. A fifty-five dollar and ninety-one cent (\$55.91) charge shall be made to cover the cost of estimating billing each month for each meter, unless the Director waives such fee at Director's sole discretion.
4. Customers may, at the sole discretion of the Director, purchase and register an acceptable fire hydrant meter with the Utilities Water Meter Shop. The daily rental fee as specified in Section B.1 of this rate tariff shall be waived for these meters.

SPECIAL CONDITIONS

1. Water Conservation Surcharge

The rates and charges above are subject to a surcharge (Water Conservation Surcharge) as adopted via City Council Resolution No. 22675 on April 22, 2014 and such surcharge as in effect from time to time. The Water Conservation Surcharge will be applied to the Customer's total water usage charge including without limitation the quantity rates, customer and minimum charge for the applicable billing period.

2. Applicable Rate Schedule

a. Applicable Rate Schedule

For Customers applying for service at an existing service address, the Utility will assign a water rate schedule based on the characteristics of the service address. The Utility will presume that any water rate previously assigned to that service address is the appropriate schedule, unless the Customer requests a review for another applicable rate schedule, rate, or optional provision. In certain situations when a Customer does not qualify for a water rate previously assigned to that service address, the Utility will assign the applicable rate to the Customer. The Utility assumes no responsibility for advising the Customer of lower optional rates under existing schedules available as a result of the Customer's changes to the characteristics of the service address.

b. Change of Rate Schedule

A change to the applicable rate schedule may be made if the Utility determines that the Customer no longer qualifies for the assigned rate schedule. The change will become effective for service rendered after the next regular meter reading following verification and approval by the Utility of such eligibility. Any change in rate schedules pursuant to this section shall be made prospectively only.

3. Water General Fund Transfer

The Water General Fund Transfer is a component of every customer's water bill, and is a transfer of up to 11.5% of revenues from the Water Fund to the City's General Fund. On June 4, 2013, the voters of the City of Riverside approved the Water General Fund Transfer as a general tax, pursuant to Article 13.C of the California Constitution.

ENERGY COST ADJUSTMENT FOR PUMPING WATER:

The Quantity Rates shall be subject to an energy cost adjustment relating to increases and decreases in the cost of electric power for pumping water. This energy cost adjustment shall apply to each one hundred cubic feet (CCF) of sales to which Quantity Rates apply.

Determination of the adjustment factor shall be made at the beginning of each quarter, with the initial adjustment beginning February 1, 1983.

The energy cost adjustment shall be calculated by dividing the CCF of metered water sold in each quarter into the total dollar amount of fuel cost adjustments plus any base rate increases imposed by power suppliers for pumping water during that quarter:

- A. Fuel cost adjustment charges by Southern California Edison Company.
- B. Fuel cost surcharge charges by City of Riverside.
- C. Base rate increase charges by Southern California Edison Company.*
- D. Base rate increase charges by City of Riverside.*

$$\frac{\$(A+B+C+D)}{\text{CCF (Metered Sales)}} = \$.0000 \text{ per CCF}$$

The resultant shall be the energy cost adjustment factor for pumping water and shall be expressed in terms of cents per CCF carried out to the nearest \$0.0001. This factor shall be divided by 0.885 to allow for the 11.5% of gross revenue payable to the City General Fund. The resultant shall then become the energy cost adjustment to be multiplied by all CCF increments reported in billings to Customers. The resultant amount in each case, expressed to the nearest \$0.01, shall constitute the adjustment to be added to the Customer's bill.

*(Over base rates in effect February 1, 1983)

**SCHEDULE WA-4
RIVERSIDE WATER COMPANY IRRIGATORS**

APPLICABILITY:

Applicable to shareholders and contract holders of record on July 1, 1981 of the former Riverside Water Company.

TERRITORY:

City of Riverside and contiguous area.

RATES:

A. Basic Area (Inside City)

Quantity Rates (to be added to customer charge)

Winter Quantity Rates		Per 100 Cubic Feet Effective July 1,				
	100 cubic feet per month	2018	2019	2020	2021	2022
Tier 1	First 15	\$1.21	\$1.22	\$1.26	\$1.29	\$1.32
Tier 2	16-70	1.45	1.48	1.52	1.55	1.58
Tier 3	All over 70	2.26	2.29	2.36	2.40	2.46

Summer Quantity Rates		Per 100 Cubic Feet Effective July 1,				
	100 cubic feet per month	2018	2019	2020	2021	2022
Tier 1	First 15	\$1.21	\$1.22	\$1.26	\$1.29	\$1.32
Tier 2	16-70	1.45	1.48	1.52	1.55	1.58
Tier 3	All over 70	2.91	2.94	3.04	3.10	3.17

Customer Charge

	Per Meter, Per Month Effective July 1,				
Customer Charge	2018	2019	2020	2021	2022
5/8 and 3/4-inch	\$15.80	\$18.07	\$20.53	\$23.08	\$26.00
1-inch	25.08	28.69	32.58	36.63	41.26
1-1/2-inch	48.08	55.00	62.45	70.22	79.08
2-inch	75.80	86.70	98.45	110.68	124.64

(The summer water rate will be in effect for service rendered during June, July, August, September and October. All other months will be considered winter months.)

B. Surcharge Area Outside City

Charges shall be the amount computed at the quantity rates and the minimum charge set forth in the Basic Area of this schedule multiplied by 1.47.

SPECIAL CONDITIONS:

1. This plan is available to all shareholders, and to contract holders of record as long as they own the land.
2. The Customer may use the existing residential Service Connection and meter. The Customer is responsible for the cost to connect their private irrigation system. Pressure irrigation may be used. A single meter will be used for residential and irrigation use. If an additional Service Connection and meter is requested, Customer will pay all installation costs.
3. Shareholders who do not have a residential Service Connection and meter will have one installed at City expense.

4. Water Conservation Surcharge

The rates and charges above are subject to a surcharge (Water Conservation Surcharge) as adopted via City Council Resolution No. 22675 on April 22, 2014 and such surcharge as in effect from time to time. The Water Conservation Surcharge will be applied to the Customer's total water usage charge including without limitation the quantity rates, customer and minimum charge for the applicable billing period.

5. Applicable Rate Schedule

a. Applicable Rate Schedule

For Customers applying for service at an existing service address, the Utility will assign a water rate schedule based on the characteristics of the service address. The Utility will presume that any water rate previously assigned to that service address is the appropriate schedule, unless the Customer requests a review for another applicable rate schedule, rate, or optional provision. In certain situations when a Customer does not qualify for a water rate previously assigned to that service address, the Utility will assign the applicable rate to the Customer. The Utility assumes no responsibility for advising the Customer of lower optional rates under existing schedules available as a result of the Customer's changes to the characteristics of the service address.

b. Change of Rate Schedule

A change to the applicable rate schedule may be made if the Utility determines that the Customer no longer qualifies for the assigned rate schedule. The change will become effective for service rendered after the next regular meter reading following verification and approval by the Utility of such eligibility. Any change in rate schedules pursuant to this section shall be made prospectively only.

6. Water General Fund Transfer

The Water General Fund Transfer is a component of every customer's water bill, and is a transfer of up to 11.5% of revenues from the Water Fund to the City's General Fund. On June 4, 2013, the voters of the City of Riverside approved the Water General Fund Transfer as a general tax, pursuant to Article 13.C of the California Constitution.

ENERGY COST ADJUSTMENT FOR PUMPING WATER:

The Quantity Rates shall be subject to an energy cost adjustment relating to increases and decreases in the cost of electric power for pumping water. This energy cost adjustment shall apply to each one hundred cubic feet (CCF) of sales to which Quantity Rates apply.

Determination of the adjustment factor shall be made at the beginning of each quarter, with the initial adjustment beginning February 1, 1983.

The energy cost adjustment shall be calculated by dividing the CCF of metered water sold in each quarter into the total dollar amount of fuel cost adjustments plus any base rate increases imposed by power suppliers for pumping water during that quarter.

- A. Fuel cost adjustment charges by Southern California Edison Company.
- B. Fuel cost surcharge charges by City of Riverside.
- C. Base rate increase charges by Southern California Edison Company.*
- D. Base rate increase charges by City of Riverside.*

$$\frac{\$(A+B+C+D)}{\text{CCF (Metered Sales)}} = \$.0000 \text{ per CCF}$$

The resultant shall be the energy cost adjustment factor for pumping water and shall be expressed in terms of cents per CCF carried out to the nearest \$0.0001. This factor shall be divided by 0.885 to allow for the 11.5% of gross revenue payable to the City General Fund. The resultant shall then become the energy cost adjustment to be multiplied by all CCF increments reported in billings to Customers. The resultant amount in each case, expressed to the nearest \$0.01, shall constitute the adjustment to be added to the Customer's bill.

*(Over base rates in effect February 1, 1983)

**SCHEDULE WA-6
COMMERCIAL AND INDUSTRIAL METERED SERVICE**

APPLICABILITY:

Applicable to all metered water service, except Irrigation Water Service eligible for other applicable rate schedules, Single-Family Residential Metered Service, and multi-family units of 2 to 4 dwelling units that qualify under Multi-Family Residential Metered Service.

TERRITORY:

City of Riverside and contiguous area.

RATES:

A. Basic Area (Inside City)

Quantity Rates (to be added to customer charge)

Winter Quantity Rates		Per 100 Cubic Feet Effective July 1,				
		2018	2019	2020	2021	2022
	All Usage per CCF	\$1.58	\$1.58	\$1.58	\$1.58	\$1.58

Summer Quantity Rates		Per 100 Cubic Feet Effective July 1,				
		2018	2019	2020	2021	2022
	All Usage per CCF	\$1.84	\$1.84	\$1.84	\$1.84	\$1.84

Customer Charge

	Per Meter, Per Month Effective July 1,				
Customer Charge	2018	2019	2020	2021	2022
5/8 and 3/4-inch	\$15.80	\$18.07	\$20.53	\$23.08	\$26.00
1-inch	25.08	28.69	32.58	36.63	41.26
1-1/2-inch	48.08	55.00	62.45	70.22	79.08
2-inch	75.80	86.70	98.45	110.68	124.64
3-inch	140.51	160.72	182.49	205.16	231.03
4-inch	232.95	266.44	302.52	340.10	382.97
6-inch	510.10	583.43	662.43	744.72	838.59
8-inch	833.40	953.19	1,082.28	1,216.71	1,370.06
10-inch	1,295.28	1,481.47	1,682.08	1,891.02	2,129.34
12-inch	1,849.59	2,115.45	2,401.45	2,700.26	3,040.57

(The summer water rate will be in effect for service rendered during June, July, August, September and October. All other months will be considered winter months.)

B. Surcharge Area Outside City

Charges shall be the amount computed at the quantity rates and the customer charge set forth in the Basic Area of this schedule multiplied by 1.47.

Special Conditions

1. Multi-Family Accommodations

For all multi-family accommodations with 5 or more dwelling units, this commercial and industrial rate schedule will apply. All master meters must conform with the requirements of Water Rule 12, including the execution of an appropriate submetering agreement.

2. Water Conservation Surcharge

The rates and charges above are subject to a surcharge (Water Conservation Surcharge) as adopted via City Council Resolution No. 22675 on April 22, 2014 and such surcharge as in effect from time to time. The Water Conservation Surcharge will be applied to the Customer's total water usage charge including without limitation the quantity rates, customer and minimum charge for the applicable billing period.

3. Applicable Rate Schedule

a. Applicable Rate Schedule

For Customers applying for service at an existing service address, the Utility will assign a water rate schedule based on the characteristics of the service address. The Utility will presume that any water rate previously assigned to that service address is the appropriate schedule, unless the Customer requests a review for another applicable rate schedule, rate, or optional provision. In certain situations when a Customer does not qualify for a water rate previously assigned to that service address, the Utility will assign the applicable rate to the Customer. The Utility assumes no responsibility for advising the Customer of lower optional rates under existing schedules available as a result of the Customer's changes to the characteristics of the service address.

b. Change of Rate Schedule

A change to the applicable rate schedule may be made if the Utility determines that the Customer no longer qualifies for the assigned rate schedule. The change will become effective for service rendered after the next regular meter reading following verification and approval by the Utility of such eligibility. Any change in rate schedules pursuant to this section shall be made prospectively only.

4. Water General Fund Transfer

The Water General Fund Transfer is a component of every customer's water bill, and is a transfer of up to 11.5% of revenues from the Water Fund to the City's General Fund. On June 4, 2013, the voters of the City of Riverside approved the Water General Fund Transfer as a general tax, pursuant to Article 13.C of the California Constitution.

ENERGY COST ADJUSTMENT FOR PUMPING WATER:

The Quantity Rates shall be subject to an energy cost adjustment relating to increases and decreases in the cost of electric power for pumping water. This energy cost adjustment shall apply to each one hundred cubic feet (CCF) of sales to which Quantity Rates apply.

Determination of the adjustment factor shall be made at the beginning of each quarter, with the initial adjustment beginning February 1, 1983.

The energy cost adjustment shall be calculated by dividing the CCF of metered water sold in each quarter into the total dollar amount of fuel cost adjustments plus any base rate increases imposed by power suppliers for pumping water during that quarter:

- A. Fuel cost adjustment charges by Southern California Edison Company.
- B. Fuel cost surcharge charges by City of Riverside.
- C. Base rate increase charges by Southern California Edison Company.*
- D. Base rate increase charges by City of Riverside.*

$$\frac{\$ (A+B+C+D)}{\text{CCF (Metered Sales)}} = \$.0000 \text{ per CCF}$$

Scheduled WA-6 General Metered Service

-3-

The resultant shall be the energy cost adjustment factor for pumping water and shall be expressed in terms of cents per CCF carried out to the nearest \$0.0001. This factor shall be divided by 0.885 to allow for the 11.5% of gross revenue payable to the City General Fund. The resultant shall then become the energy cost adjustment to be multiplied by all CCF increments reported in billings to Customers. The resultant amount in each case, expressed to the nearest \$0.01, shall constitute the adjustment to be added to the Customer's bill.

*(Over base rates in effect February 1, 1983)

Adopted by Board of Public Utilities:
Approved by City Council:
Effective Date:

Board Resolution No.
Council Resolution No.

**SCHEDULE WA-7
INTERRUPTIBLE IRRIGATION SERVICE**

APPLICABILITY:

Applicable only to properties owned or controlled by the City including but not limited to parks, groves, landscaped medians and reverse frontage, where such water service can be immediately terminated without threat to health and safety and such termination can continue for an indefinite amount of time.

TERRITORY:

City of Riverside and contiguous area.

RATES:

A. Basic Area (Inside City)

Quantity Rates (to be added to customer charge)

Quantity Rates	Per 100 Cubic Feet Effective July 1,				
	2018	2019	2020	2021	2022
All Usage per CCF	\$1.57	\$1.57	\$1.57	\$1.57	\$1.57

Customer Charge

Customer Charge	Per Meter, Per Month Effective July 1,				
	2018	2019	2020	2021	2022
5/8 and 3/4-inch	\$15.80	\$18.07	\$20.53	\$23.08	\$26.00
1-inch	25.08	28.69	32.58	36.63	41.26
1-1/2-inch	48.08	55.00	62.45	70.22	79.08
2-inch	75.80	86.70	98.45	110.68	124.64
3-inch	140.51	160.72	182.49	205.16	231.03
4-inch	232.95	266.44	302.52	340.10	382.97
6-inch	510.10	583.43	662.43	744.72	838.59
8-inch	833.40	953.19	1,082.28	1,216.71	1,370.06
10-inch	1,295.28	1,481.47	1,682.08	1,891.02	2,129.34
12-inch	1,849.59	2,115.45	2,401.45	2,700.26	3,040.57

B. Surcharge Area Outside Only

Charges shall be the amount computed at the quantity rates and the minimum charge set forth in the Basic Area of this schedule multiplied by 1.47.

SPECIAL CONDITIONS:

1. This water rate schedule shall remain in effect until such time as recycled or other non-potable water becomes available for irrigation to WA-7 Customers. When recycled or other non-potable water is made available to a WA-7 Customer, such Customer shall take such recycled or other non-potable water under the applicable Water Utility Rules and Rates in effect from time to time, in lieu of potable water deliveries made and priced at the rate stated in this Rate Schedule WA-7.
2. Interruptible service is applicable only to City landscape irrigation accounts such as parks, groves, landscape medians, and reverse frontage, where the water consumed is used solely for landscape irrigation and not for any other purpose, and where such water service can be immediately terminated without threat to health and safety and such termination can continue for an indefinite amount of time. In the event that system wide usage must be curtailed, either by the City's direction or at the direction of the State of California, or if a system failure or other event leads to a decrease in available supplies, the interruptible

accounts will be immediately shut off or curtailed, leaving that share of water supply available to serve other system users.

3. Water Conservation Surcharge

The rates and charges above are subject to a surcharge (Water Conservation Surcharge) as adopted via City Council Resolution No. 22675 on April 22, 2014 and such surcharge as in effect from time to time. The Water Conservation Surcharge will be applied to the Customer's total water usage charge including without limitation the quantity rates, customer and minimum charge for the applicable billing period.

4. Applicable Rate Schedule

a. Applicable Rate Schedule

For Customers applying for service at an existing service address, the Utility will assign a water rate schedule based on the characteristics of the service address. The Utility will presume that any water rate previously assigned to that service address is the appropriate schedule, unless the Customer requests a review for another applicable rate schedule, rate, or optional provision. In certain situations when a Customer does not qualify for a water rate previously assigned to that service address, the Utility will assign the applicable rate to the Customer. The Utility assumes no responsibility for advising the Customer of lower optional rates under existing schedules available as a result of the Customer's changes to the characteristics of the service address.

b. Change of Rate Schedule

A change to the applicable rate schedule may be made if the Utility determines that the Customer no longer qualifies for the assigned rate schedule. The change will become effective for service rendered after the next regular meter reading following verification and approval by the Utility of such eligibility. Any change in rate schedules pursuant to this section shall be made prospectively only.

5. Water General Fund Transfer

The Water General Fund Transfer is a component of every customer's water bill, and is a transfer of up to 11.5% of revenues from the Water Fund to the City's General Fund. On June 4, 2013, the voters of the City of Riverside approved the Water General Fund Transfer as a general tax, pursuant to Article 13.C of the California Constitution.

ENERGY COST ADJUSTMENT FOR PUMPING WATER:

The Quantity Rates shall be subject to an energy cost adjustment relating to increases and decreases in the cost of electric power for pumping water. This energy cost adjustment shall apply to each one hundred cubic feet (CCF) of sales to which Quantity Rates apply.

Determination of the adjustment factor shall be made at the beginning of each quarter, with the initial adjustment beginning February 1, 1983.

The energy cost adjustment shall be calculated by dividing the CCF of metered water sold in each quarter into the total dollar amount of fuel cost adjustments plus any base rate increases imposed by power suppliers for pumping water during that quarter:

- A. Fuel cost adjustment charges by Southern California Edison Company.
- B. Fuel cost surcharge charges by City of Riverside.
- C. Base rate increase charges by Southern California Edison Company.*
- D. Base rate increase charges by City of Riverside.*

Schedule WA-7 Special Metered Service

-3-

$$\frac{\$ (A+B+C+D)}{\text{CCF (Metered Sales)}} = \$.0000 \text{ per CCF}$$

The resultant shall be the energy cost adjustment factor for pumping water and shall be expressed in terms of cents per CCF carried out to the nearest \$0.0001. This factor shall be divided by 0.885 to allow for the 11.5% of gross revenue payable to the City General Fund. The resultant shall then become the energy cost adjustment to be multiplied by all CCF increments reported in billings to Customers. The resultant amount in each case, expressed to the nearest \$0.01, shall constitute the adjustment to be added to the Customer's bill.

*(Over base rates in effect February 1, 1983)

Adopted by Board of Public Utilities:
Approved by City Council:
Effective Date:

Board Resolution No.
Council Resolution No.

**SCHEDULE WA-10
RECYCLED WATER SERVICE**

APPLICABILITY:

Applicable to all retail recycled (reclaimed, non-potable) water service for irrigation, commercial or industrial use.

TERRITORY:

City of Riverside and contiguous area.

RATES:

A. Basic Area (Inside City)

Quantity Rates (to be added to customer charge)

Quantity Rates	Per 100 Cubic Feet Effective July 1,				
	2018	2019	2020	2021	2022
All Usage per CCF	\$1.57	\$1.57	\$1.57	\$1.57	\$1.57

Customer Charge

Customer Charge	Per Meter, Per Month Effective July 1,				
	2018	2019	2020	2021	2022
5/8 and 3/4-inch	\$15.80	\$18.07	\$20.53	\$23.08	\$26.00
1-inch	25.08	28.69	32.58	36.63	41.26
1-1/2-inch	48.08	55.00	62.45	70.22	79.08
2-inch	75.80	86.70	98.45	110.68	124.64
3-inch	140.51	160.72	182.49	205.16	231.03
4-inch	232.95	266.44	302.52	340.10	382.97
6-inch	510.10	583.43	662.43	744.72	838.59
8-inch	833.40	953.19	1,082.28	1,216.71	1,370.06
10-inch	1,295.28	1,481.47	1,682.08	1,891.02	2,129.34
12-inch	1,849.59	2,115.45	2,401.45	2,700.26	3,040.57

B. Surcharge Area Outside Only

Charges shall be the amount computed at the quantity rates and the customer charge set forth in the Basic Area of this schedule multiplied by 1.47.

Special Conditions

1. **Obligation to Supply Recycled Water**

The Water Utility will provide recycled water service under this schedule only when and where such recycled water is available and can be supplied in accordance with Water Rule 18.

2. **Applicability of Rules and Regulations**

The applicability and provision of recycled water service under this schedule is subject to rules and regulations adopted from time to time by the Board of Public Utilities, including without limitation Water Rule 18 (Recycled Water Rules).

3. **Water Conservation Surcharge**

The rates and charges above are subject to a surcharge (Water Conservation Surcharge) as adopted via City Council Resolution No. 22675 on April 22, 2014 and such surcharge as in effect from time to time. The Water Conservation Surcharge will be applied to the Customer's total water usage charge including without limitation the quantity rates, customer and minimum charge for the applicable billing period.

4. Applicable Rate Schedule

a. Applicable Rate Schedule

For Customers applying for service at an existing service address, the Utility will assign a water rate schedule based on the characteristics of the service address. The Utility will presume that any water rate previously assigned to that service address is the appropriate schedule, unless the Customer requests a review for another applicable rate schedule, rate, or optional provision. In certain situations when a Customer does not qualify for a water rate previously assigned to that service address, the Utility will assign the applicable rate to the Customer. The Utility assumes no responsibility for advising the Customer of lower optional rates under existing schedules available as a result of the Customer's changes to the characteristics of the service address.

b. Change of Rate Schedule

A change to the applicable rate schedule may be made if the Utility determines that the Customer no longer qualifies for the assigned rate schedule. The change will become effective for service rendered after the next regular meter reading following verification and approval by the Utility of such eligibility. Any change in rate schedules pursuant to this section shall be made prospectively only.

5. Water General Fund Transfer

The Water General Fund Transfer is a component of every customer's water bill, and is a transfer of up to 11.5% of revenues from the Water Fund to the City's General Fund. On June 4, 2013, the voters of the City of Riverside approved the Water General Fund Transfer as a general tax, pursuant to Article 13.C of the California Constitution.

ENERGY COST ADJUSTMENT FOR PUMPING WATER:

The Quantity Rates shall be subject to an energy cost adjustment relating to increases and decreases in the cost of electric power for pumping water. This energy cost adjustment shall apply to each one hundred cubic feet (CCF) of sales to which Quantity Rates apply. Determination of the adjustment factor shall be made at the beginning of each quarter, with the initial adjustment beginning February 1, 1983. The energy cost adjustment shall be calculated by dividing the CCF of metered water sold in each quarter into the total dollar amount of fuel cost adjustments plus any base rate increases imposed by power suppliers for pumping water during that quarter:

- A. Fuel cost adjustment charges by Southern California Edison Company.
- B. Fuel cost surcharge charges by City of Riverside.
- C. Base rate increase charges by Southern California Edison Company.*
- D. Base rate increase charges by City of Riverside.*

$$\frac{\$(A+B+C+D)}{\text{CCF (Metered Sales)}} = \$.0000 \text{ per CCF}$$

The resultant shall be the energy cost adjustment factor for pumping water and shall be expressed in terms of cents per CCF carried out to the nearest \$0.0001. This factor shall be divided by 0.885 to allow for the 11.5% of gross revenue payable to the City General Fund. The resultant shall then become the energy cost adjustment to be multiplied by all CCF increments reported in billings to Customers. The resultant amount in each case, expressed to the nearest \$0.01, shall constitute the adjustment to be added to the Customer's bill.

*(Over base rates in effect February 1, 1983)

**SCHEDULE WA-11
LANDSCAPE IRRIGATION METERED SERVICE**

APPLICABILITY:

Applicable to Irrigation Water Service, except water service eligible for other applicable rate schedules and metered Residential Service.

TERRITORY:

City of Riverside and contiguous area.

RATES:

A. Basic Area (Inside City)

Quantity Rates (to be added to customer charge)

Winter Quantity Rates	Per 100 Cubic Feet Effective July 1,				
	2018	2019	2020	2021	2022
All Usage per CCF	\$1.67	\$1.67	\$1.67	\$1.67	\$1.67

Summer Quantity Rates	Per 100 Cubic Feet Effective July 1,				
	2018	2019	2020	2021	2022
All Usage per CCF	\$2.14	\$2.14	\$2.14	\$2.14	\$2.14

Customer Charge

Customer Charge	Per Meter, Per Month Effective July 1,				
	2018	2019	2020	2021	2022
5/8 and 3/4-inch	\$15.80	\$18.07	\$20.53	\$23.08	\$26.00
1-inch	25.08	28.69	32.58	36.63	41.26
1-1/2-inch	48.08	55.00	62.45	70.22	79.08
2-inch	75.80	86.70	98.45	110.68	124.64
3-inch	140.51	160.72	182.49	205.16	231.03
4-inch	232.95	266.44	302.52	340.10	382.97
6-inch	510.10	583.43	662.43	744.72	838.59
8-inch	833.40	953.19	1,082.28	1,216.71	1,370.06
10-inch	1,295.28	1,481.47	1,682.08	1,891.02	2,129.34
12-inch	1,849.59	2,115.45	2,401.45	2,700.26	3,040.57

(The summer water rate will be in effect for service rendered during June, July, August, September and October. All other months will be considered winter months.)

B. Surcharge Area Outside City

Charges shall be the amount computed at the quantity rates and the customer charge set forth in the Basic Area of this schedule multiplied by 1.47.

Special Conditions

1. Water Conservation Surcharge

The rates and charges above are subject to a surcharge (Water Conservation Surcharge) as adopted via City Council Resolution No. 22675 on April 22, 2014 and such surcharge as in effect from time to time. The

Water Conservation Surcharge will be applied to the Customer's total water usage charge including without limitation the quantity rates, customer and minimum charge for the applicable billing period.

2. Applicable Rate Schedule

a. Applicable Rate Schedule

For Customers applying for service at an existing service address, the Utility will assign a water rate schedule based on the characteristics of the service address. The Utility will presume that any water rate previously assigned to that service address is the appropriate schedule, unless the Customer requests a review for another applicable rate schedule, rate, or optional provision. In certain situations when a Customer does not qualify for a water rate previously assigned to that service address, the Utility will assign the applicable rate to the Customer. The Utility assumes no responsibility for advising the Customer of lower optional rates under existing schedules available as a result of the Customer's changes to the characteristics of the service address.

b. Change of Rate Schedule

A change to the applicable rate schedule may be made if the Utility determines that the Customer no longer qualifies for the assigned rate schedule. The change will become effective for service rendered after the next regular meter reading following verification and approval by the Utility of such eligibility. Any change in rate schedules pursuant to this section shall be made prospectively only.

3. Water General Fund Transfer

The Water General Fund Transfer is a component of every customer's water bill, and is a transfer of up to 11.5% of revenues from the Water Fund to the City's General Fund. On June 4, 2013, the voters of the City of Riverside approved the Water General Fund Transfer as a general tax, pursuant to Article 13.C of the California Constitution.

ENERGY COST ADJUSTMENT FOR PUMPING WATER:

The Quantity Rates shall be subject to an energy cost adjustment relating to increases and decreases in the cost of electric power for pumping water. This energy cost adjustment shall apply to each one hundred cubic feet (CCF) of sales to which Quantity Rates apply.

Determination of the adjustment factor shall be made at the beginning of each quarter, with the initial adjustment beginning February 1, 1983.

The energy cost adjustment shall be calculated by dividing the CCF of metered water sold in each quarter into the total dollar amount of fuel cost adjustments plus any base rate increases imposed by power suppliers for pumping water during that quarter:

- A. Fuel cost adjustment charges by Southern California Edison Company.
- B. Fuel cost surcharge charges by City of Riverside.
- C. Base rate increase charges by Southern California Edison Company.*
- D. Base rate increase charges by City of Riverside.*

$$\frac{\$ (A+B+C+D)}{\text{CCF (Metered Sales)}} = \$.0000 \text{ per CCF}$$

The resultant shall be the energy cost adjustment factor for pumping water and shall be expressed in terms of cents per CCF carried out to the nearest \$0.0001. This factor shall be divided by 0.885 to allow for the 11.5% of gross revenue payable to the City General Fund. The resultant shall then become the energy cost adjustment to be

Scheduled WA-11 Landscape Irrigation Metered Service

-3-

multiplied by all CCF increments reported in billings to Customers. The resultant amount in each case, expressed to the nearest \$0.01, shall constitute the adjustment to be added to the Customer's bill.

*(Over base rates in effect February 1, 1983)