



# SPECIAL TRANSPORTATION DIVISION PROPOSED FARE INCREASE FOR RIVERSIDE CONNECT

*Parks, Recreation and Community Services Department*

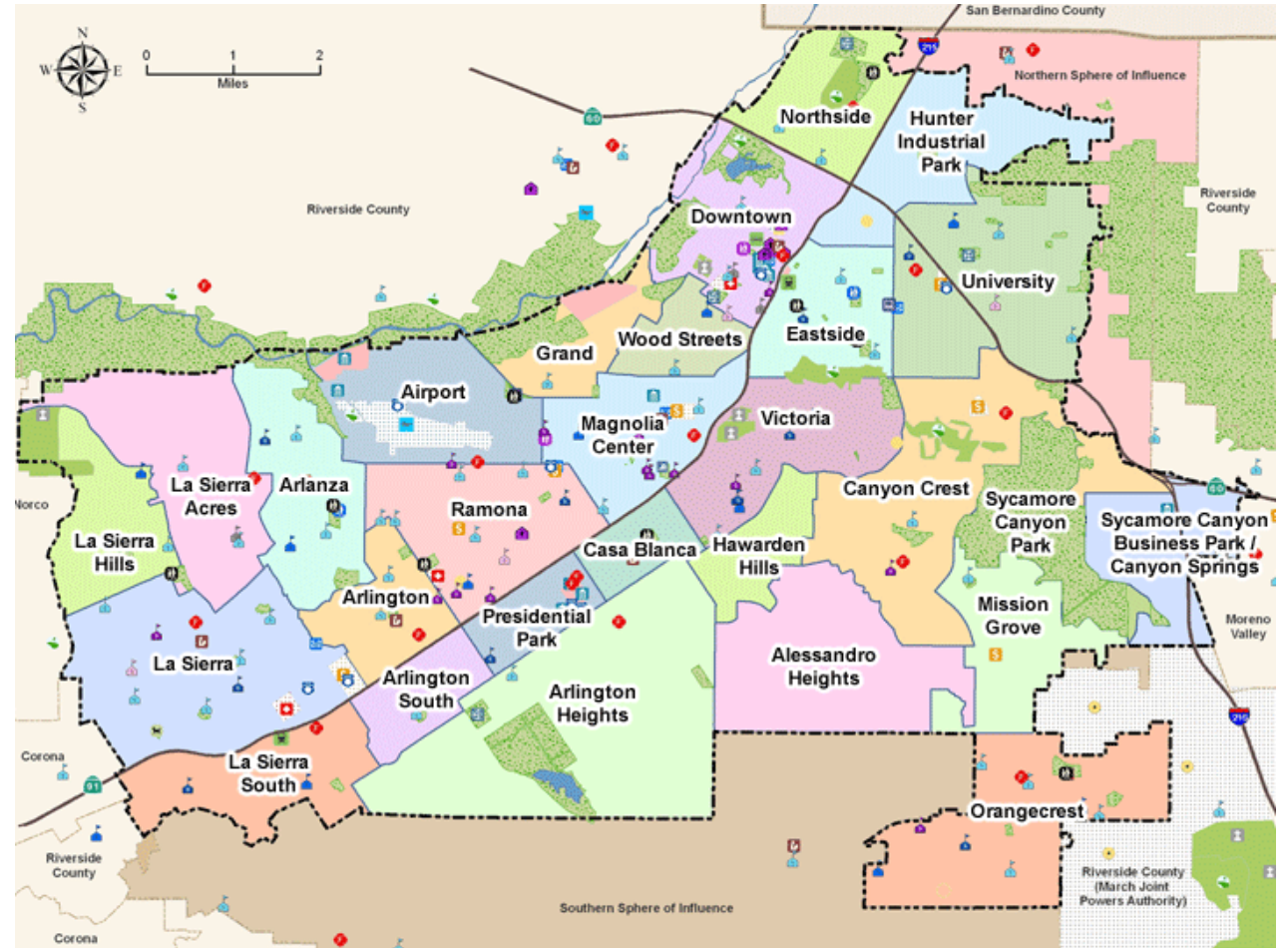


**Commission on Aging  
September 18, 2023**



# Providing Transportation Services to Seniors over 60 and the Disabled Community around the City for 48 Years

The City of Riverside's Special Transportation Program was established in 1975 and works under an agreement with the Riverside Transit Agency (RTA) to operate a Paratransit (origin-to destination) Service within the Riverside city limits.



# Who Are We?

Riverside Connect is an origin to destination shared ride service for seniors over the age of 60 and the disabled community.

## Staffing consists of:

- 23 - Drivers
- 5 - Dispatch/Schedulers
- 1 - Lead Dispatcher
- 1 - Senior Office Assistant
- 2 - Operations Supervisor
- 1 - Senior Management Analyst
- 1 - Transit Manager

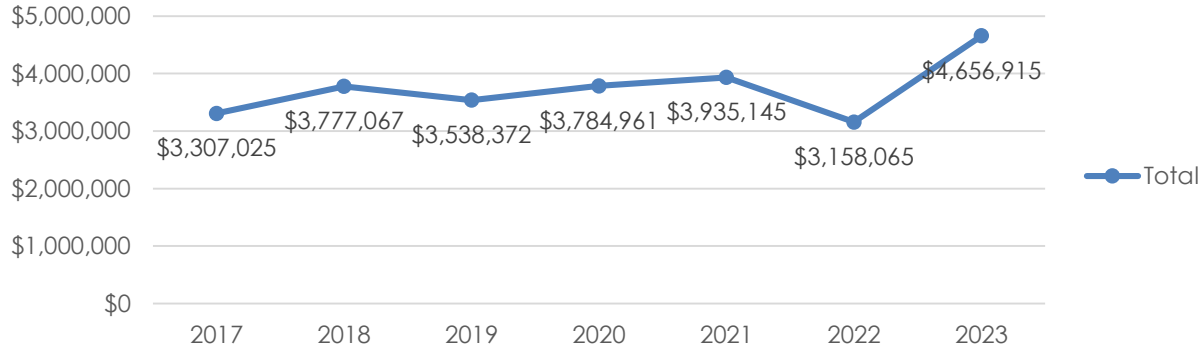
## Transit Fleet consist of:

- 34 - CNG 16 passenger Cutaways
- 2 - 9 passenger Transit Vans
- 1 - Norcal Support Van
- 1 - Admin Car

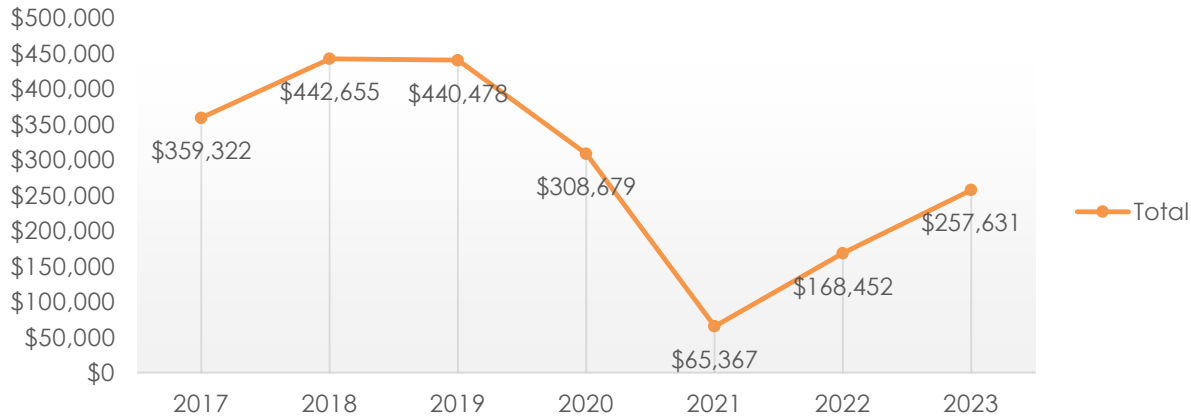


# Current Analytics

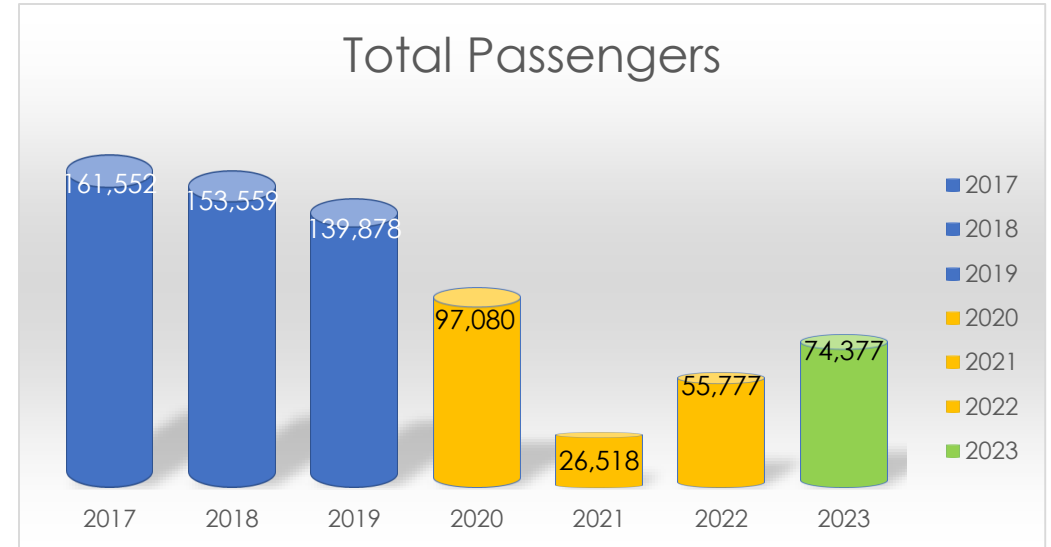
### Operating Expense



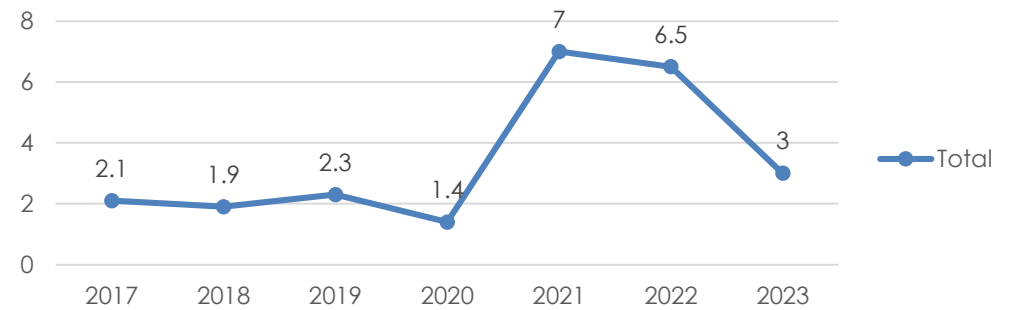
### Fare Revenue



### Total Passengers



### Rate of Inflation

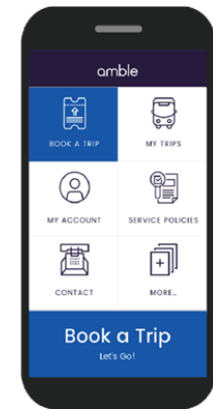


# Operating Budget

| Budget               | FY 2022/23         | FY 2023/24         | Variance     |
|----------------------|--------------------|--------------------|--------------|
|                      |                    |                    | Percentage   |
| Salaries & Benefits  | \$2,017,612        | \$2,315,800        | 14.78%       |
| Materials & Supplies | \$52,494           | \$51,725           | -1.46%       |
| Fuel                 | \$225,000          | \$225,000          | 0.00%        |
| Maintenance          | \$400,000          | \$400,000          | 0.00%        |
| Contract Services    | \$126,263          | \$125,000          | -1.00%       |
| Non-Personnel Costs  | \$1,633,963        | \$1,762,884        | 7.89%        |
| <b>Total</b>         | <b>\$4,455,332</b> | <b>\$4,880,409</b> | <b>9.54%</b> |

# Challenges...

1. Decreased service demands
2. Staffing
3. Ability to meet the Farebox Recovery Requirement



# Proposal

Effective July 1, 2024, a fare increase of .25 cents be added to the current fare of \$3.00 for a General Fare and \$2.00 for a Medical Fare.

Effective July 1, 2025, an additional fare increase of .25 cents will be added to the current fare of \$3.25 for a General Fare and \$2.25 for a Medical Fare.

## Proposed Rate Increase

| Fare Types (per trip) | Current Cost | 2024 Proposed Cost | 2025 Proposed Cost |
|-----------------------|--------------|--------------------|--------------------|
| General Fare          | \$3.00       | \$3.25             | \$3.50             |
| Medical Fare          | \$2.00       | \$2.25             | \$2.50             |
| Attendants            | Free         | Free               | Free               |
| Guest Fare            | \$3.00       | \$3.25             | \$3.50             |

## RTA current fare for the Dial A Ride Service is already \$3.50

| Dial-A-Ride Fares         |            |              |
|---------------------------|------------|--------------|
| Fare Categories           | Base Fares | Ticket Books |
| Senior / Disabled         | \$3.50     | \$35         |
| Medicare Card Holder      | \$3.50     | \$35         |
| Child (46" tall or under) | 75¢        | N/A          |

# Recommendation

That the Commission on Aging provide feedback and support the proposed fare increase.



# Questions?



Questions or Comments???

**Thank You**

