

# WORKERS' COMPENSATION ANNUAL REPORT

Human Resources Department

Finance Committee  
October 10, 2018

RiversideCA.gov

## OVERVIEW

1. Annual report of the City's Workers' Compensation claims activities and costs through June 30, 2018;
2. Workers' Comp currently handles 700+ open claims (approximately 400 are open lifetime medical claims);
3. Each adjustor (currently 2) handles approximately 170 Indemnity claims; and
4. Workers' Comp Assistants are currently handling a case load of 200 claims consisting of lifetime medical and medical only claims.




2

RiversideCA.gov

## STATISTICS

July 1, 2017 to June 30, 2018

	FY 17/18	FY 16/17
1. Total number of open claims:	758	786
2. Total number of new claims:	279	324
3. Total number of closed claims:	340	467
4. Total number of settled claims:	94	72

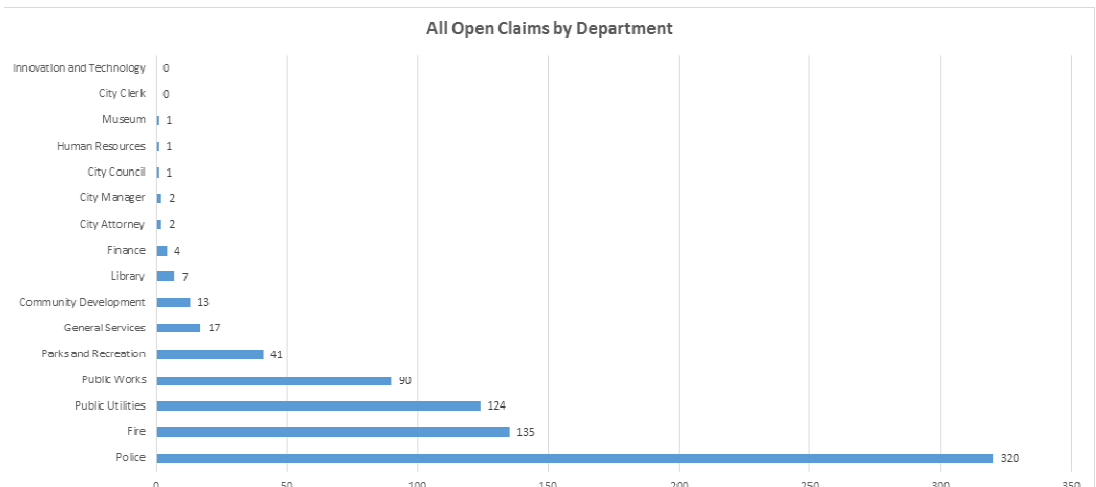

3

RiversideCA.gov


## CLAIM PROFILE BY DEPARTMENT

### All Open Claims

All Open Claims by Department



Department	Number of Open Claims
Innovation and Technology	0
City Clerk	0
Museum	1
Human Resources	1
City Council	1
City Manager	2
City Attorney	2
Finance	4
Library	7
Community Development	13
General Services	17
Parks and Recreation	41
Public Works	90
Public Utilities	124
Fire	135
Police	320

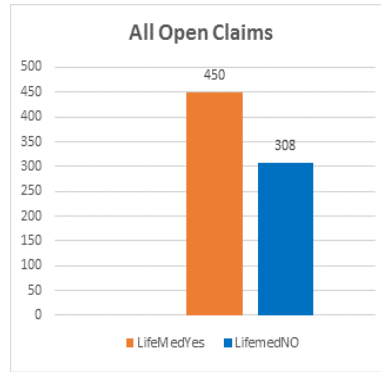

4

RiversideCA.gov

## CLAIM PROFILE BY DEPARTMENT

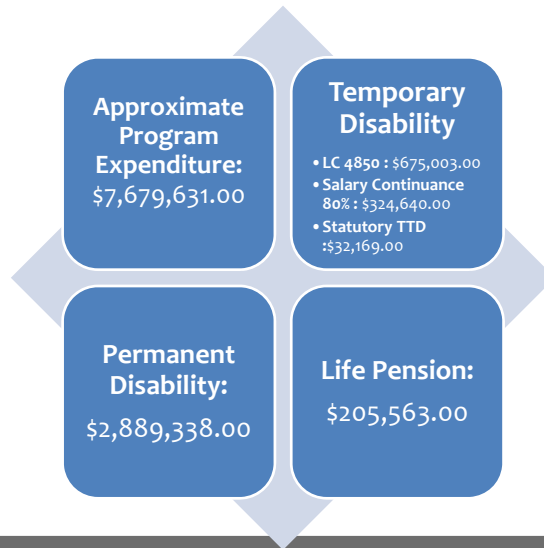
### All Open Claims

Department	Count of Claims
Police	320
Fire	135
Public Utilities	124
Public Works	90
Parks and Recreation	41
General Services	17
Community Development	13
Library	7
Finance	4
City Attorney	2
City Manager	2
City Council	1
Human Resources	1
Museum	1
City Clerk	0
Innovation and Technology	0
<b>Grand Total</b>	<b>758</b>



## PROGRAM EXPENDITURES

July 1, 2017 – June 30, 2018



## SETTLEMENTS

(Stipulations and Compromise and Releases)

Fiscal Year Ending	Number of Open Claims (not including future medical)	Number of Settlements	Percentage of Total Claims Settled
2016	358	79	22%
2017	316	71	23%
2018	304	94	31%

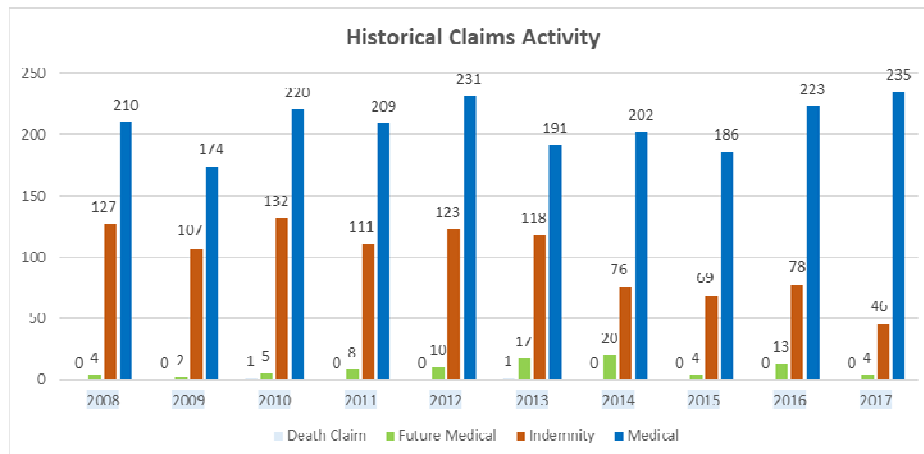


7

RiversideCA.gov

## TYPES OF CLAIMS

JANUARY 1, 2008 THROUGH DECEMBER 31, 2017



8

RiversideCA.gov

## LEGAL COUNSEL

1. The City has currently retained one inside legal counselor, one paralegal and one secretary in the City Attorney's Office to address injured employees who retain their own legal representation.
2. Legal representatives are involved in formal/informal communication and in all court proceedings.
3. There are approximately 40 cases with outside legal counsel.



## OUTSIDE LEGAL COUNSEL AND LITIGATION COSTS

### Legal Counsel Costs

- July 1, 2017 to June 30, 2018
- \$333,476
- Over the past 5 years
- Annual cost ranged from \$279,767 to \$386,751

### Litigation Costs

- July 1, 2017 to June 30, 2018
- \$90,122
- Over the past 5 years
- Annual cost ranged from \$89,678 to \$139,230



## RECOMMENDATION

That the Finance Committee:

1. Receive the Annual Report of the City's Workers' Compensation Claims and Costs for Fiscal Year 2017/18;
2. Provide input on, and
3. Recommend that the City Council approve the Annual Report of the City's Workers' Compensation Claims and Costs for Fiscal Year 2017/18.



11

RiversideCA.gov