



City of Riverside Fire Department Office of Emergency Management

STAY SAFE. STAY READY.

— READY RIVERSIDE —

READYRIVERSIDE.ORG



1



Office of Emergency Management Why Prepare?

Disasters overwhelm local capabilities, requiring mutual aid, which takes time to arrive.

Following a major disaster, Emergency Response won't be available immediately to meet all needs.


You should start your plan assuming the need for 72 hours of self-reliance, then extended it from there, if able.

After Hurricane Katrina, the Superdome and Convention Center were not fully evacuated for 6 days (Aug. 29 – Sept. 4).

Other areas took even longer to receive help.




2




Office of Emergency Management

How to Prepare – 4 Steps


Make A Plan




Build A Kit



Be Informed



Get Involved



3



Office of Emergency Management

RIVERSIDE ALERT




The City of Riverside has launched a **mass notification service** that allows us to alert you in the **case of an emergency.**




This service allows you to opt-in to receive notifications via phone calls, text messaging, e-mail and more based on locations you care about.

You can choose to receive notifications about events that may affect your home, workplace, family's schools and more.



To sign up, visit
RiversideAlert.com

4



Office of Emergency Management

We are all in this together!

Questions?



Contact information

www.readyriverside.org

Phillip Stachelski
Community Preparedness Coordinator
Riverside Fire Department
Office of Emergency Management
(951) 320-8112
pstachelski@riversideca.gov

Facebook: @CityofRiversideOEM
Twitter/X: @RiversideOEM