

# Riverside Police Department

City Council Meeting  
October 28, 2025

RiversideCA.gov

1

## MISSION AND VISION

### MISSION

The Riverside Police Department is dedicated to improving the quality of life by creating a safe environment in partnership with the people we serve. We act with humility and grit to reduce fear and crime, while treating all with respect, compassion, and fairness.

### VISION

We will engage our community through exemplary service and unequalled professionalism, while employing a work force that reflects the diversity of our city. We will commit to implementing the latest technology available and best practices to meet the demands of 21<sup>st</sup> Century modern policing. We will invest in the success of our employees of the Riverside Police Department by providing excellent training opportunities, advancement, and personal growth.

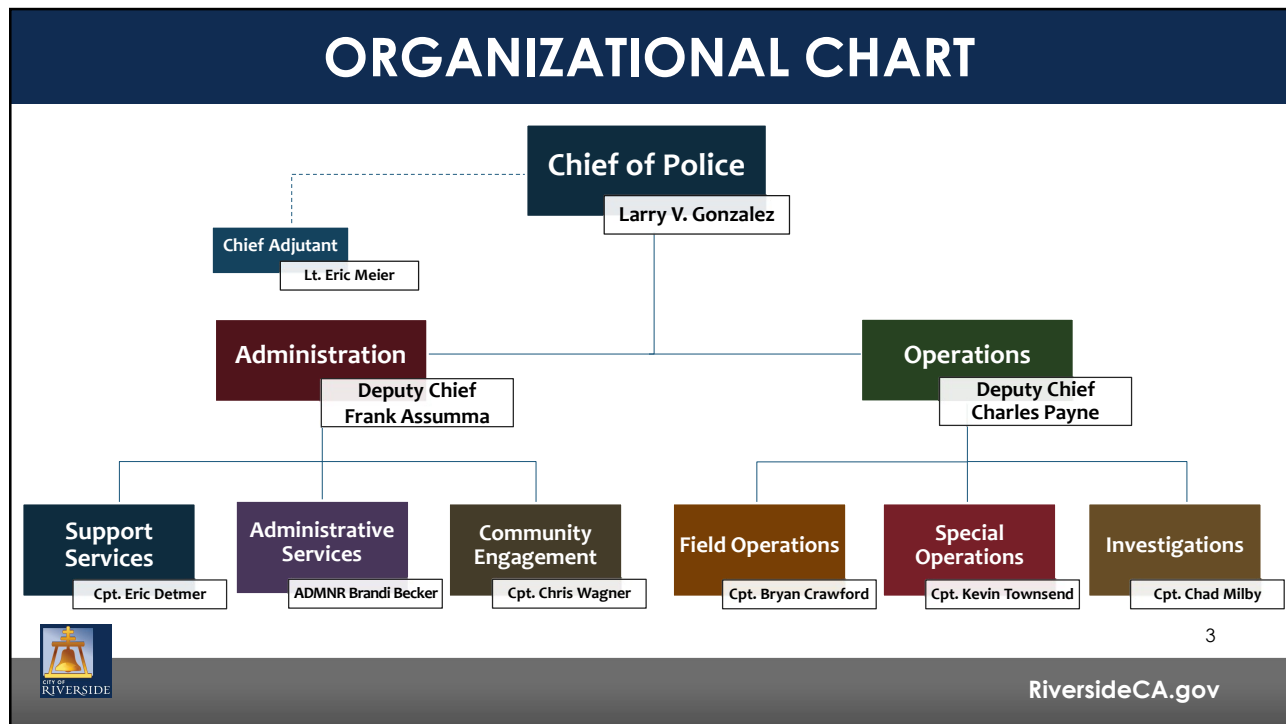


2



RiversideCA.gov

2



3



4

## Strategic Plan 2025-2027



**Goal 1:** Community Safety & Engagement

**Goal 2:** Employee Wellness & Development

**Goal 3:** Organizational Efficiency





5



RiversideCA.gov

5

## FY 24/25 BUDGET



**\$156.8 MILLION**

- General Fund: \$128.4M
- Measure Z: \$28.4M

6



RiversideCA.gov

6

## CURRENT STAFFING

### Staffing: 565 (Includes Measure Z Funded)

As of 10/2025

- **404 Sworn Positions Filled**  
(Includes Trainees)  
– 28 Sworn Officer Vacancies
- **170 Civilian Positions Filled**  
(Includes Trainees)  
– 31 Civilian Vacancies



7

RiversideCA.gov

7

## CURRENT SWORN DEMOGRAPHICS

Race/Ethnicity	Total Sworn	% of Sworn	City Profile
Hispanic or Latino	168	41.5%	54.9%
White	203	50.3%	27.6%
Black/African American	14	3.4%	5.4%
Asian/Other	17	4.2%	8.5%
Native Hawaiian/Pacific Islands	1	0.3%	0.3%
American Indian and Alaska Native	0	0%	0.2%
Other Ethnicities	1	0.3%	3.1%
<b>Total</b>	<b>404</b>		

Gender	Total Sworn	% of Sworn	City Profile
Male	357	88.4%	49.9%
Female	47	11.6%	50.1%




<https://riversideca.gov/mayor/our-work/data-dashboard>

8

RiversideCA.gov

8

CRIME STATS						<p><i>* Effective January 1<sup>st</sup>, 2023 the Riverside Police Dept. transitioned from the Uniform Crime Reporting (UCR) system to the National Incident Based Reporting System (NIBRS). This State mandated reporting requirement through the Dept. of Justice (DOJ) dictates the methodology and criteria which Law Enforcement Agencies report crime incidents to State and Federal governing bodies.</i></p> <p><i>The key change in this requirement under NIBRS is the reporting of multiple crimes that may occur at a single incident unlike previous UCR reporting standards that only captured the most significant crime.</i></p> <p>9</p>
Part 1 Offense	2020	2021	2022	2023*	2024*	
Murder	21	22	19	11	11	
Rape	152	167	140	123	172	
Robbery	373	350	436	455	385	
Aggravated Assault	920	934	1,068	1,236	1,323	
<b>Violent Crime Total</b>	<b>1,466</b>	<b>1,473</b>	<b>1,662</b>	<b>1,825</b>	<b>1,891</b>	
Burglary	1,639	1,573	1,563	1,818	1,271	
Theft	6,456	6,206	6,997	7,145	6,418	
Theft of Vehicles	1,885	1,743	1,758	1,828	1,477	
<b>Property Crime Total</b>	<b>9,980</b>	<b>9,522</b>	<b>10,318</b>	<b>10,791</b>	<b>9,166</b>	
<b>Part 1 Crimes Total</b>	<b>11,446</b>	<b>10,995</b>	<b>11,980</b>	<b>12,616</b>	<b>11,057</b>	
						RiversideCA.gov

9

CALLS FOR SERVICE			
IN 2024:			
	251,229		46,113
Service Calls for RPD		Reports Processed	
	4,463	4,091	
Felony Arrests		Misdemeanor Arrests	
			10
			RiversideCA.gov

10

## DEPARTMENT RECOGNITION

**Professional Staff Employee of The Year**  
**Police Communication Systems Analyst**  
**Christine Kelsey**



**Sworn Employees of The Year**  
**Police Officer Estrada**  
**Police Sergeant Escobar**



11

[RiversideCA.gov](http://RiversideCA.gov)