

FY 2024/25 Proposed Fees and Charges

Finance Department

City Council
May 21, 2024

RiversideCA.gov

1

Background

- **2015:** Last citywide fees and charges study
- **2021:** Fees and charges study initiated
- **2022:** Study placed on hold pending new City Manager
- **2023:** 7.5% CPI increase adopted pending completion of the study
- **2023-2024:** Study refreshed with updated data.

Effective Date	Rate Increase
7/1/2016	0%
7/1/2017	0%
7/1/2018	0%
7/1/2019	0%
7/1/2020	0%
7/1/2021	0%
7/1/2022	0%
7/1/2023	7.5%

No Fee Increases from FY 2016 - 2023

2



RiversideCA.gov

2

What are User Fees?

- **Recover costs** of programs that provide direct **benefit to an individual or business** requesting a specific service.
- **Reduce subsidies** from general purpose revenues, primarily taxpayer dollars
- May not exceed the **estimated “reasonable” cost** of providing service activity



3

RiversideCA.gov

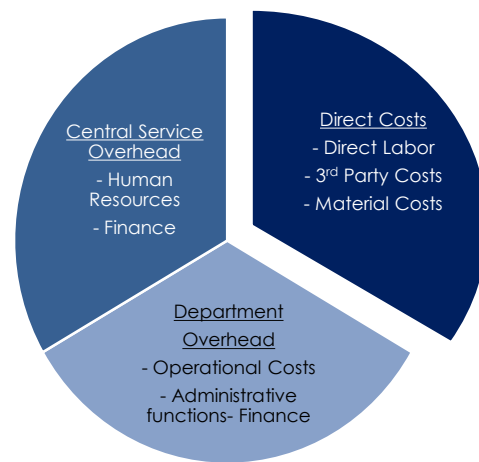
3

Fee Study

Purpose & Methodology

- Performed every 3 - 5 years
- Determine the “reasonable” full cost of providing services
 - Up to 100% of the full cost may be recovered
- Comparison Studies
- Community Engagement
- Facilitates informed decision making based on the City’s goals and values

Typical Fee Composition



4



RiversideCA.gov

4

Scope of Study

Analyzed the cost of fee-related services provided by the following department/divisions:

CEDD - Code Enforcement	Finance
CEDD - Arts & Cultural Affairs	Fire
PW – Public Parking	Library
PW – Animal Services	RPU Electric
Police	RPU Water
City Clerk	Park, Recreation, & Community Services

* The cost analysis for Development Service department fees for Community Development Building & Safety, and Planning, as well as Public Works Engineering will be presented at a later date. 5



Recommended Fee Recovery Policy

100 % Cost Recovery

- Code Enforcement
- Public Parking
- Police
- Fire
- Recreation Facilities
- City Clerk
- Credit Card Processing
- Finance Miscellaneous
- RPU Electric
- RPU Water

Partial Cost Recovery

- Arts & Cultural Affairs – 7%
- Animal Services – 49%
- Recreation Programs – 33%
- Finance Non-sufficient funds & Tax-Free Certificate Processing – 60%
- Library – 15%



Study Findings by Department/Division

User Fee Department	Current					Recommended		
	(A) Full Cost		(B) Current Revenue	(C) Current Subsidy	(D) Cost Recovery Policy	(E) Increased Revenue		
	User Fee Services							
Community Development								
Code Enforcement	\$ 1,447,978	\$ 181,011	13%	\$ 1,266,967	87%	\$ 1,447,978	100%	\$ 1,266,967
Arts & Cultural Affairs	\$ 467,497	\$ 19,104	4%	\$ 448,393	96%	\$ 33,525	7%	\$ 14,421
Public Works								
Public Parking	\$ 29,297	\$ 18,584	63%	\$ 10,713	37%	\$ 29,297	100%	\$ 10,713
Animal Services	\$ 2,048,540	\$ 775,823	38%	\$ 1,272,717	62%	\$ 1,013,760	49%	\$ 237,937
Police	\$ 1,081,158	\$ 478,866	44%	\$ 602,292	56%	\$ 913,344	84%	\$ 434,478
Parks, Recreation, & Comm Svcs	\$ 7,268,654	\$ 2,898,945	40%	\$ 4,369,709	60%	\$ 3,383,799	47%	\$ 484,854
City Clerk	\$ 35,355	\$ 48,000	136%	\$ (12,645)	-36%	\$ 35,355	100%	\$ (12,645)
Finance	\$ 42,112	\$ 19,557	46%	\$ 22,555	54%	\$ 26,702	63%	\$ 7,145
Fire	\$ 2,305,836	\$ 1,751,248	76%	\$ 554,588	24%	\$ 2,305,836	100%	\$ 554,588
Library	\$ 41,345	\$ 5,792	14%	\$ 35,553	86%	\$ 6,184	15%	\$ 392
RPU Electric	\$ 7,343,651	\$ 3,883,940	53%	\$ 3,459,711	47%	\$ 7,343,651	100%	\$ 3,459,711
RPU Water	\$ 2,462,656	\$ 906,791	37%	\$ 1,555,866	63%	\$ 2,462,656	100%	\$ 1,555,866
Totals:	\$ 24,574,079	\$ 10,987,660	45%	\$ 13,586,418	55%	\$ 19,002,086	77%	\$ 8,014,426



RiversideCA.gov

7

Study Findings by Fund

User Fee Fund	Current					Recommended		
	(A) Full Cost		(B) Current Revenue	(C) Current Subsidy	(D) Cost Recovery Policy	(E) Increased Revenue		
	User Fee Services							
101 - General Fund	\$ 12,689,935	\$ 5,402,523	43%	\$ 7,287,412	57%	\$ 8,152,723	64%	\$ 2,750,200
510 - Electric Fund	\$ 7,343,651	\$ 3,883,940	53%	\$ 3,459,711	47%	\$ 7,343,651	100%	\$ 3,459,711
520 - Water	\$ 2,462,656	\$ 906,791	37%	\$ 1,555,866	63%	\$ 2,462,656	100%	\$ 1,555,866
570 - Public Parking	\$ 2,077,837	\$ 794,407	38%	\$ 1,283,430	62%	\$ 1,043,057	50%	\$ 248,650
Totals:	\$ 24,574,079	\$ 10,987,660	45%	\$ 13,586,418	55%	\$ 19,002,086	77%	\$ 8,014,426




RiversideCA.gov

8


Changes in User Fees

User Fee Department	No. of Fees Increased	No. of Fees Decreased	No. of Fees with No Change	No. of Fees Added	No. of Fees Removed
Community Development					
<i>Code Enforcement</i>	18	2	4	0	0
<i>Arts & Cultural Affairs</i>	7	0	5	3	0
Public Works					
<i>Public Parking</i>	4	0	0	0	0
<i>Animal Services</i>	14	2	3	1	0
Police	30	14	57	0	2
Parks, Recreation, & Comm Svcs	78	0	0	12	0
City Clerk	4	1	4	0	0
Finance	3	7	7	0	0
Fire	71	27	57	21	9
Library	3	0	48	0	0
RPU Electric	28	5	0	7	3
RPU Water	47	7	19	5	7
Totals:	307	65	204	49	21

* Excludes deposits


RiversideCA.gov

9

- ## New Fees
- CEDD Arts & Cultural Affairs
 - Film Permit
 - Cancellation Penalties
 - PW Animal Services – Kennel/Cattery License
 - PRCS – Recreational classes
 - Fire – Plan Check & Inspection Fees
 - Credit Card Fee
 - RPU Electric
 - Plan Check fees
 - New Construction/Improvements
 - Customer Utility Services
 - RPU Water
 - Plan Check Fees
 - New Construction
 - Water Permits/Tests
- 
RiversideCA.gov

10

Deleted Fees

- Massage Therapist – handled by State
- Fire Inspection fees – remove redundancies
- Electric fees – Services no longer provided
- Water fees – Services no longer provided



11

RiversideCA.gov

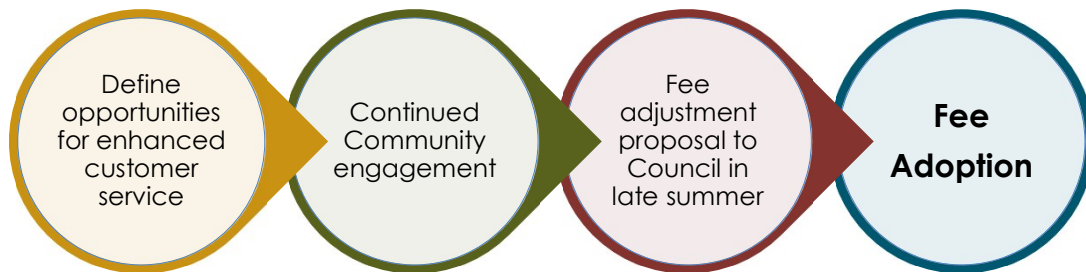
11

Next Steps – Developer Fees

CEDD - Building & Safety

CEDD - Planning

PW – Engineering



12

RiversideCA.gov

12

STRATEGIC PLAN ALIGNMENT



HIGH PERFORMING GOVERNMENT

CROSS-CUTTING THREADS



Community Trust



Equity



Innovation



Fiscal Responsibility



Sustainability and Resiliency


13RiversideCA.gov

13

RECOMMENDATIONS

That the City Council:

1. Receive and provide input on the Fees and Charges Study findings report from MGT of America Consulting, LLC; and
2. Set a public hearing for the adoption of the proposed user fees and charges and resolutions amending the City Fees and Charges Schedule for Fiscal Year 2024/25 on June 25, 2024.

14RiversideCA.gov

14