

Proposed FY 2022-2024 Biennial Budget

Finance Department

Budget Engagement Commission
June 9, 2022

RiversideCA.gov

1

CITYWIDE PROPOSED FY 2022-2024 BUDGET

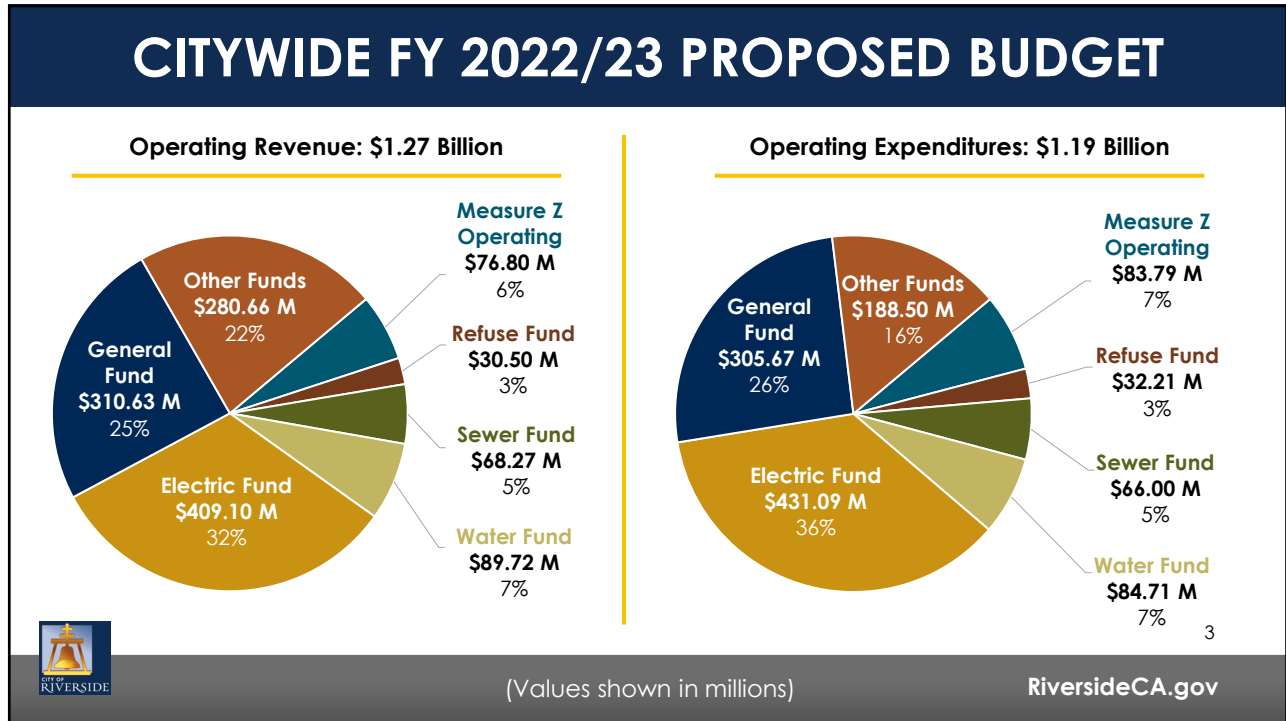
	FY 2022-23	FY 2023/24
Operating Revenue	\$ 1,063,326,506	\$ 1,102,507,410
Long-Term Debt Proceeds	57,700,000	-
Debt Transfers In	47,501,000	41,808,214
Operating Transfers In	97,148,568	107,056,976
Total Incoming Resources	\$ 1,265,676,074	\$ 1,251,372,600
Operating Expenditures	\$ 1,047,323,549	\$ 1,054,097,864
Debt Transfers Out	47,501,000	41,808,214
Operating Transfers Out	97,148,568	107,056,976
Subtotal	\$ 1,191,973,117	\$ 1,202,963,054
Capital Improvement Plan	\$ 163,307,170	\$ 115,173,721
Total Outgoing Resources	\$ 1,355,280,287	\$ 1,318,136,775



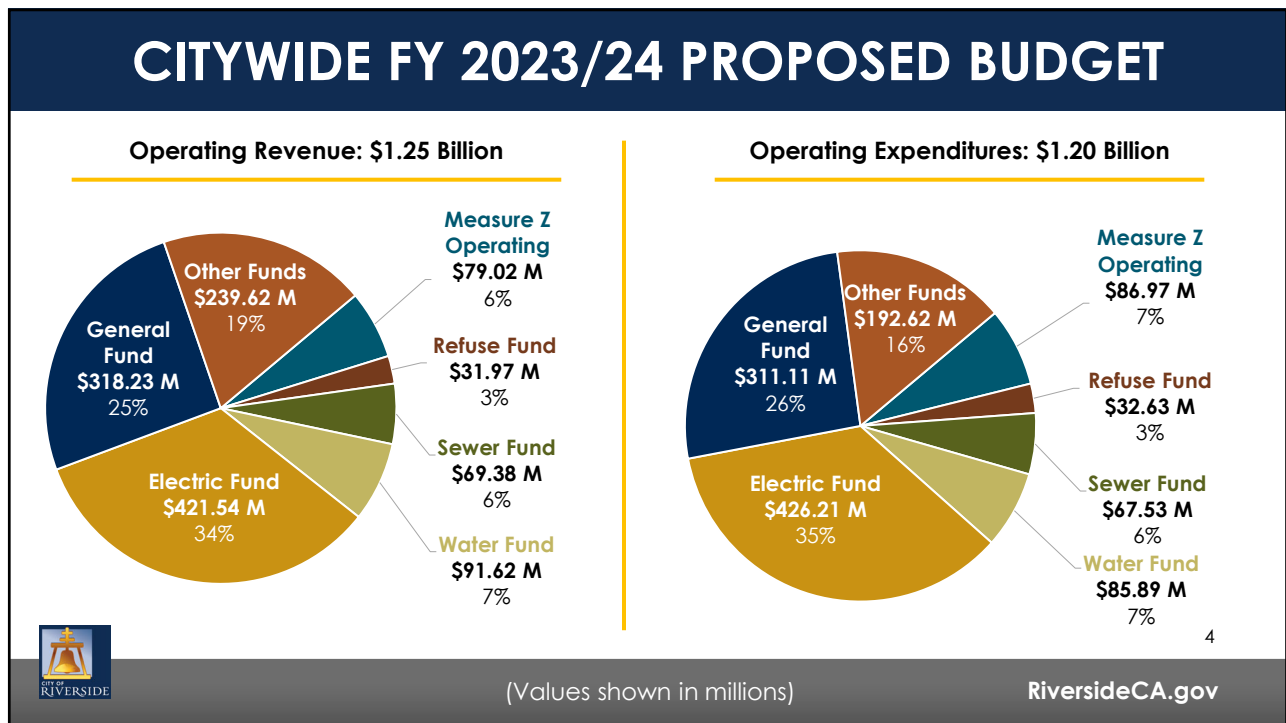
RiversideCA.gov

2

2



3



4

GENERAL FUND PROPOSED BUDGET

<i>(in millions)</i>	2018/19 Actuals	2019/20 Actuals	2020/21 Actuals	2021/22 Projected	2022/23 Proposed	2023/24 Proposed
Revenue	\$278.67	\$279.45	\$298.03	\$300.65	\$310.63	\$318.23
Expenditures	271.38	280.48	286.10	288.04	305.67	311.11
Surplus/(Deficit)	\$7.29	\$(1.03)	\$11.93	\$12.61	\$4.96	\$7.12

Items with potential fiscal impact, not included:

- Impact of new MOUs (set to expire)
- Legal challenges and certification of Measure C results (General Fund Transfer election)



5

RiversideCA.gov

5

CRITICAL NEEDS FUNDED BY MEASURE Z

Funding Request	FY 2022/23	FY 2023/24
Public Safety Engagement Team (PSET) Expansion (Urban)	\$ 2,038,405	\$ 1,959,730
Measure Z Deferred Maintenance - Ongoing	500,000	500,000
Sidewalk Repairs	600,000	600,000
Measure Z - Maximize Roads/Streets	8,000,000	8,000,000
PSET Wildland Team	5,859,685	4,633,429
Measure Z New Police Headquarters	737,025	4,609,963
Measure Z Tree Trimming	2,500,000	2,500,000
Office of Sustainability	391,293	398,636
Office of Homeless Solutions	157,307	162,479
Public Safety Enterprise Communication System (PSEC) Radios	343,438	343,438
Incorporated into Proposed Budget	\$ 21,127,153	\$ 23,707,675



6

RiversideCA.gov

6

MEASURE Z PROPOSED FIVE-YEAR SPENDING PLAN

(in millions)	2022	2023	2024	2025	2026	2027
Revenue	\$74.65	\$76.80	\$79.02	\$80.91	\$82.12	\$83.34
Expenditures	(74.14)	(83.79)	(86.97)	(86.29)	(88.51)	(89.61)
Encumbrances & Carryovers	-	-	-	-	-	-
Net Change in Fund Balance	\$0.51	\$(6.99)	\$(7.95)	\$(5.38)	\$(6.39)	\$(6.27)
Beginning Fund Reserves	\$38.78	\$39.29	\$32.30	\$24.35	\$18.97	\$12.58
Net Change in Fund Balance	0.51	(6.99)	(7.95)	(5.38)	(6.39)	(6.27)
Ending Unallocated Reserves	\$39.29	\$32.30	\$24.35	\$18.97	\$12.58	\$6.31

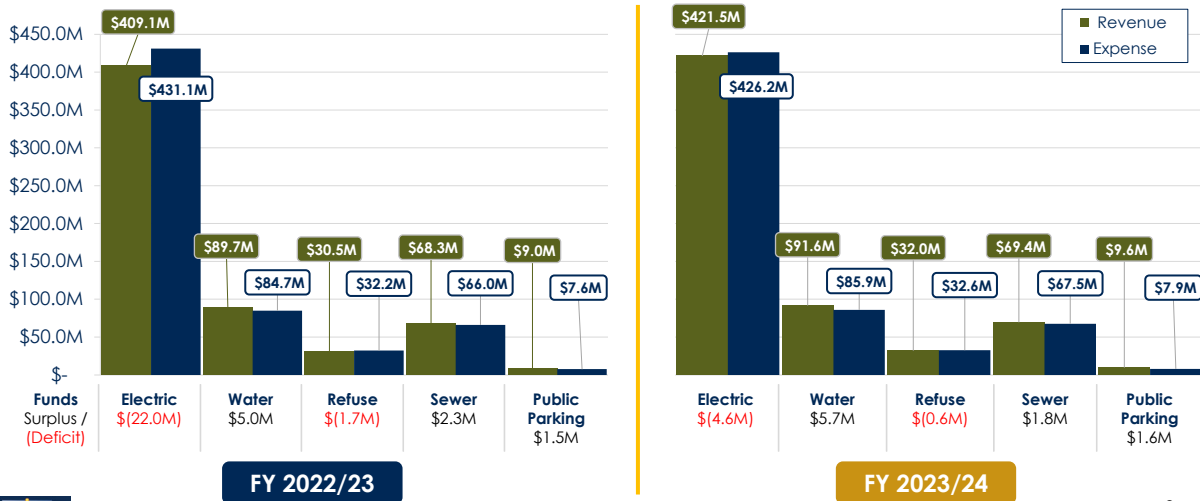


7

RiversideCA.gov

7

MAJOR ENTERPRISE FUNDS - OPERATING




8

RiversideCA.gov

8

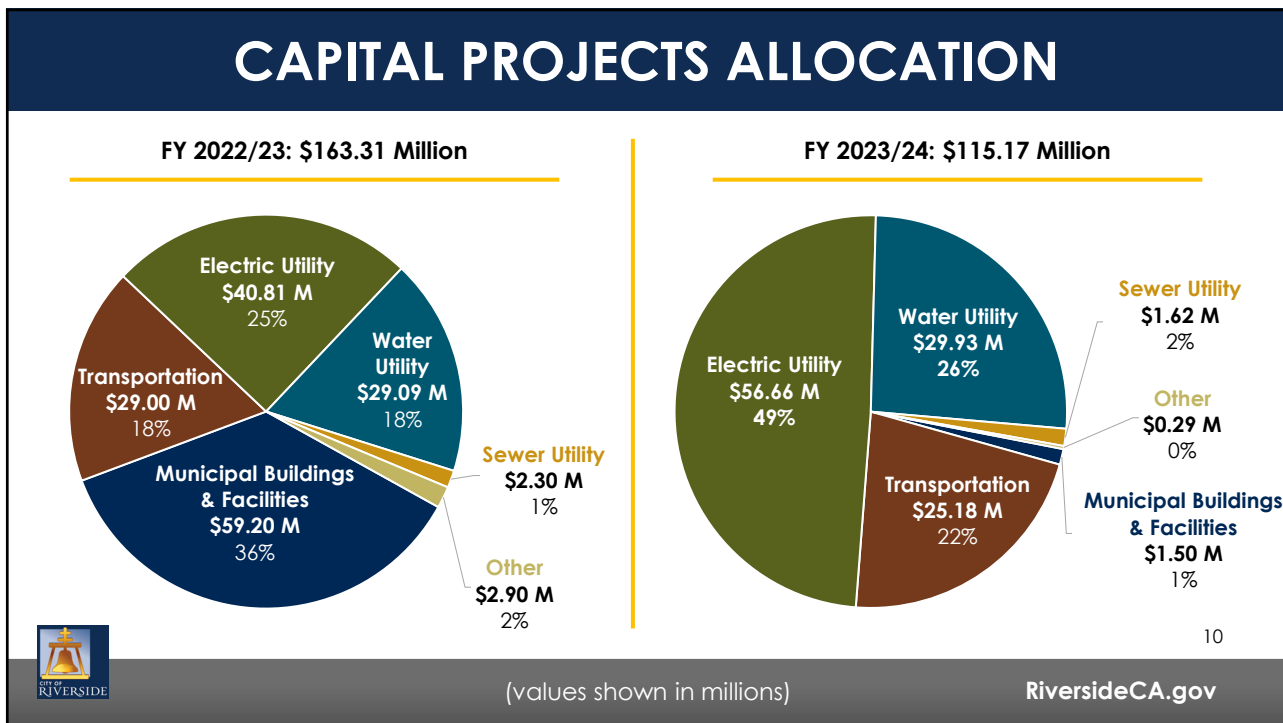
CAPITAL IMPROVEMENT PLAN

Project Category	FY 2022/23	FY 2023/24
Electric Utility	\$ 40,814,724	\$ 56,657,003
Water Utility	29,089,738	29,930,773
Sewer	2,297,609	1,615,000
Public Parking	1,250,000	190,000
Transportation	29,001,099	25,180,945
Railroads	804,000	-
Storm Drain	850,000	100,000
Municipal Buildings & Facilities	59,200,000	1,500,000
Total Capital Projects	\$ 163,307,170	\$ 115,173,721

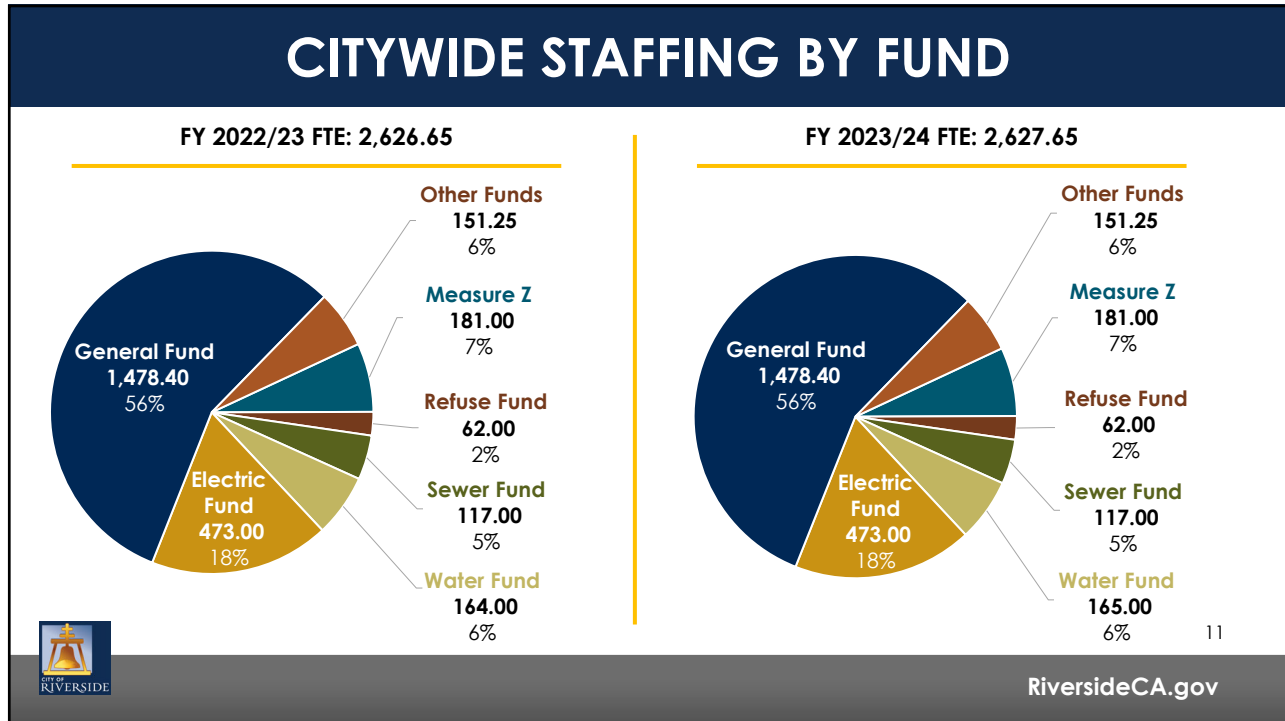

9

RiversideCA.gov

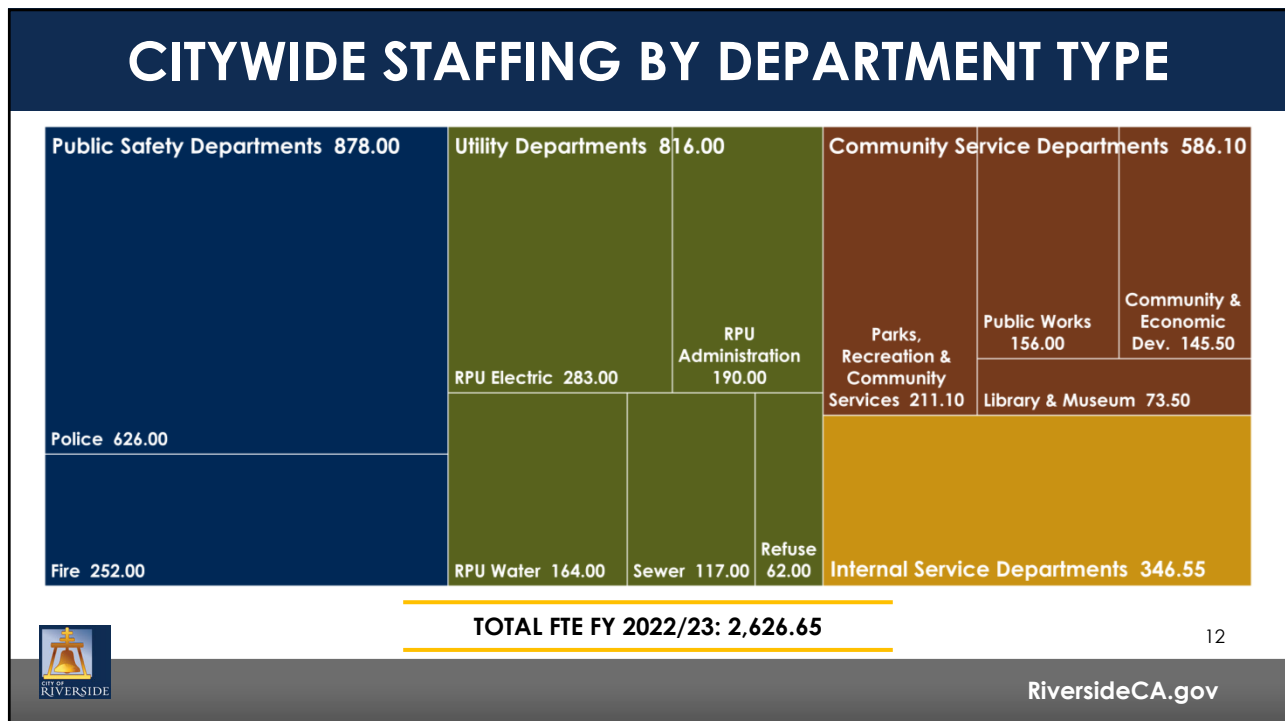
9



10



11



12

STRATEGIC PLAN ALIGNMENT



HIGH PERFORMING GOVERNMENT

CROSS-CUTTING THREADS



Community Trust



Equity



Innovation



Fiscal Responsibility



Sustainability and Resiliency



13

RiversideCA.gov

13

RECOMMENDATIONS

That the Budget Engagement Commission receive and provide input on the proposed Fiscal Year 2022-2024 Biennial Budget.



14

RiversideCA.gov

14