



ANNUAL REPORT ON USE OF THE VALUE AND PROCEEDS OF GREENHOUSE GAS ALLOWANCES

Riverside Public Utilities

Board of Public Utilities

June 23, 2025

RiversideCA.gov

1

BACKGROUND

GREENHOUSE GAS (GHG) ALLOWANCES LEGISLATIVE HISTORY

AB 32 (2006)

GHG Emissions to
1990 levels by 2020

SB 32 (2016)

GHG Emissions to 40%
below 1990 levels by
2030

AB 398 (2017)

Continuation of Cap-
and-Trade Program
through 2030



2

RiversideCA.gov

2

CAP AND TRADE PROGRAM

Publicly Owned Electric Distribution Utilities



3

RiversideCA.gov

3

RIVERSIDE'S ALLOWANCE ALLOCATION

2013-2024

- Received approximately 1 million allowances/year
- Met direct compliance obligations from 2013-2024
- Excess allowances were sold into the CARB's Cap-and-Trade quarterly auctions
- Proceeds earmarked to benefit electric ratepayers consistent with the Cap-and-Trade regulations

2025-2030

- Will receive fewer allowances than in prior period shown – amount declines through 2030
- Sufficient to cover the 2025-2030 direct compliance obligations
- Less revenue from excess allowances
- Excess allowances will be sold into the Cap-and-Trade auctions
- Proceeds earmarked to benefit electric ratepayers consistent with the Cap-and-Trade regulations



4

RiversideCA.gov

4

RIVERSIDE'S CURRENT ALLOWANCE ALLOCATION

2024-2030

1. Current allocated allowances sufficient to cover compliance obligations.
2. Ongoing regulatory changes will potentially further reduce allowance allocation after 2025.
3. As a result, RPU will have fewer allowances to sell at auction.

Year	Allowances
2024	1,015,558
2025	1,000,815
2026	991,145
2027	799,554
2028	609,032
2029	601,432
2030	583,388



5

RiversideCA.gov

5

CARB LIMITATIONS ON USE OF PROCEEDS

**Utility Governing Body
Imposed Limitations**

**Exclusively for the Benefit
of Retail Ratepayers**

**Prohibit Offsetting
Obligations for CAISO
Market Sales**

**Must Spend Proceeds
Within 10 Years**



6

RiversideCA.gov

6

RIVERSIDE'S POLICY ON USE OF PROCEEDS



1. Use of proceeds is subject to limitations imposed by Utilities' governing body
2. RPU Board approved the initial City Policy on the Permitted Use of Greenhouse Gas Allowance Value and Proceeds in 2014
 - a. Updated the policy in 2016 and 2021
 - b. Added the City Council to the approval process
 - c. Modified the policy to add permissible uses and remove any policies that were inconsistent with new laws and regulations
3. Policy requires annual reports on the use of allocated allowance value and proceeds of GHG to be provided to the Board



7

RiversideCA.gov

7

REPORTING REQUIREMENTS



1. City must track the value and proceeds from the sale of GHG allowances separately
2. Proceeds must be earmarked for the benefit of RPU's electric retail customers consistent with the goals of AB 32
3. Section 95892(e) requires EDUs to prepare an annual report to CARB's Executive Officer describing the disposition of any auction proceeds and allowance value received in the prior calendar year



8

RiversideCA.gov

8

USE OF ALLOCATED ALLOWANCE VALUE AND PROCEEDS OF GHG ALLOWANCES

	DCFC at City Hall	Ice Energy Pilot Program	City-Wide LED Street Lights	Excess Renewables	Total
CC Appr. Year	10/6/2015	3/3/2015	9/6/2016	9/6/2016	
	Proceeds (\$)				
2016	\$28,205	\$300,000	\$0	\$0	\$328,205
2017	\$0	\$1,543,340	\$159,309	\$0	\$1,702,649
2018	\$0	\$514,528	\$300,274	\$7,547,593	\$8,362,395
2019	\$0	\$1,826,002	\$346,742	\$3,456,067	\$5,628,811
2020	\$0	\$0	\$2,397,538	\$5,535,680	\$7,933,218
2021	\$0	\$0	\$2,564,194	\$8,102,097	\$10,666,291
2022	\$0	\$0	\$1,852,780	\$11,450,421	\$13,303,201
2023	\$0	\$0	\$2,026,476	\$11,344,851	\$13,371,327
2024	\$0	\$0	\$112,491	\$8,067,230	\$8,179,721
Total	\$28,205	\$4,183,870	\$9,759,803	\$55,503,939	\$69,475,817
Reserve Balance (including interest) as of December 31, 2024					\$31,812,720



RiversideCA.gov

9

USE OF ALLOCATED ALLOWANCE VALUE AND PROCEEDS OF GHG ALLOWANCES

	DCFC at City Hall	Ice Energy Pilot Program	City-Wide LED Street Lights	Excess Renewables	Total
Year	GHG Emissions Avoided (MT CO2e)				
2018**		1,362	934	24,506	26,802
2019		1,820	965	10,058	12,843
2020		-	6,940	16,272	23,212
2021		-	7,103	22,293	29,396
2022		-	5,317	32,270	37,587
2023		-	5,817	31,344	37,161
2024		-	410	20,813	21,223
Total	**	3,182	27,486	157,556	188,224

** GHG emissions accounting methodology for the annual CARB reports began in 2018. **RPU must use methodology provided by CARB to complete the calculation.** Expenditures prior to 2018 do not have an estimated GHG emissions savings as a result.


10



RiversideCA.gov

10


STRATEGIC PLAN ALIGNMENT



Strategic Priority 4 – Environmental Stewardship


Goal 4.1 – Rapidly Decrease Riverside's Carbon Footprint by Acting Urgently to Reach a Zero Carbon Electric Grid with the Goal of Reaching 100% Zero-Carbon Electricity Production by 2040 while Continuing to Ensure Safe, Reliable and Affordable Energy for All Residents.


Goal 4.6 – Implement the requisite measures to achieve citywide carbon neutrality no later than 2040.


Cross-Cutting Threads



Community Trust


Equity


Fiscal Responsibility


Innovation


Sustainability & Resiliency




11

RiversideCA.gov

11

RECOMMENDATION

That the Board of Public Utilities receive and file an update on the City of Riverside's Use of Allowance Value and Proceeds of Greenhouse Gas Allowances.



12

RiversideCA.gov

12