



Park and Recreation Commission

City of Arts & Innovation

TO: HONORABLE COMMISSIONERS **DATE: MAY 20, 2024**

FROM: PARKS, RECREATION AND COMMUNITY SERVICES DEPARTMENT

SUBJECT: BUDGET PRESENTATION FOR FISCAL YEARS 2024-2025 AND 2025-2026

ISSUE:

The issue before the Park and Recreation Commission is a budget presentation for Fiscal Years 2024-2025 and 2025-2026.

RECOMMENDATION:

That the Park and Recreation Commission provide input as appropriate and make a motion to receive the report for file.

BACKGROUND:

Per City Charter, the Park and Recreation Commission is to consider the annual budget for the Parks, Recreation and Community Services Department's operations during its preparation, and make recommendations with respect thereto to the City Council and the City Manager. The proposed budget for the Parks, Recreation and Community Services Department (PRCSD) will be presented to City Council, following a series of public meetings and internal actions. City Council will adopt the Fiscal Years 2024-2025 and 2025-2026 (FY) Budget and FY 2024-2025 Capital Improvement Plan on June 25, 2024.

DISCUSSION:

The PRCSD employs over 200 full-time equivalent positions organized into six sections to provide innovative recreation experiences and social enrichment opportunities to people of all ages and cultures, in a variety of safe and attractive parks, trails, landscapes, and facilities and one division for debt. The tables and charts below provide a summary of the Department's total budget by fund, division, and a revenue summary.

Fund Summary

The PRCSD administers programs in five funds. A majority of the department's funding is from the General Fund. Other funds that contribute to the department's budget are Measure Z, Special District funds, Special Capital Improvement, and Special Transportation. The total department baseline budget for FY 24/25 is \$40 million and \$41.1 million in FY 25/26.

Measure Z funds received by the Parks Division supports a tree trimming grid schedule in the amount of \$250,000 per year.

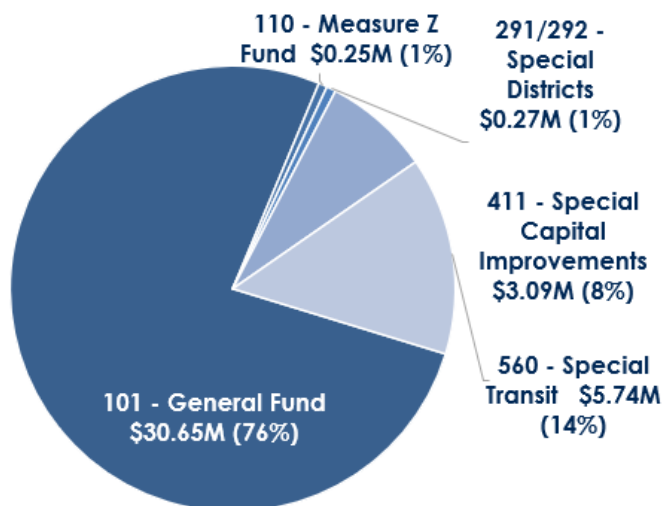
The Special District Funds in the amount of approximately \$270k in FY 24/25 and \$280k in FY 25/26, is compiled of revenues collected through property tax assessments and are used to pay landscape maintenance for the Riverwalk, Loving Homes, and Village at Canyon Crest areas.

The Special Capital Improvement Fund in the amount of \$3 million pays for debt service previously issued for capital projects. If the user fees are insufficient to pay for the debt service, the General Fund must contribute the amount required to pay the debt.

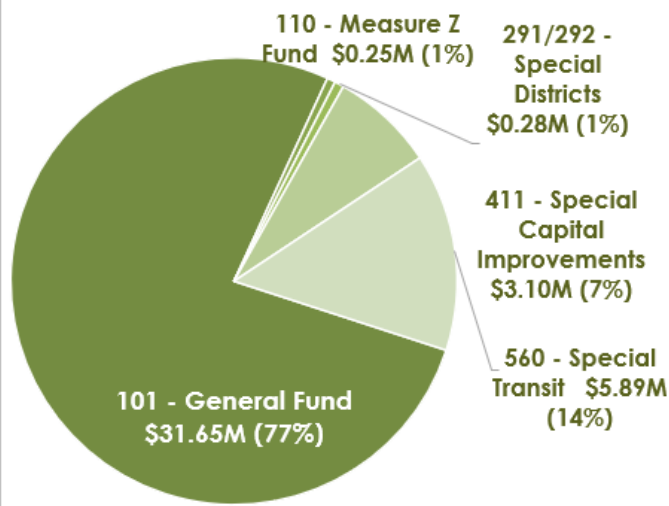
The Special Transit Fund, in the amount of \$5.7 million in FY 24/25 and \$5.8 million in FY 25/26, partners with the Riverside Transportation Authority to provide municipal transit services to the Riverside community.

BUDGET OVERVIEW

FY 2024/25 Expenditures



FY 2025/26 Expenditures



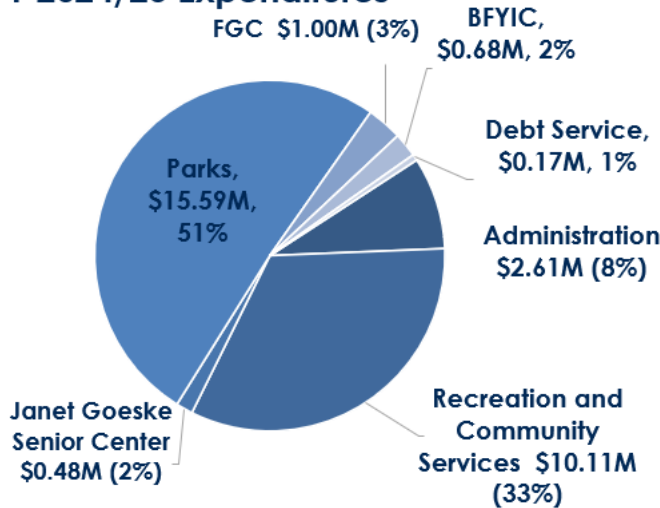
General Fund Budget

The Department's General Fund proposed budget includes operating costs, charges to and from other departments, and debt service. The General Fund budget was developed based off of the cost for current service levels, and a budget target was not required. Any funding beyond current level of services for personnel and non-personnel was required to be a supplemental request for funding.

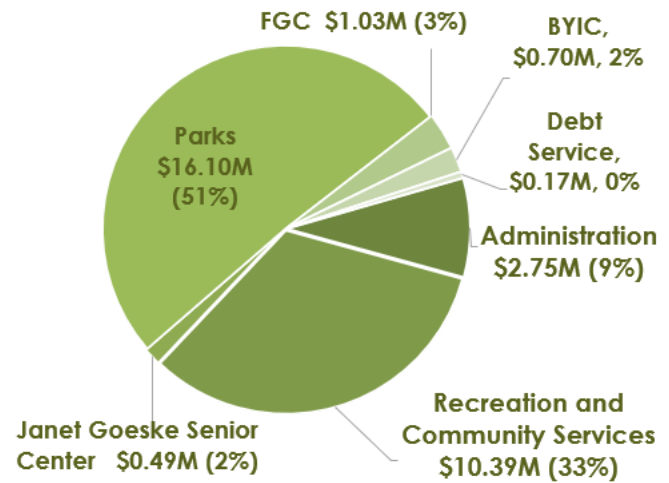
The General Fund Budget includes Administration, Parks, Recreation and Community Services, the Bourns Family Youth Innovation Center, the Fairmount Golf Course, the Janet Goeske Senior Center, and Debt Service Sections. The General Fund Budget totals \$30.65 million in FY 24/25 and \$31.65 million in FY 25/26.

GENERAL FUND BUDGET BY DIVISION

FY 2024/25 Expenditures



FY 2025/26 Expenditures



Revenue

The PRCSD generates revenues to help offset its impact on the General Fund. Due to the Novel Coronavirus (COVID-19) revenue has not reached 2019 levels; but has been increasing since the beginning of the pandemic. The American Rescue Plan Act Grant funds have assisted in increasing revenue by offering scholarships for Special Recreational Programming:

DEPARTMENT REVENUE			
Program/Activity	FY 23/24 Adopted	FY 24/25 Proposed	FY 25/26 Proposed
Swimming Pool	\$405,000	\$252,500	\$255,000
Special Recreation Programs	\$1,343,000	\$1,376,575	\$1,410,989
Park Rentals	\$1,211,620	\$1,130,336	\$1,165,048
Land and Building Rentals	\$219,977	\$193,840	\$196,883
Fairmount Golf Course	\$520,125	\$617,100	\$623,200
Non-Resident Use Fee	\$12,546	\$13,000	\$13,000
Miscellaneous	\$24,275	\$17,200	\$17,200
Youth Innovation Center Special Recreation Program	\$102,000	\$65,000	\$67,000
Youth Innovation Center Park Rentals	\$38,380	\$0	\$0
Total	\$3,876,923	\$3,665,551	\$3,748,320

Supplemental Requests

The PRCSD submitted approximately \$5 million in requests for funding for Personnel and Non-Personnel for all divisions. \$3.7 million in Personnel Requests and \$1.3 in Non-Personnel requests were submitted by the Department. The requests would expand services for Parks, Recreation, Planning and Administration, additional programming, special events, capital

projects, parks maintenance, and administrative support were included in the request.

Administration and Planning Requests

The Administration Division, which encompasses Executive Management, Administration and Planning, requested additional funding for personnel and funding for 2 Park Master Plans. The funding request would focus on the project management and grant management of capital improvement projects and the administrative support of the planning division.

Operations and Maintenance

The Parks Division and Golf Course requested additional funding for operations, maintenance, and administrative support. Requests included a Landscape Maintenance Inspector to oversee local parks, the Fairmount Golf Course and Riverwalk Landscape Maintenance District. Additional Park Maintenance Workers were requested in the areas of graffiti and vandalism, parks and open space, and facility maintenance. New positions were requested to provide supervision over the Fairmount Golf Course operations and assist with the Adopt-a-Park Program, 311 data entry, and accounts payable. Non-personnel funding was requested for renovations and repairs at the golf course, weed abatement at Mt. Rubidoux, and one-time funding for the removal of hazardous, diseased, and infected trees.

Programming and Special Events

The Recreation Division requested an increase in positions for management, coordinators, and instructors. In addition to positions non-Personnel requests were submitted. A request was submitted for special events, community center programming, senior programming, aquatics, Friendly Stars, and therapeutic recreation. Additional requests included the expansion of special events to include a new Latin Festival, the expansion of Summer Concerts and contract increases for the 4th of July Firework Shows.

STRATEGIC PLAN ALIGNMENT:

This item contributes to **Strategic Priority No. 5 – High Performing Government** “Provide world class public service that is efficient, accessible and responsive to all.”

This item contributes to **Goal 5.3** – Enhance communication and collaboration with community members to improve transparency, build public trust and encourage shared decision making.

This action aligns with each of the Cross-Cutting Threads as follows:

1. **Community Trust** – This item delivers timely and reliable information to the City’s Park and Recreation Commission and promotes transparency to the public in regard to the Department Budget and Citywide Budget Process.
2. **Equity** – Discussing the budget at the Park and Recreation Commission meeting offers an accessible forum for all of the community to provide feedback and be included in the budget process.
3. **Fiscal Responsibility** – Discussing the budget through a public forum promotes transparency on how public goods are being utilized.

4. **Innovation** – The response to budget inquiries promotes collaboration between the Department and the Park and Recreation Commission, in ensuring the Department continues to focus on finding innovative ways to fund the changing needs of the community.
5. **Sustainability & Resiliency** – The Park and Recreation Commission's input on the budget process ensures the Department continues to address community needs and find alternative ways of meeting those needs.

FISCAL IMPACT:

There is no fiscal impact associated with receiving this report to file.

Prepared by: Gabriella M. Garcia, Administrative Services Manager
Approved by: Pamela M. Galera Parks, Recreation and Community Services Director

Attachments: PowerPoint Presentation