



RPU Safety Metrics - OSHA

0

Death Incidents

3

Away From Work Incidents

33

Restricted Duty Incidents

50

OSHA Reported Incidents

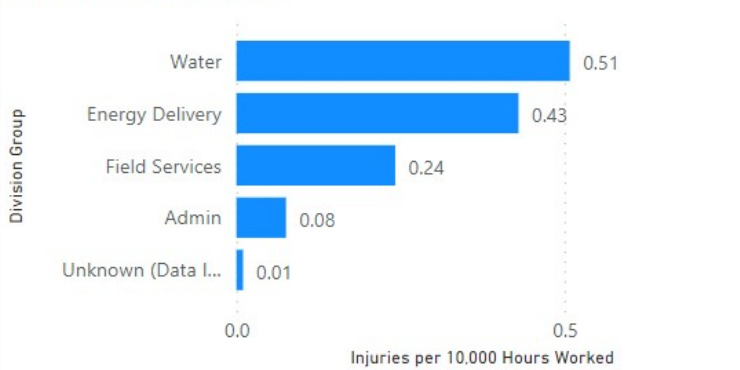
1/1/2022

8/1/2023

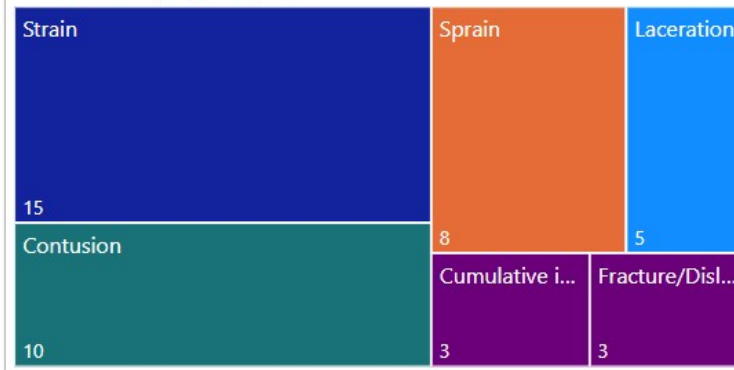
Division Group

All

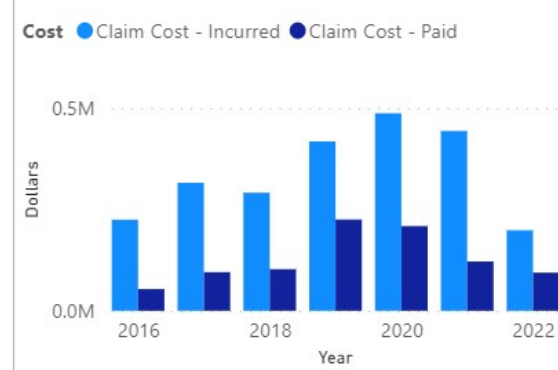
Most at Risk Divisions



Nature of Injury (Top 5)



Claim Costs



Incidents by Month (Aggregated to 1st of Month)



OSHA Reportable Rate (ORR) and Other

