

# RIVERSIDE SPORTS ENTERTAINMENT DISTRICT

Riverside, California



# RIVERSIDE SPORTS ENTERTAINMENT DISTRICT SITE PLAN



## Site Legend

- ① **5,005 Seat Expandable Multiuse Stadium:** Soccer, Rugby, Football, Lacrosse.
- ② **Stadium Hotel** with 108 Keys.
- ③ **Riverside Live** Venue w/ 25,620 sf - interior.
- ④ **Riverside Live** 46,864 sf - outdoor area/ Farmers Market and other Community Event
- ⑤ **Riverside Sports and Games Entertainment Complex**  
includes: Pickleball, Padel, Tennis and Games
  - Ground Floor Area = 89,029 sf.
  - Mezzanine Area = 40,971 sf.
- ⑥ **Soccer Fields:** 2 regulation size multisport & 4 youth size fields.
- ⑦ **Residential:** 4 Floors over 2 Floors of Retail with shared parking: 322 units and 385 parking spaces w/ 54,000 sf of Lobby/ Retail/ Amenity.  
Green Roof Area = 60,020 sf.
- ⑧ **Residential:** 4 Floors over 2 Floors of Retail with shared parking: 350 units and 385 parking spaces w/ 59,000 sf of Lobby/ Retail/ Amenity.  
Green Roof Area = 65,180 sf.
- ⑨A **Residential:** 4 Floors over 2 Floors of Retail with shared parking: 238 units and 385 parking spaces w/ 40,000 sf of Street-Front Retail.  
Green Roof Area = 39,412 sf.
- ⑨B **Residential:** 4 Floors over 2 Floors of Retail with shared parking: 238 units and 385 parking spaces w/ 40,000 sf of Street-Front Retail.  
Green Roof Area = 39,412 sf.
- ⑩ **Central Park** - 141,191 sf total area.
- ⑪ **Food Concessions** = 1,440 sf
- ⑫ **Bathrooms** = 1,440 sf
- ⑬ **Beer Garden** = 14,920 sf
- ⑭ **Dog Park** = 31,073 sf
- ⑮ **Parking** = 665,178 sf
- ⑯ **E.V. Parking**
- ⑰ **Bicycle Parking** = 2,167 sf
- ⑱ **Ride Share Access**
- ⑲ **Parking Access**
- ⑳ **Toddler's Park** = 10,800 sf
- ㉑ **Kid's Park** = 10,440 sf

### Parking Summary:

Regular Parking: 1,858 spaces  
 E.V. Parking: 100 spaces  
 Residential / Retail Garage: 1,540 spaces. 4 x (385 spaces each Bldg).  
**Total Parking: 3,498 spaces.**

**Total Residential Units: 1,148 units.**

### Stadium Seating Capacity

Regular Seats = 3,546  
 Suites Seats = 80  
 Club Seats = 112  
 Premium Seats = 284  
 Supporters Stands = 983  
**Total Seats = 5,000 Expandable to 15,000**




# RIVERSIDE SPORTS ENTERTAINMENT DISTRICT





# RIVERSIDE SPORTS ENTERTAINMENT DISTRICT






# RIVERSIDE SPORTS ENTERTAINMENT DISTRICT





# RIVERSIDE SPORTS ENTERTAINMENT DISTRICT





# RIVERSIDE SPORTS ENTERTAINMENT DISTRICT






# RIVERSIDE SPORTS ENTERTAINMENT DISTRICT





# RIVERSIDE SPORTS ENTERTAINMENT DISTRICT





# RIVERSIDE SPORTS ENTERTAINMENT DISTRICT





# CENTRAL PARK NORTH ENTRY ACCESS





# CENTRAL PARK



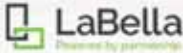


# CENTRAL PARK





# CENTRAL PARK PARKING SOUTH ENTRANCE





# CENTRAL PARK MAIN STREET PEDESTRIAN VIEW





# CENTRAL PARK PERFORMANCE GARDEN





## CENTRAL PARK PEDESTRIAN STREET VIEW






# CENTRAL PARK PEDESTRIAN STREET VIEW





# TODDLERS PARK AERIAL VIEW





# TODDLERS PARK VIEW





# KIDS PARK AERIAL VIEW





## KIDS PARK PEDESTRIAN VIEW





# DOG PARK





# DOG PARK BEER GARDEN





# PRACTICE FIELD AERIAL VIEW





# PRACTICE FIELD PEDESTRIAN VIEW





# E.V. PARKING & BICYCLE PARKING STATION AERIAL VIEW





# RIVERSIDE LIVE STAGE OUTDOOR CONCERT AERIAL VIEW





# RIVERSIDE LIVE STAGE OUTDOOR AERIAL VIEW





# RIVERSIDE STADIUM AERIAL VIEW





# RIVERSIDE STADIUM STREET ACCESS PEDESTRIAN VIEW





# RIVERSIDE SPORTS BUILDING COMPLEX PEDESTRIAN STREET ACCESS VIEW





RIVERSIDE SPORTS BUILDING COMPLEX PEDESTRIAN PLAZA STREET ACCESS VIEW 





# RIVERSIDE SPORTS ENTERTAINMENT DISTRICT SITE PLAN

