



Planned Routine Capital Projects Over \$500,000 for Electric and Water For FY 2017/18

Board of Public Utilities
July 10, 2017

RiversidePublicUtilities.com



1


OUTLINE

1. Electric routine capital projects
2. Water routine capital projects

RiversidePublicUtilities.com



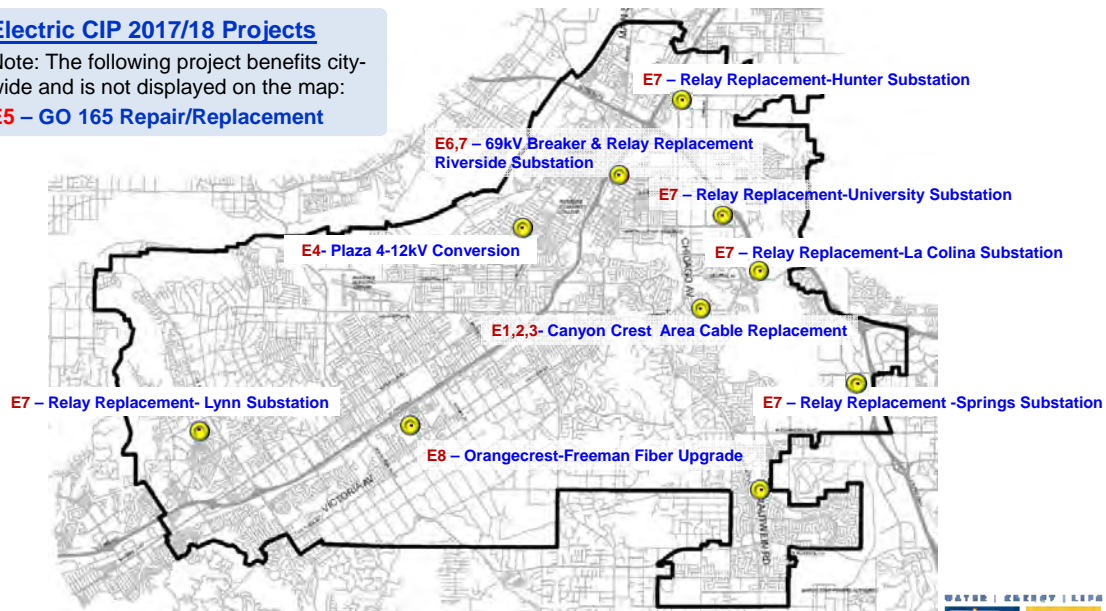
2



Electric CIP 2017/18 Projects

Note: The following project benefits city-wide and is not displayed on the map:

E5 – GO 165 Repair/Replacement



RiversidePublicUtilities.com



4

FY 2017/18 Proposed CIP Budget – Electric Utility

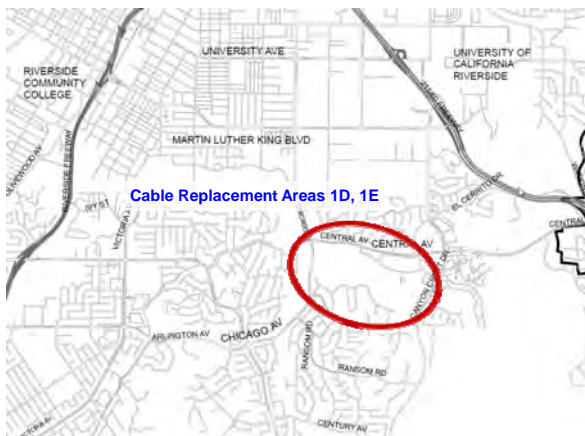
Aging Infrastructure Replacement



5

RiversidePublicUtilities.com

FY 17-18 Projects Cable Replacement – Project 1



- Cable replacement – Canyon Crest Area 1D & 1E
- Estimated Project Cost - **\$2,200,000**
- Ward – 2
- Map location – **E1**

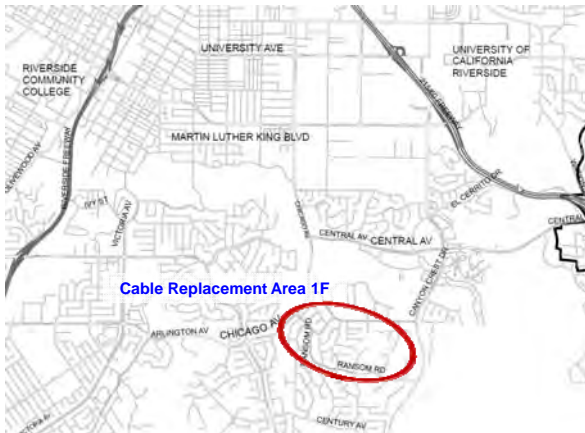


6

RiversidePublicUtilities.com

FY 17-18 Projects

Cable Replacement – Project 2



- Cable Replacement – Canyon Crest Area 1F
- Estimated Project Cost - **\$2,700,000**
- Ward – 2
- Map location – **E2**

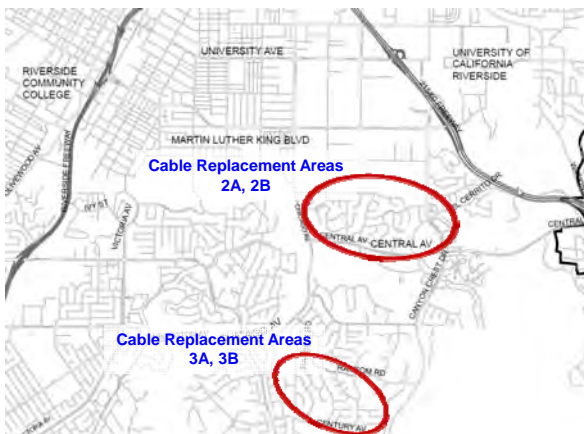
RiversidePublicUtilities.com



7

FY 17-18 Projects

Cable Replacement – Project 3



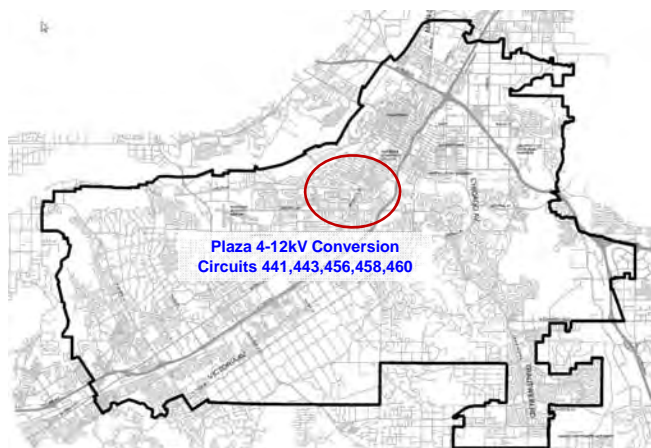
- Cable Replacement – Canyon Crest Area 2A, 2B, 3A, 3B
- Estimated Project Cost - **\$2,900,000**
- Ward – 2
- Map location – **E3**

RiversidePublicUtilities.com



8

FY 17-18 Projects 4-12kV Conversion



- Plaza 4-12kV Conversion – Circuits 441, 443, 456, 458, 460.
- Estimated Project Cost - **\$5,400,000**
- Ward –1, 3
- Map location – **E4**

RiversidePublicUtilities.com



9

FY 17-18 Projects G.O. 165 Repair/Replacement



- Replacement of 200 poles and 6 underground structures as a result of intrusive inspections.
- Estimated Project Cost - **\$3,900,000**
- Ward – All
- Map location – **E5**

RiversidePublicUtilities.com



10

FY 2017/18 Proposed CIP Budget – Electric Utility

Substation Upgrades/Additions

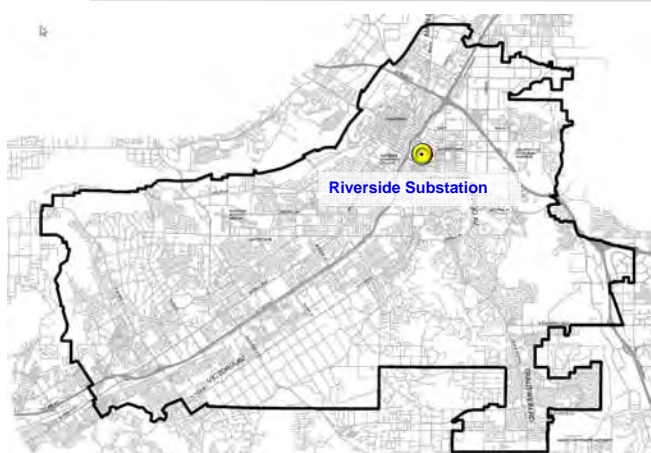


RiversidePublicUtilities.com



11

FY 17-18 Projects Substation Circuit Breaker Replacement



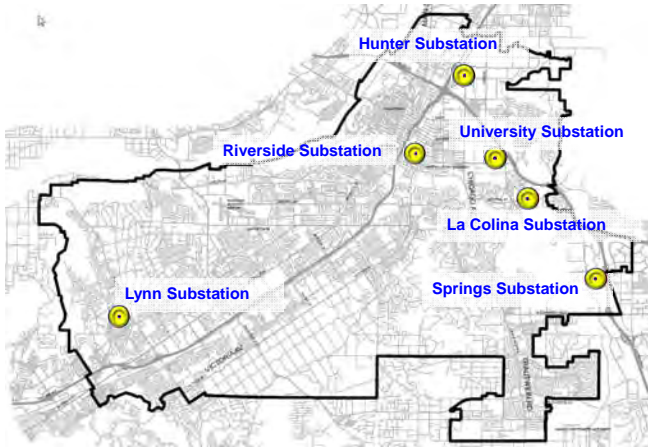
- 69kV Circuit Breaker Replacement – 9
- Estimated Project Cost - **\$2,300,000**
- Ward – 1, 2
- Map location – **E6**
- 2 year project

RiversidePublicUtilities.com



12

FY 17-18 Projects Substation Relay Replacement



- Sub-transmission Relay Replacement at 6 Substations
- Estimated Project Cost - **\$2,600,000**
- Ward – 1,2,7
- Map location – **E7**
- 2 year project

RiversidePublicUtilities.com



13

FY 2017/18 Proposed CIP Budget – Electric Utility

City-Wide Communications



Additional Fiber Paths

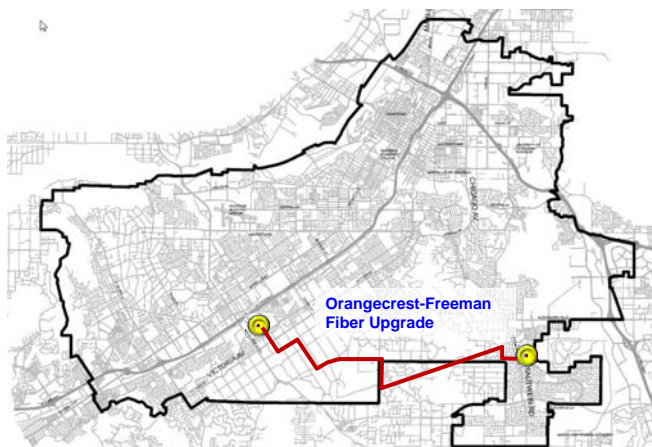


RiversidePublicUtilities.com



14

FY 17-18 Projects Fiber Upgrades



- Orangecrest-Freeman fiber upgrade.
- Estimated Project Cost - **\$1,300,000**
- Ward – 4,5
- Map location – **E8**

RiversidePublicUtilities.com

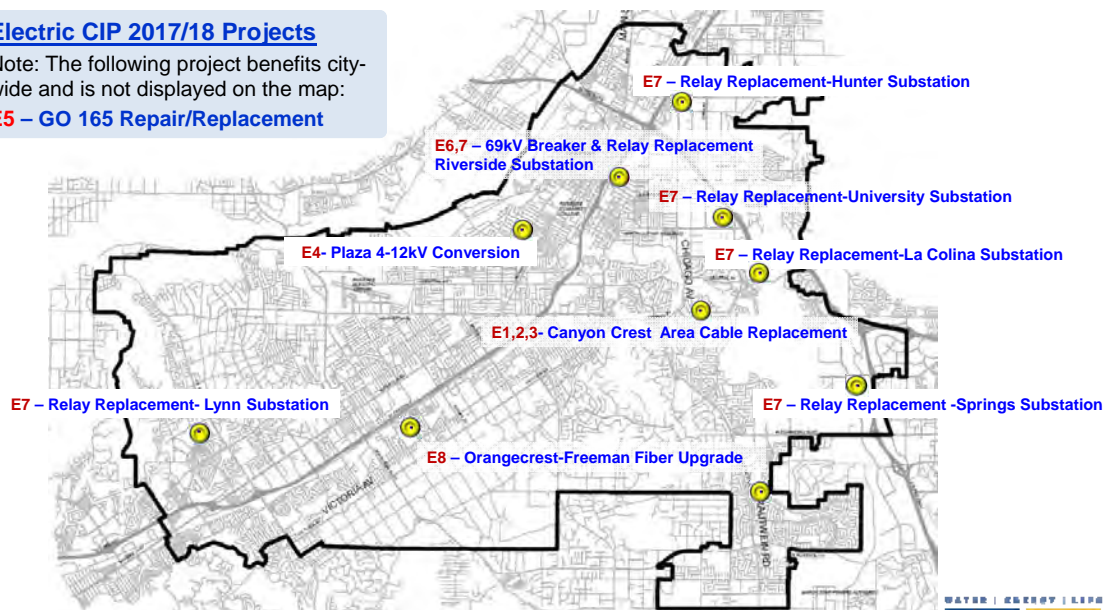


15

Electric CIP 2017/18 Projects

Note: The following project benefits city-wide and is not displayed on the map:

E5 – GO 165 Repair/Replacement



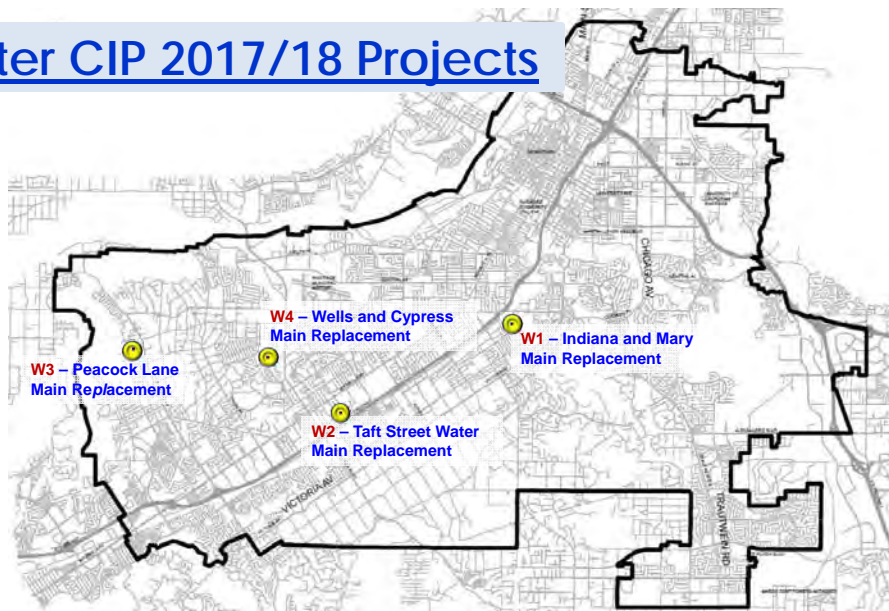
RiversidePublicUtilities.com



16



Water CIP 2017/18 Projects



RiversidePublicUtilities.com



18

FY 2017/18 Proposed CIP Budget – Water Utility

Main Replacement Projects



RiversidePublicUtilities.com



19

FY 2016/17 Routine Main Replacement Projects

Water Project Name	Status	Budget (Millions)	Length (Miles)	Percent of Planned
Arroyo Drive	In Construction (Contractor)	\$2.0	1.3	22%
Brockton and Palm	Completed	\$0.7	0.1	2%
Tenth and Eleventh	In Construction (City Forces)	\$1.7	0.8	14%
Ambs Drive	In Construction (City Forces)	\$1.5	1.0	17%
Magnolia and Ramona	In Construction (Contractor)	\$2.7	1.5	26%
Colorado and Toyon	In Construction (Contractor)	\$3.0	1.7	29%
FY 2016/17 Total		\$11.6	6.4	110%
Planned FY 2016/17		\$7.6	5.8	

RiversidePublicUtilities.com

20



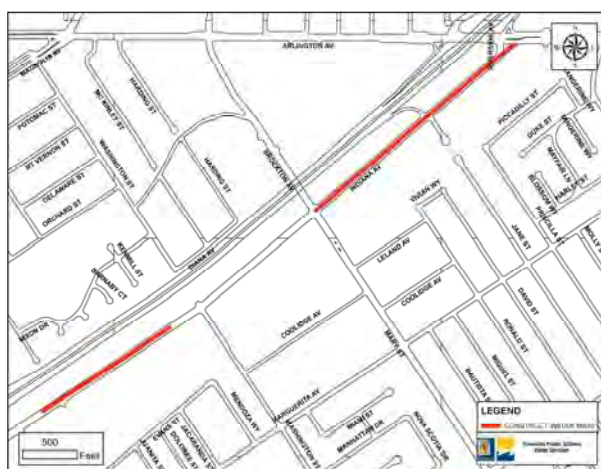
20

FY 2017/18 Routine Main Replacement Projects

No.	Water Project Name	Status	Budget (Millions)	Length (Miles)	Percent of Planned
W1	Indiana and Mary	Board Authorization (7/10/17)	\$2.0	0.7	27%
	Mission Inn Pipeline Rezoning (Nonroutine Main Replacement Project)	In Design (FY 2017/18 Construction)	\$2.7	1.0	38%
W2	Taft Street	In Planning*	\$2.2	1.2	46%
W3	Peacock Lane	In Planning*	\$1.4	0.6	23%
W4	Wells and Cypress	In Planning*	\$7.7	3.7	142%
		FY 2017/18 Total	\$16.0	7.2	276%
		Planned FY 2017/18	\$3.4	2.6	

*Project to be constructed in FY 2017/18 or FY 2018/19 pending funding availability.

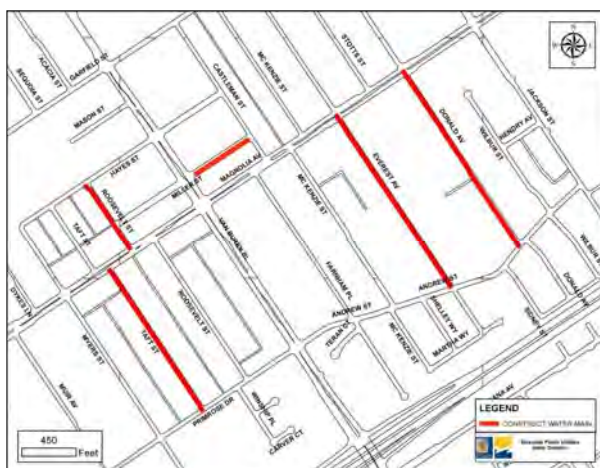
FY 2017/18 Projects Indiana and Mary Water Main Replacement



- Replace old and undersized cast iron/asbestos cement mains and install ~ 3,500 LF of new ductile iron water mains for water system reliability.
- Estimated Project Cost – **\$2,000,000**
- Wards – 3 & 4
- Map location – **W1**

FY 2017/18 Projects

Taft Street Water Main Replacement



- Replace old and undersized cast iron/steel mains and build ~ 6,200 LF of new ductile iron water mains for water system reliability.
- Estimated Project Cost – **\$2,200,000**
- Ward – 5
- Map location – **W2**

RiversidePublicUtilities.com

23



23

FY 2017/18 Projects

Peacock Lane Water Main Replacement



- Replace old and undersized asbestos cement/steel mains and build ~ 3,300 LF of new ductile iron water mains for water system reliability.
- Estimated Project Cost – **\$1,400,000**
- Ward – 7
- Map location – **W3**

RiversidePublicUtilities.com

24



24

FY 2017/18 Projects

Wells and Cypress Street Water Main Replacement



- Replace old and undersized asbestos cement/cast iron/steel mains and build ~ 19,300 LF of new ductile iron water mains for water system reliability.
- Estimated Project Cost – **\$7,700,000**
- Ward – 6
- Map location – **W4**

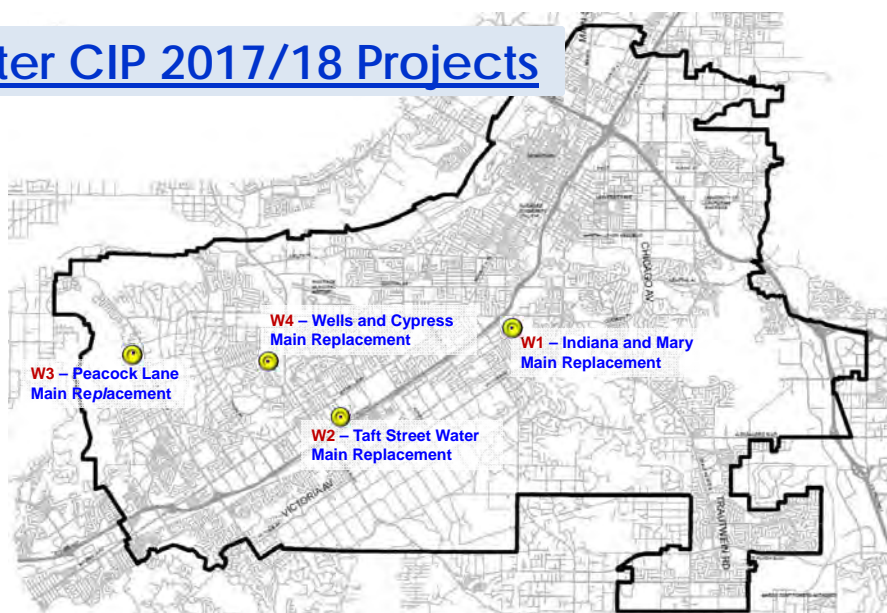
RiversidePublicUtilities.com

25



25

Water CIP 2017/18 Projects



RiversidePublicUtilities.com



26

Recommendation

That the Riverside Public Utilities Board receive this report.