

Revised

(Slide 6 Budget History revised to correct printing error. Revisions are highlighted.)



FY 2022-2024 PRELIMINARY BUDGET OVERVIEW

Public Works Department







Budget Engagement Commission
March 31, 2022

RiversideCA.gov


1

DEPARTMENT FUNCTIONS

FTE 335.0
Administration 9.0 FTE

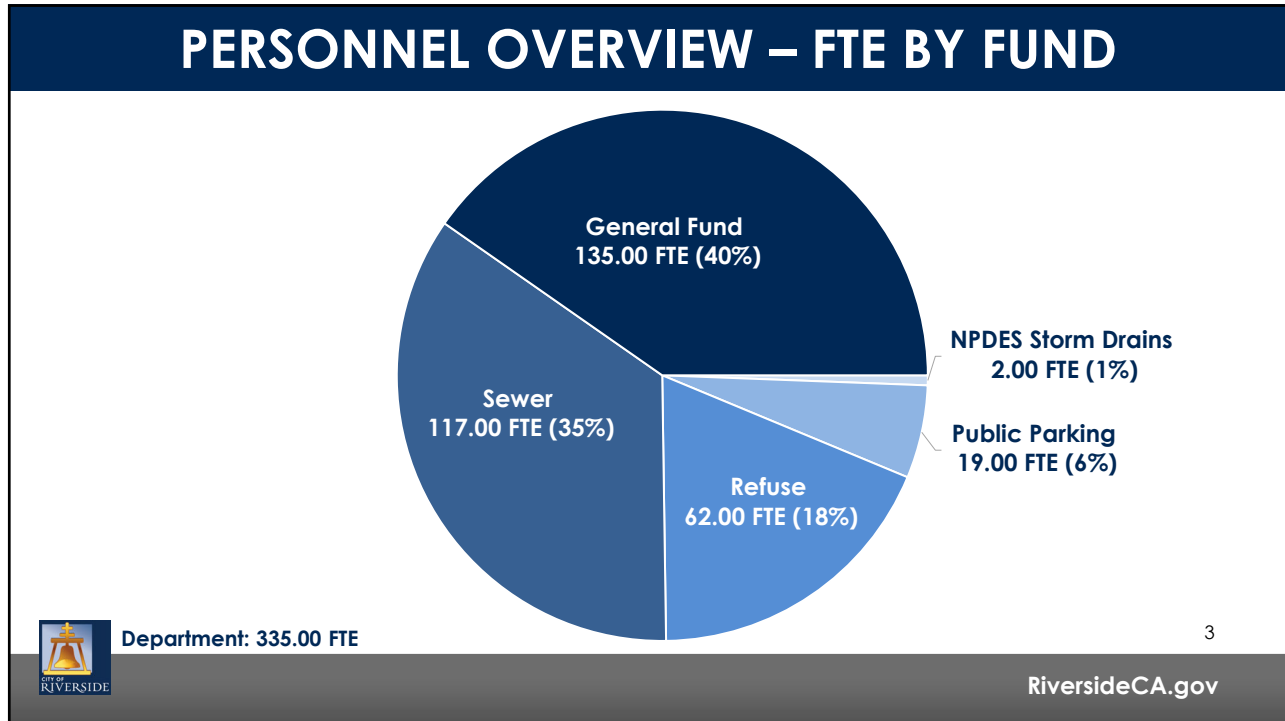
 <p>Field Services</p> <p>76.0 FTE</p> <ul style="list-style-type: none"> • Graffiti Removal • Sidewalks, Curbs & Gutters • Pothole Repair • Traffic Signs • Trees • Storm Drain • Traffic Signals 	 <p>City Eng & Urban Run-Off</p> <p>46.0 FTE</p> <ul style="list-style-type: none"> • CIP Design • Construction • Contract Mgmt • Environmental Services • Plan Reviews – Grading & Storm Drain • Land Survey 	 <p>Traffic Engineer</p> <p>6.0 FTE</p> <ul style="list-style-type: none"> • Design • Neighborhood Traffic Management • Traffic Signal Timing • Long Range Mobility Planning 	 <p>Solid Waste Services</p> <p>62.0 FTE</p> <ul style="list-style-type: none"> • Bulky Items • C.U.R.E. • Green Waste • Illegal Dumping • Recyclables • Solid Waste • Street Sweeping 	 <p>Wastewater Services</p> <p>117.0 FTE</p> <ul style="list-style-type: none"> • Disposal • Collection System Maint • Environmental Compliance • Laboratory • Maintenance • Treatment Services 	 <p>Public Parking</p> <p>19.0 FTE</p> <ul style="list-style-type: none"> • Citation Processing • Office/Tenant Parking Leases • Enforcement • Garages • Parking Lots • Parking Meters • Parking Permits
--	--	---	--	--	--

2

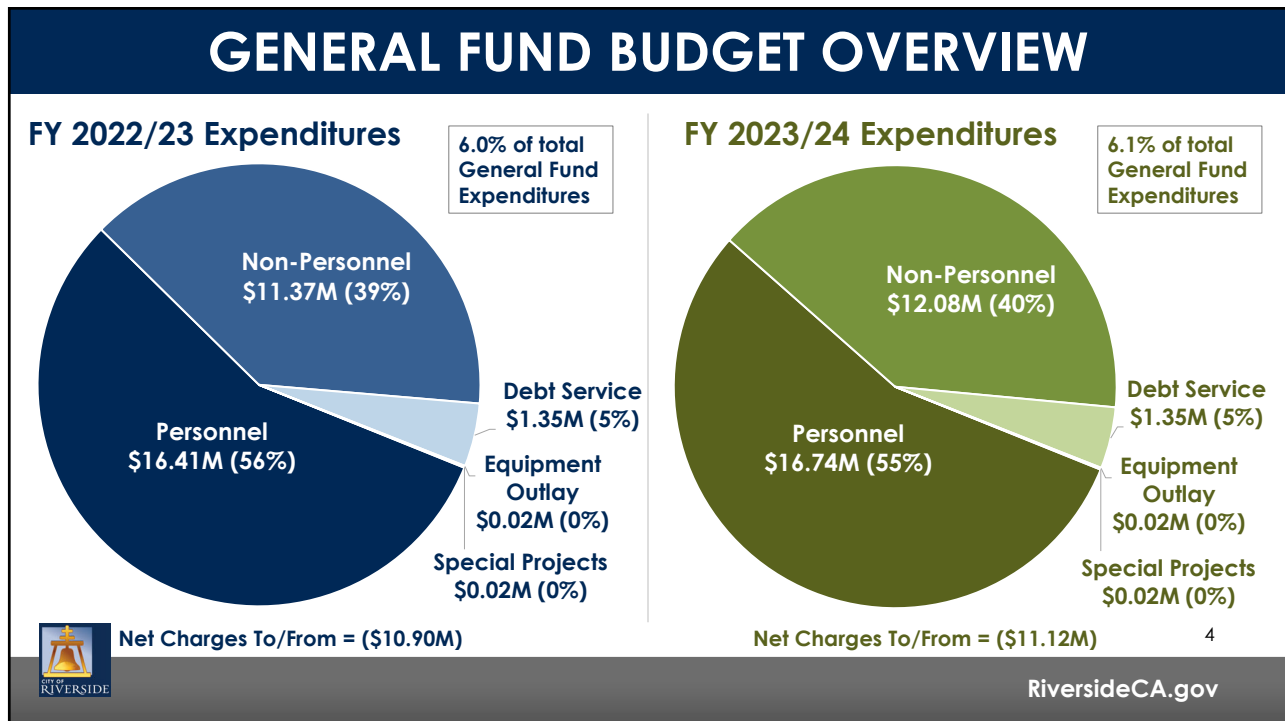


RiversideCA.gov

2



3



4

MEASURE Z SUPPORT

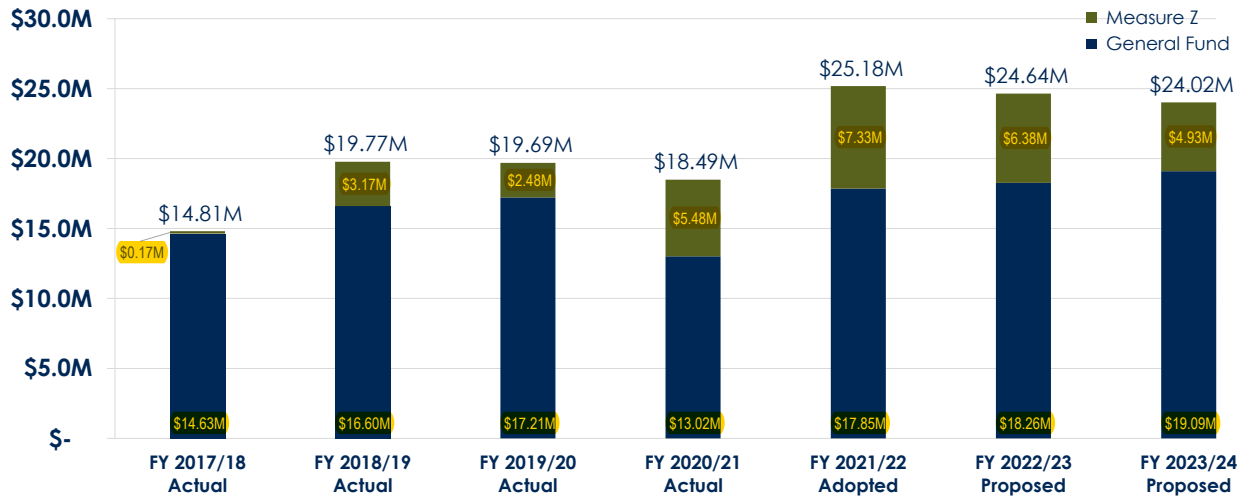
Item #	Description	FY 2022/23 Amount	FY 2023/24 Amount
29	Maximize Roads/Streets (Pavement Condition Index)	\$ 4,375,000	\$ 2,875,000
30	Tree Trimming	1,000,000	1,000,000
43	PW Streets Vehicle & Equipment Needs	1,000,000	1,050,000
DEPARTMENT TOTAL		\$ 6,375,000	\$ 4,925,000



5

BUDGET HISTORY

GENERAL FUND AND MEASURE Z EXPENDITURES



6

CRITICAL UNFUNDED NEEDS

Description	Type	FY 2022/23 Amount	FY 2023/24 Amount
Sidewalk Repairs	Annual, Ongoing	\$ 300,000	\$ 300,000
Homeless Related & Illegal Dumping Cleanup	Ongoing with escalating costs*	\$ 396,027	\$ 98,622
Measure Z Tree Trimming	Annual for 3-5 years	\$ 2,250,000	\$ 2,250,000
Measure Z – Maximize Roads/Streets	Annual, Ongoing	\$ 4,000,000	\$ 4,000,000

*Includes \$300,000 one-time costs in FY 2022/23.

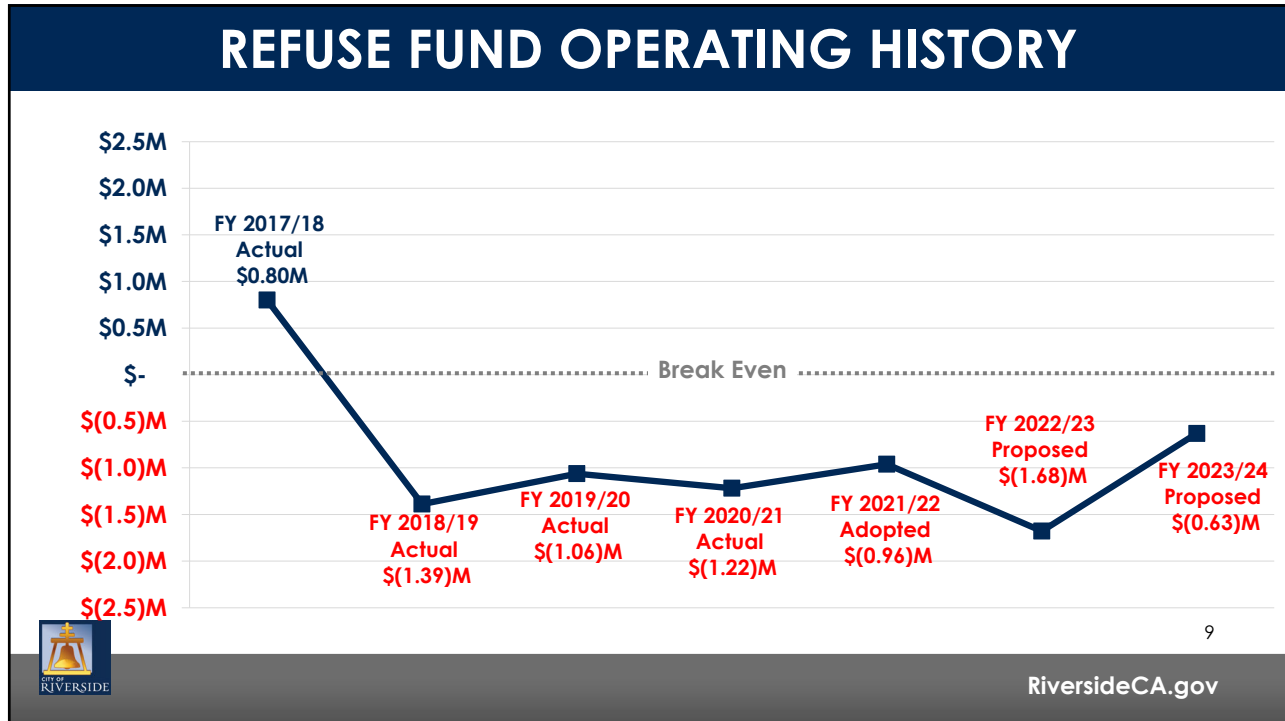


CAPITAL IMPROVEMENT PLAN – STREET PROJECTS

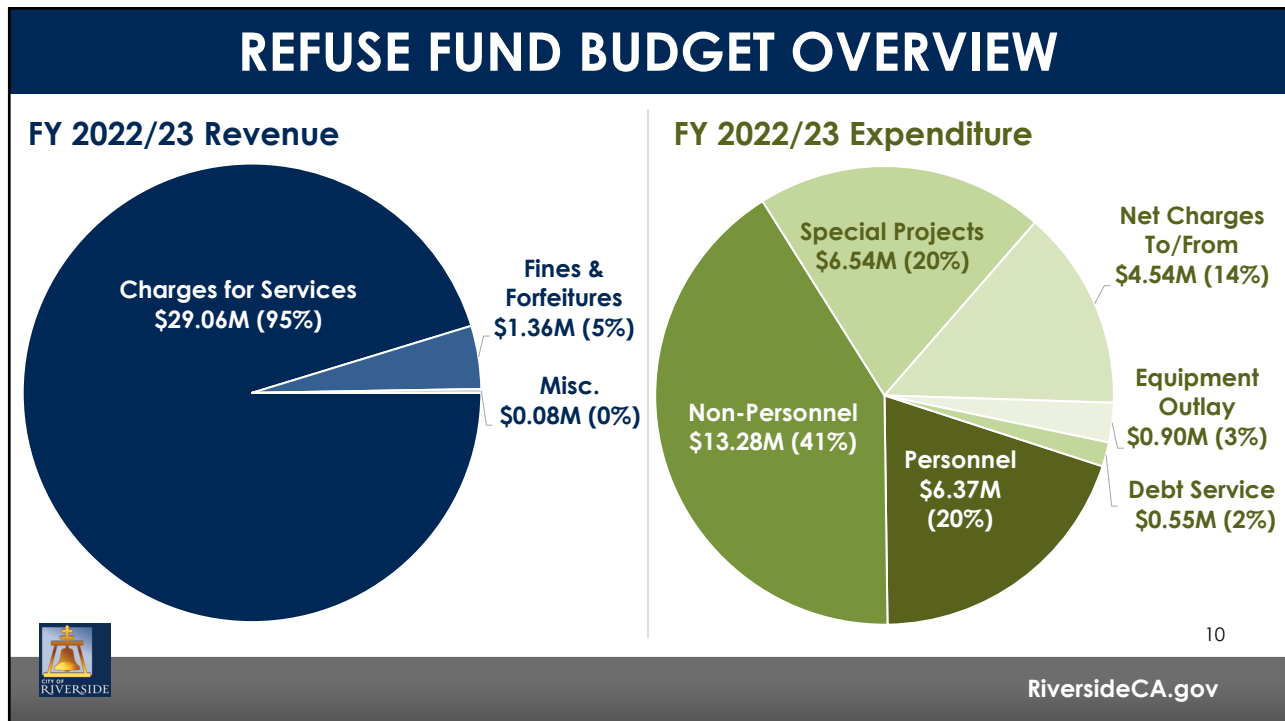
Description	Funding Source	FY 2022/23 Amount	FY 2023/24 Amount	FY 2024/25 Amount	FY 2025/26 Amount	FY 2026/27 Amount
Sidewalk Repairs	Gas Tax	\$ 600,000	\$ 600,000	\$ 600,000	\$ 600,000	\$ 600,000
Street Repairs (Road Maintenance)	Gas Tax / Measure A	10,998,599	11,255,945	11,509,615	11,850,876	11,940,287
Curb & Gutter Repair	Gas Tax	200,000	200,000	200,000	200,000	200,000
Pedestrian Ramps	Gas Tax	300,000	300,000	300,000	300,000	300,000
Slurry Seal	Gas Tax	500,000	500,000	500,000	500,000	500,000
Pavement Rehab	Measure Z	4,375,000 ⁽¹⁾	2,875,000	2,824,803	2,824,333	2,875,000
Totals		\$ 16,973,599	\$ 15,730,945	\$ 15,934,418	\$ 16,275,209	\$ 16,415,287

⁽¹⁾ Subject to a \$3.5M supplemental appropriation for Pavement Rehab in FY 2022/23 per the City Council report dated May 14, 2019.

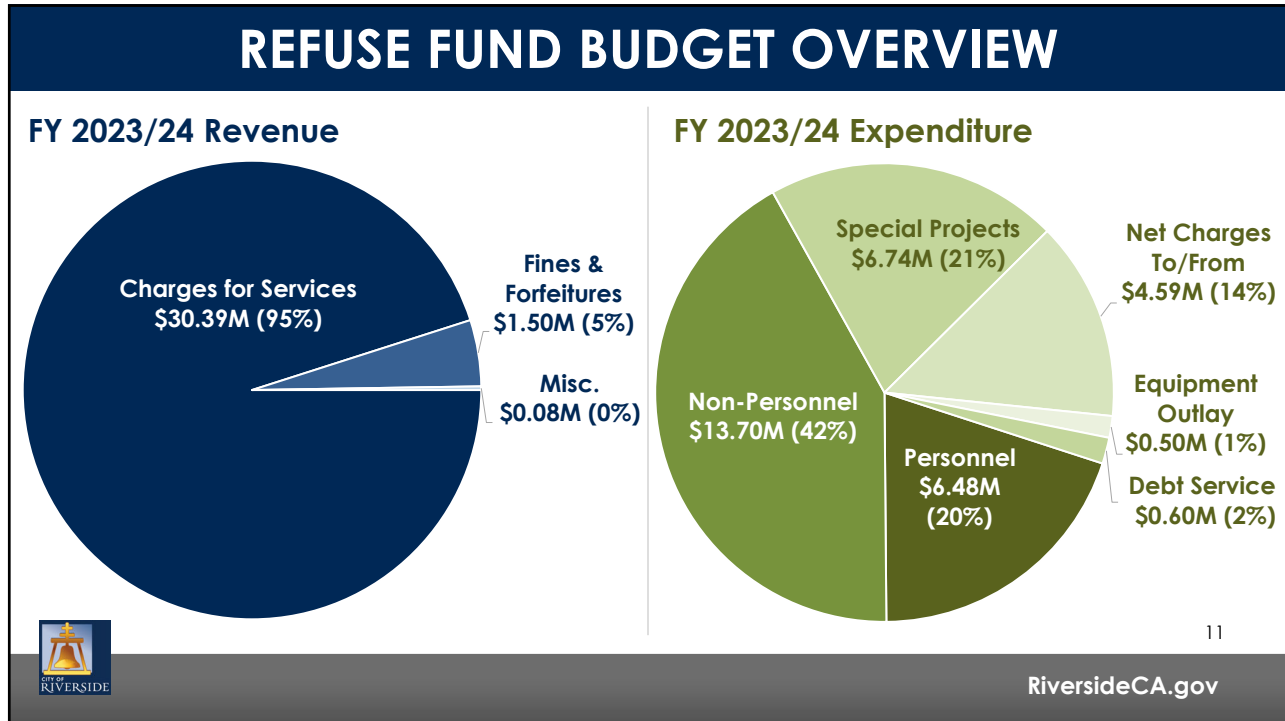




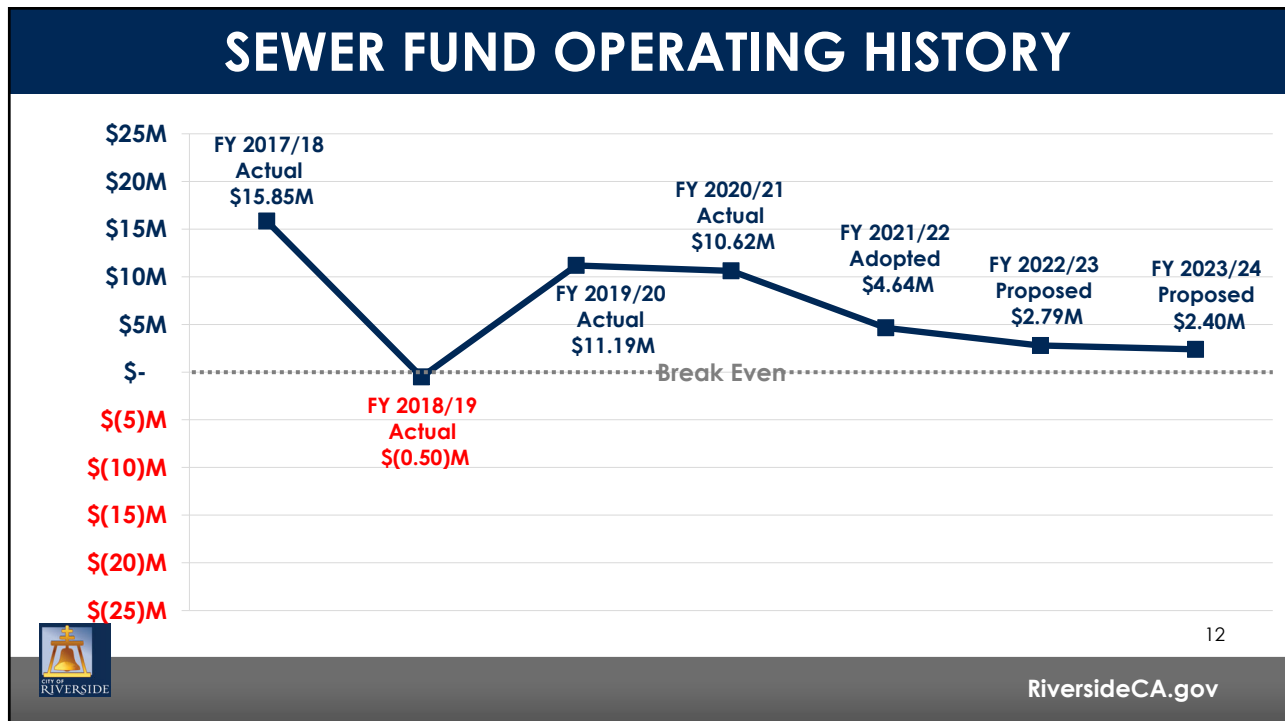
9



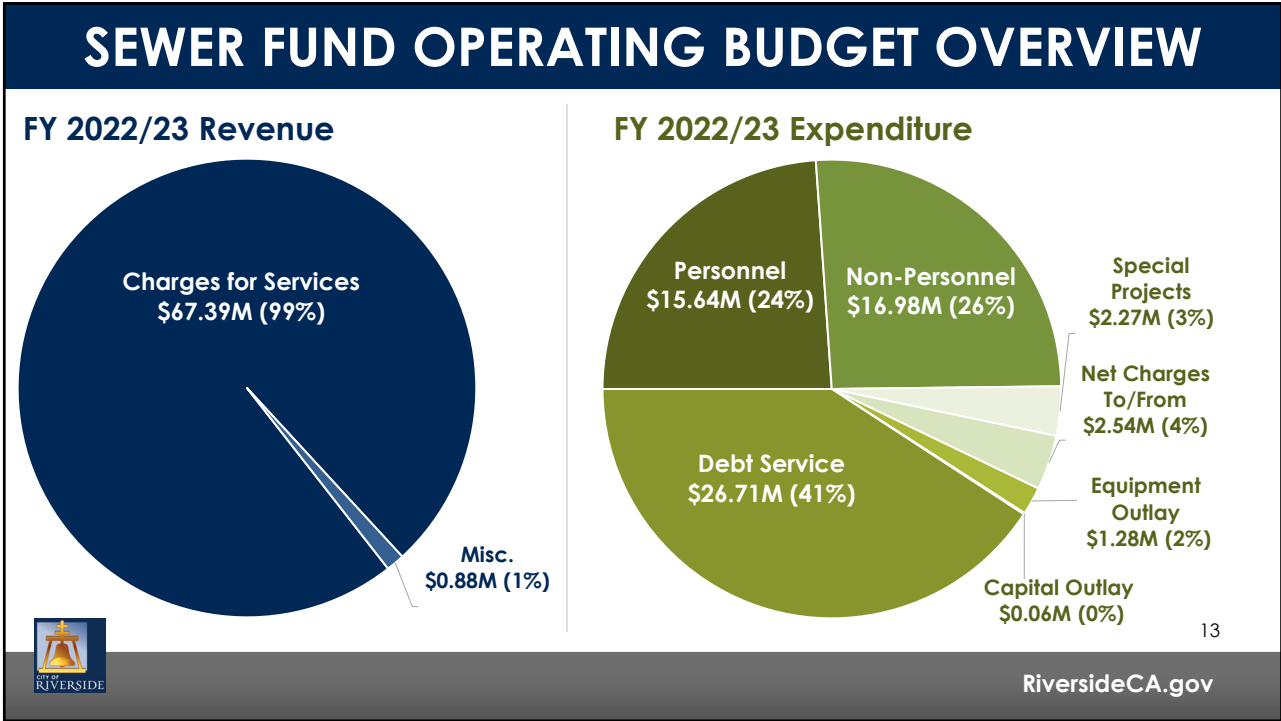
10



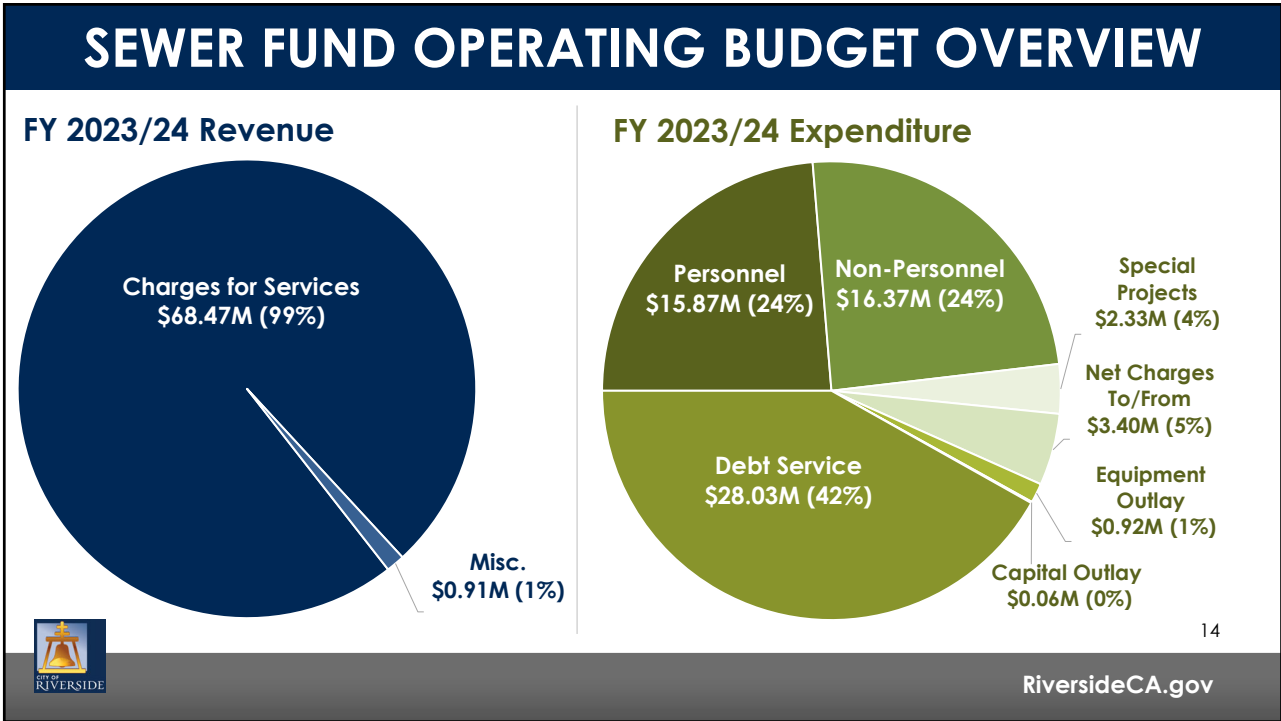
11



12



13



14

SEWER CAPITAL IMPROVEMENT PLAN

Description	FY 2022/23 Amount	FY 2023/24 Amount	FY 2024/25 Amount	FY 2025/26 Amount	FY 2026/27 Amount
Main Replacements	\$ 491,936	\$ 185,000	\$ 915,000	\$ 750,000	\$ -
Pipe Replacements	-	260,000	270,000	270,000	2,000,000
Priority Pipeline Assessment & Repair	655,222	748,047	1,000,000	1,000,000	900,000
Gravity System Study	218,406	411,426	-	-	-
Pump Station Study	218,406	137,142	-	-	440,000
Water Quality Control Plant Projects	1,201,233	570,000	-	800,000	1,925,700
Totals	\$ 2,785,203	\$ 2,311,615	\$ 2,185,000	\$ 2,820,000	\$ 5,265,700

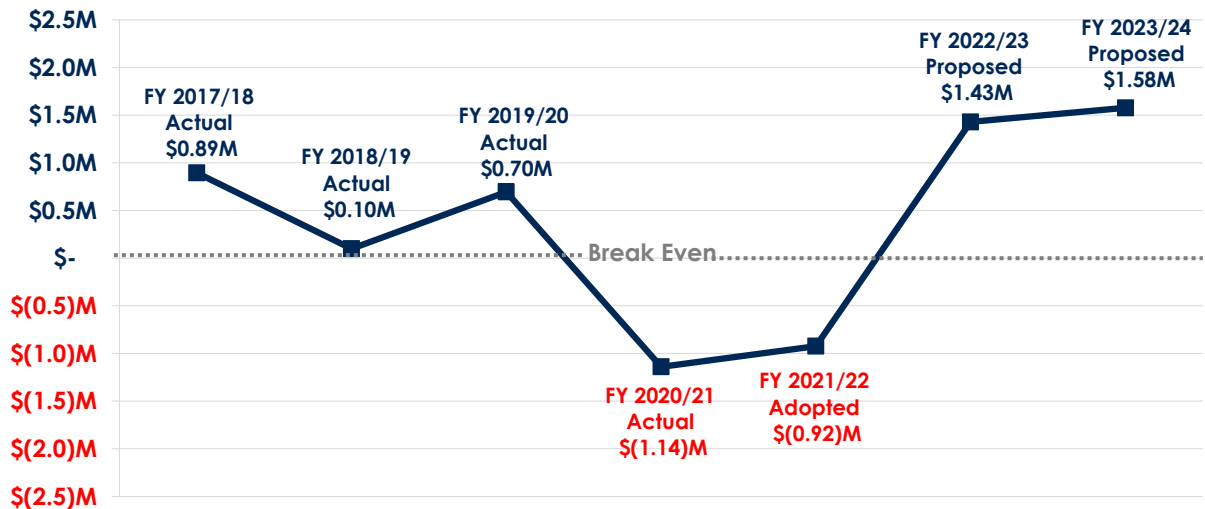


15

RiversideCA.gov

15

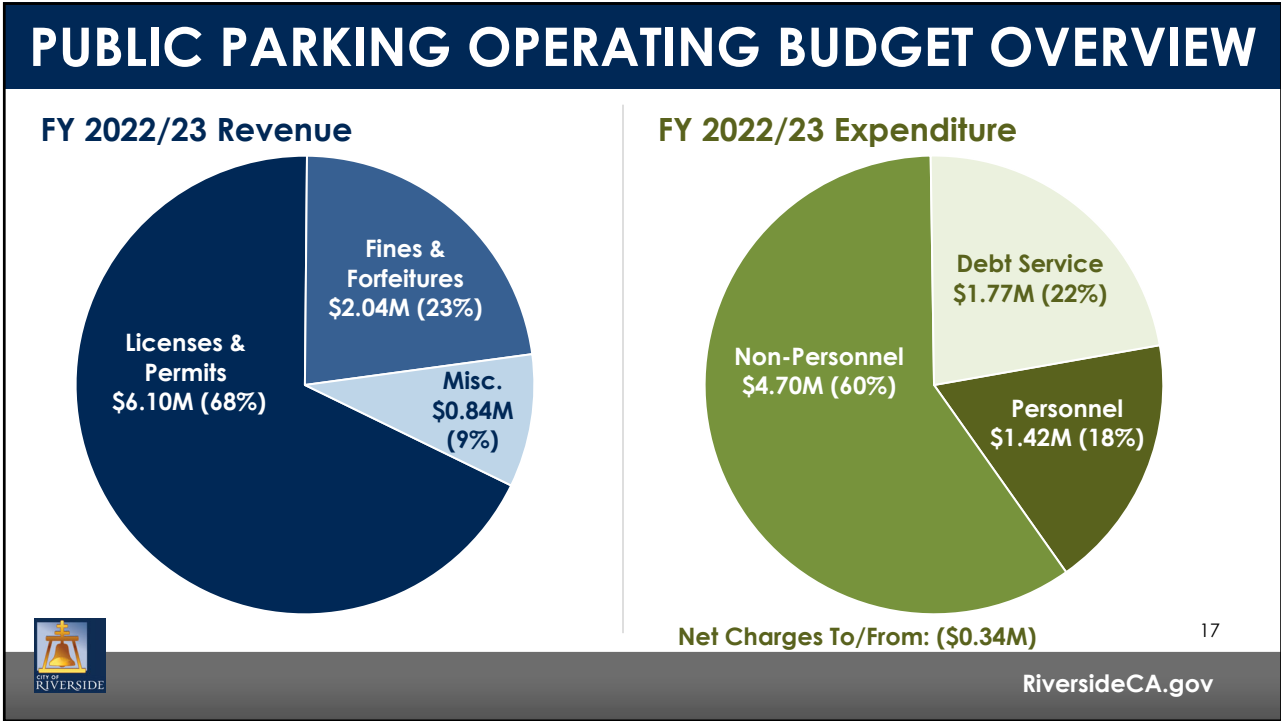
PUBLIC PARKING FUND OPERATING HISTORY



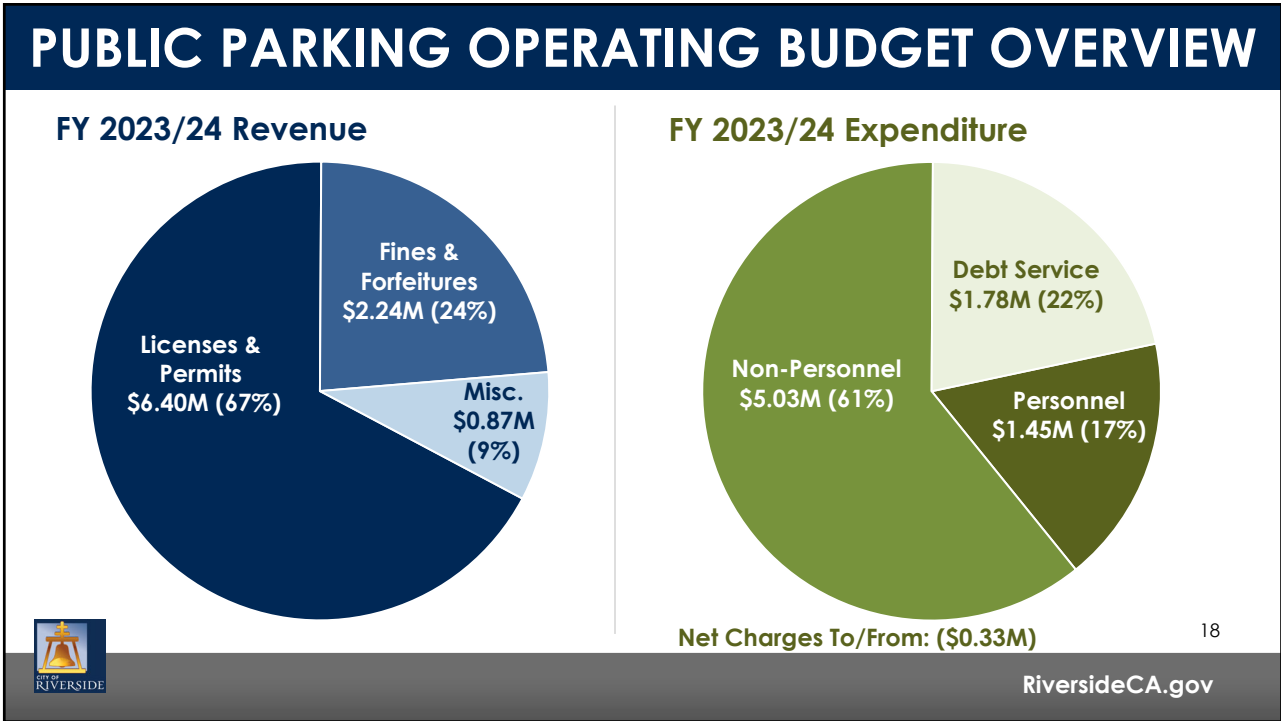
16

RiversideCA.gov

16



17



18

PARKING FUND CAPITAL IMPROVEMENT PLAN

Description	FY 2022/23 Amount	FY 2023/24 Amount	FY 2024/25 Amount	FY 2025/26 Amount	FY 2026/27 Amount
Parking Access Revenue Control System	\$ 950,000	\$ -	\$ -	\$ -	\$ -
Garage Led Lighting Upgrade	-	190,000	-	-	-
Garage 3 Structure Maintenance	300,000	-	-	-	-
Totals	\$ 1,250,000	\$ 190,000	\$ -	\$ -	\$ -



CAPITAL IMPROVEMENT PLAN – OTHER FUNDS

Fund	FY 2022/23 Amount	FY 2023/24 Amount	FY 2024/25 Amount	FY 2025/26 Amount	FY 2026/27 Amount
230 – Special Gas Tax	\$ 11,388,599	\$ 10,730,945	\$ 10,984,615	\$ 11,325,876	\$ 11,415,287
260 - NPDES Storm Drain	250,000	-	-	-	-
410 - Storm Drain	116,710	117,566	100,000	100,000	100,000
432 - Measure A Capital Outlay	5,529,000	2,975,000	2,975,000	2,975,000	2,975,000
Totals	\$ 17,284,309	\$ 13,823,511	\$ 14,059,615	\$ 14,400,876	\$ 14,490,287

