

## CONDUCTOR TABLE

CONTROL FUNCTION	CONDUCTORS	CONDUCTOR RUN		
		1	2	3
VEHICLE & PEDESTRIAN HEADS, PEDESTRIAN PUSH BUTTONS, SPARES & COMMONS	12 CSC	1	2	2
	3 CSC	1	2	2
I.L.S.N.S.	#12	2	2	
LUMINAIRES	#8	2	2	
SIGNAL SERVICE	#6			2
CONDUIT SIZE		3"	3"	3"

- 
- ### CONSTRUCTION NOTES:
1. INSTALL SIGNAL HEADS PER DETAIL "A"
  2. CONTRACTOR SHALL CONSTRUCT (TYPE 332 CABINET) FOUNDATION. CONTRACTOR SHALL FURNISH AND INSTALL MODEL 2070 CONTROLLING CABINET, 332 ANODIZED ALUMINUM CABINET, COMPLETE WITH DETECTION SHOWN AND AUXILIARY EQUIPMENT PER CITY OF RIVERSIDE SPECIFICATIONS.
  3. CONTRACTOR TO INSTALL CITY FURNISHED BREAKER CAN AND EQUIPMENT PER CITY OF RIVERSIDE STANDARD DRAWING No. 612 AND 667. CONTRACTOR SHALL BE INSPECTED AND APPROVED BY THE RIVERSIDE PUBLIC UTILITIES (RPU) CONSTRUCTION INSPECTOR (951-826-2416). ANY CHANGES SHALL BE APPROVED BY THE DEPARTMENT PRIOR TO EXECUTION. THE CONTRACTOR SHALL BE RESPONSIBLE FOR ALL PHASES OF CONSTRUCTION WITH THE DEPARTMENT CONSTRUCTION INSPECTOR A MINIMUM OF THREE WEEKS PRIOR TO TRAFFIC SIGN.
  4. INSTALL 1-1/2" RISER, 3#6 ELECTRICAL SERVICE (FROM BREAKER CAN ON POLE) PER CITY OF RIVERSIDE STANDARD DRAWING No. 612.
  5. INSTALL 30' OF 2"Ø, 2#6 ELECTRICAL SERVICE, 2#8 LUMINAIRE, 2#12 I.I.S.N.S.
  6. CONTRACTOR SHALL COORDINATE W/ PUBLIC UTILITIES FOR STREET LIGHT REMOVAL. CONTRACTOR SHALL CONTACT PUBLIC UTILITIES TO COORDINATE THE REMOVAL AND SALVAGING OF THE STREET LIGHT STANDARD. CONTRACTOR FORCES SHALL BE RESPONSIBLE FOR ALL WORK. FOUNDATION REMOVAL, FILL AND REPAIR OF ANY CONCRETE AND ELECTRICAL WORK, AND INSTALLATION OF 11"x17"x12" (P1) ST. PLACE OF ST. LT. TO BE REMOVED PER STANDARD DRAWINGS UGS-803, UGS-311.1, AND UGS-320.
  7. CONTRACTOR SHALL FURNISH AND INSTALL R10-23 MAST ARM MOUNTED SIGN.
  8. CONTRACTOR SHALL FURNISH AND INSTALL R3-2 (30" X 30" MIN.) ACTIVATED BLANK OUT SIGN ON SIGNAL POLE.
  - PM. INSTALL PAVEMENT MARKING OR ARROW AS NOTED.
  - RP. REMOVE ALL EXISTING CONFLICTING TRAFFIC STRIPING AND MARKINGS AS NOTED, INCLUDING RAISED PAVEMENT MARKERS.
  - IS. FURNISH AND INSTALL ROADSIDE SIGN(S) OR SNS WITH/WITHOUT POST
  - RS. REMOVE AND SALVAGE SIGN(S) AND/OR POST(S) (IF APPLICABLE) AS NOTED.
  304. CONSTRUCT WHEELCHAIR RAMP PER CITY OF RIVERSIDE STANDARD DRAWING NO. 304
- 

1 INSTALL SIGNAL HEADS PER DETAIL "A"

2 CONTRACTOR SHALL CONSTRUCT (TYPE 332 CABINET) FOUNDATION. CONTRACTOR SHALL FURNISH AND INSTALL MODEL 2070 CONTROLLER ASSEMBLY IN MODEL 332 ANODIZED ALUMINUM CABINET, COMPLETE WITH DETECTION SHOWN AND AUXILIARY EQUIPMENT PER CITY OF RIVERSIDE SPECIFICATIONS.

3 CONTRACTOR TO INSTALL CITY FURNISHED BREAKER CAN AND EQUIPMENT PER CITY OF RIVERSIDE STANDARD DRAWING No. 612 AND 667. ALL ELECTRIC FACILITIES INSTALLED BY CONTRACTOR SHALL BE INSPECTED AND APPROVED BY THE RIVERSIDE PUBLIC UTILITIES (RPU) CONSTRUCTION INSPECTOR (951-826-2335 OR 951-826-2416). ANY CHANGES SHALL BE APPROVED BY THE DEPARTMENT PRIOR TO EXECUTION. THE CONTRACTOR SHALL BE RESPONSIBLE FOR COORDINATING ALL PHASES OF CONSTRUCTION WITH THE DEPARTMENT CONSTRUCTION INSPECTOR A MINIMUM OF THREE WEEKS PRIOR TO TRAFFIC SIGNAL TURN ON.

4 INSTALL 1-1/2" RISER, 3#6 ELECTRICAL SERVICE (FROM BREAKER CAN ON POLE) PER CITY OF RIVERSIDE STANDARD DRAWING No. 612 AND 667.

5 INSTALL 30' OF 2" C, 2#6 ELECTRICAL SERVICE, 2#8 LUMINAIRE, 2#12 I.I.S.N.S.

6 CONTRACTOR SHALL COORDINATE W/ PUBLIC UTILITIES FOR STREET LIGHT REMOVAL. CONTRACTOR SHALL CONTACT PUBLIC UTILITIES AT 951-351-6117 TO COORDINATE THE REMOVAL AND SALVAGING OF THE STREET LIGHT STANDARD. CONTRACTOR FORCES SHALL BE RESPONSIBLE FOR ALL WORK INCLUDING COMPLETE FOUNDATION REMOVAL, FILL AND REPAIR OF ANY CONCRETE AND ELECTRICAL WORK, AND INSTALLATION OF 11"x17"x12" (P1) ST. LT. INTERCEPT BOXES IN PLACE OF ST. LT. TO BE REMOVED PER STANDARD DRAWINGS UGS-803, UGS-311.1, AND UGS-320.

7 CONTRACTOR SHALL FURNISH AND INSTALL R10-23 MAST ARM MOUNTED SIGN.

8 CONTRACTOR SHALL FURNISH AND INSTALL R3-2 (30" X 30" MIN.) ACTIVATED BLANK OUT SIGN ON SIGNAL POLE.



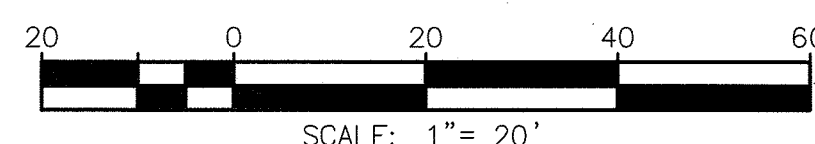
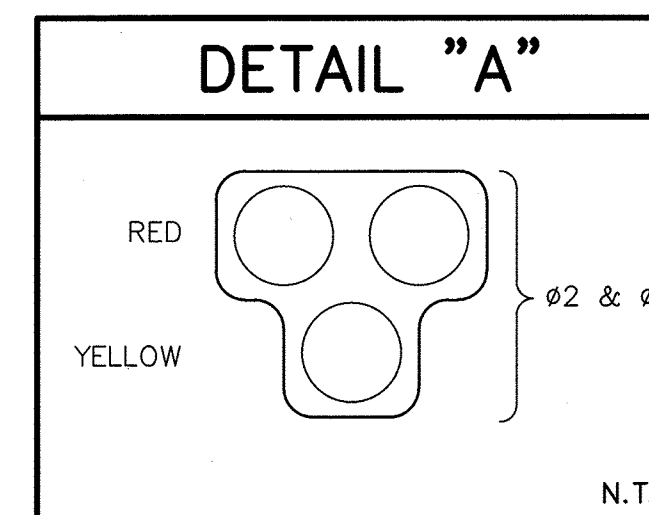
PM INSTALL PAVEMENT MARKING OR ARROW AS NOTED.

RP REMOVE ALL EXISTING CONFLICTING TRAFFIC STRIPING AND MARKINGS AS NOTED, INCLUDING RAISED PAVEMENT MARKERS.

IS FURNISH AND INSTALL ROADSIDE SIGN(S) OR SMS WITH/WITHOUT POST

RS REMOVE AND SALVAGE SIGN(S) AND/OR POST(S) (IF APPLICABLE) AS NOTED.

304 CONSTRUCT WHEELCHAIR RAMP PER CITY OF RIVERSIDE STANDARD DRAWING NO. 304

[illegible]

CITY OF RIVERSIDE, CALIFORNIA DEPARTMENT OF PUBLIC WORKS			
APPROVED BY	BY	DATE	APPROVED BY
ENGINEERING MANAGER	<i>S.L.</i>	<i>6.4.21</i>	<i>[Signature]</i>
TRAFFIC DIVISION			CITY ENGINEER
CONSTRUCTION ADMIN.	<i>P.C.</i>	<i>6.22.21</i>	
PUBLIC UTILITIES	<i>dal</i>	<i>5-7-2021</i>	DATE: <i>MAY 7, 2021</i>

TRAFFIC SIGNAL PLAN	
MADISON STREET AND EMERALD STREET	
SCALE: 1" = 20'	WO# 2008458

SHEET 1 OF 1

FILE NAME: X573.DWG