

# Proposed Amendment of the FY 2023/24 Budget

Finance Department

City Council  
May 16, 2023

RiversideCA.gov

1

## BACKGROUND

- June 21, 2022: FY 2022-24 Biennial Budget and FY 2022-2027 Capital Improvement Plan adopted.
- Update Year 2 (FY 2023/24):
  - Assess developments over last fiscal year
    - Revenue performance
    - Council Actions with fiscal impact
    - Rising costs
    - Emerging operational needs, ability to advance strategic priorities
  - Assess opportunities
  - General Fund and Measure Z adjustments leverage increased revenues
  - Sewer Fund addresses rising costs and capital needs



2

RiversideCA.gov

2

# GENERAL FUND OVERVIEW

**Update Strategy**

- Leverage one-time sales tax revenue growth, new baseline for future projections
- Recognize hiring challenges and personnel savings – allocate projected 5% personnel savings to spending priorities
- Assess operational needs
- Assess ways to advance the City's strategic priorities through funding allocations

**Revenue Highlights**

Adopted:

- Based on FY 2020/21 and year-to-date (Spring 2022) revenue trends
- Gradual recovery from the pandemic

Adjustments:

- Based on FY 2021/22 and year-to-date (Spring 2023) revenue trends
- \$15.3M increase in revenue projections

**Expenditure Highlights**

Adopted:

- CPI increase, no balancing measures, all positions funded

Adjustments:

- Personnel refresh
- Address rising costs
- Address operational needs following years of budget constraints
- Propose funding initiatives to advance the City's strategic priorities, including shoring up internal support services



# GENERAL FUND SUMMARY

Category	Adopted Budget	Proposed Adjustments	Amended Budget
Revenues and Other Resources	\$318,229,147	\$15,267,116	\$333,496,263
Expenditures and Transfers Out	311,113,181	15,637,616	326,750,797
<b>Surplus/(Deficit)</b>	<b>\$7,115,966</b>	<b>\$(370,500)</b>	<b>\$6,745,466</b>
Contribution to Infrastructure & Technology Reserve			5,000,000
<b>Remaining Balance</b>			<b>\$1,745,466</b>



## GENERAL FUND REVENUE ADJUSTMENTS

Revenue Category	Adopted Budget	Proposed Adjustments	Amended Budget	% Amended
Property Taxes	\$79,895,400	\$4,536,046	\$84,431,446	5.7%
Sales and Use Tax	85,914,880	8,121,316	94,036,196	9.5%
Transient Occupancy Tax	7,317,100	1,265,000	8,582,100	17.3%
Licenses and Non-Developer Permits	9,166,455	862,400	10,028,855	9.4%
Non-Development Charges for Services	10,769,145	145,000	10,914,145	1.3%
Developer Fees and Charges for Services	6,946,746	425,000	7,371,746	6.1%
Fines and Forfeits	1,921,827	(4,000)	1,917,827	-0.2%
Miscellaneous Revenues	3,203,929	(83,646)	3,120,283	-2.6%
General Fund Transfer	53,202,300	-	53,202,300	0.0%
Other Revenues	59,891,365	-	59,891,365	0.0%
<b>Total</b>	<b>\$318,229,147</b>	<b>\$15,267,116</b>	<b>\$333,496,263</b>	<b>4.8%</b>



5

RiversideCA.gov

5

## GENERAL FUND EXPENDITURE ADJUSTMENTS

Expenditure Category	Adopted Budget	Proposed Adjustments	Amended Budget	% Amended
Personnel	\$220,287,273	\$7,353,660	\$227,640,933	3.3%
CalPERS UAL	28,415,464	802,830	29,218,294	2.8%
Non-Personnel	61,463,307	5,516,363	66,979,670	9.0%
Special Projects	7,234,345	2,410,000	9,644,345	33.3%
Minor Capital	416,613	885,000	1,301,613	212.4%
Debt Service	22,716,810	-	22,716,810	0.0%
Charges To/From	(18,357,110)	(527,696)	(18,884,806)	2.9%
Cost Allocation Plan	(22,677,171)	(1,454,581)	(24,131,752)	6.4%
Fund Subsidies	11,613,650	2,040	11,615,690	0.0%
Transfers to Other Funds	-	650,000	650,000	-
<b>Total</b>	<b>\$311,113,181</b>	<b>\$15,637,616</b>	<b>\$326,750,797</b>	<b>5.0%</b>



6

RiversideCA.gov

6

# COMMUNITY & ECONOMIC DEVELOPMENT

## Community & Economic Development (CEDD), \$2.1M, Add 13.0 FTE



**Economic Development:** Add 5.0 FTE to advance the Economic Development Division and its mission to meet 2025 Envision Riverside Strategic Plan priorities, including Economic Opportunity and High Performing Government.



**Planning:** Add 5.0 FTE to support Citywide development services and increase the expediency, production, and predictability of both the Current and Advanced Planning teams, including case processing and special projects.



**Building and Safety:** Add 3.0 FTE to improve development services by increasing the expediency and predictability of building permit processing and plan check services.



7



RiversideCA.gov

7

# CEDD STAFFING HISTORY

The proposed staffing changes partially restores CEDD to 2007 staffing levels:

CEDD Division	FTE 2007	FTE Today	Proposed
Planning	37	25	30
Building	26	22	25
Economic Development	11	6.5	11.5

Riverside CEDD has fewer staff members compared with other cities:

CEDD	Riverside	Anaheim	Santa Ana	Long Beach
Square Miles	81	51	27	80
Populations	314,998	346,824	310,227	466,742
Economic Development	6.5	10	11	20
Building	25	30	28	36
Planning	22	30	32	82



8

RiversideCA.gov

8

# ARTS, CULTURE, AND RECREATION



**Expand Library Hours, \$600,000, 8.0 FTE:** Add 8.0 part-time, non-benefitted FTE to allow for the expansion of library hours. All library branches will expand open days to include Sundays, and the Main Library will be open for an additional 2 hours in the evenings.



**Parks Maintenance & Equipment, \$1.3 million:** Increase funding to maintain the City's many parks, sports park, and over 2,000 acres of undeveloped parkland.



**Security at Libraries and Community Centers, \$1 million:** Continue security services at all library branches and expand security services to community centers.



**Citywide Events, \$876,000, 1.0 FTE:** Event funding to encourage and expand community engagement, tourism, and economic development within the City. Citywide events support and promote local business growth which will ultimately lead to increased revenue generation in the City.



9



RiversideCA.gov

# INTERNAL SERVICE DEPARTMENTS

## Internal Support Services. \$1.9M, 14.75 FTE



**City Manager's Office, 3.0 FTE:** Additional staffing will ensure that the City government is managed effectively and that initiatives are addressed quickly and efficiently.



**City Attorney, 1.0 FTE:** Reorganization replacing 1.0 senior level FTE with 2.0 FTE at a near-breakeven cost.



**Human Resources, 4.0 FTE:** Add two staff members to enhance Workforce Development programs; 1.0 FTE to help address hiring and recruitment challenges; and 1.0 FTE to the Benefits team.



10



RiversideCA.gov

# INTERNAL SERVICE DEPARTMENTS

## Internal Support Services. \$1.9M, 14.75 FTE (continued)



**General Services, 1.0 FTE:** Add a project manager to assist with deferred maintenance and new major capital projects.



**Finance, 3.0 FTE:** Create a Compliance and Reporting Division to research, plan, implement, and maintain the many new reporting requirements issued by the Governmental Accounting Standards Board (GASB).



**Innovation and Technology, 2.75 FTE:** Reorganization to swap higher-level positions with lower-level positions to provide more resources to address the City's growing technology needs.



# OTHER CRITICAL NEEDS



**Fire, \$665,000:** The Fire Department does not currently have a budget that provides for the replacement of firefighter gear and equipment as they near the end of useful life. This request will fund a rotational replacement program of critical equipment and firefighter gear and address ongoing maintenance needs.




### Public Works, \$500,000, 4.0 FTE:

- **Landscape:** Add 1.0 FTE Landscape Inspector and contract funds to increase landscape maintenance frequency.
- **Storm Drain:** Add 2.0 FTE to meet regulatory requirements, inspect and clean 80% of the storm drain system annually, and install a new storm drain system.
- **Traffic Engineering:** Add 1.0 FTE to respond to signal timing requests and make corridor-wide improvements.



## MEASURE Z SPENDING PLAN





(in millions)	Projected	Proposed				
	2023	2024	2025	2026	2027	2028
Revenue	\$ 84.43	\$ 84.46	\$ 86.69	\$ 88.41	\$ 90.18	\$ 91.97
Expenditures (Includes items under discussion)	(96.51)	(96.25)	(92.54)	(96.82)	(99.15)	(95.22)
<b>Net Change in Fund Balance</b>	<b>\$(12.08)</b>	<b>\$ (11.79)</b>	<b>\$ (5.85)</b>	<b>\$ (8.41)</b>	<b>\$ (8.97)</b>	<b>\$ (3.25)</b>
Beginning Unallocated Fund Reserves	\$ 58.96	\$ 46.88	\$ 35.09	\$ 29.24	\$ 20.83	\$ 11.86
Net Change in Fund Balance	(12.08)	(11.79)	(5.85)	(8.41)	(8.97)	(3.25)
<b>Ending Unallocated Fund Reserves</b>	<b>\$ 46.88</b>	<b>\$ 35.09</b>	<b>\$ 29.24</b>	<b>\$ 20.83</b>	<b>\$ 11.86</b>	<b>\$ 8.61</b>



13

[RiversideCA.gov](http://RiversideCA.gov)

13

## MEASURE Z SPENDING PLAN PROPOSALS




(in millions)	Proposed				
	2024	2025	2026	2027	2028
#24 – Eastside Library 	\$ 2.00	\$ -	\$ -	\$ -	\$ -
#33 – Technology Improvements 	0.50	0.50	0.50	0.50	0.50
#39 – Public Safety & Engagement Team Program (PSET) – Urban 	0.35	0.35	0.35	0.35	0.35
Fire Analog Simulcast Communication System 	1.57	-	-	-	-
<b>Total</b>	<b>\$ 4.42</b>	<b>\$ 0.85</b>	<b>\$ 0.85</b>	<b>\$ 0.85</b>	<b>\$ 0.85</b>


14

[RiversideCA.gov](http://RiversideCA.gov)

14

## SEWER FUND ADJUSTMENTS

-  Biosolids Hauling and Disposal Budget: \$2.02 million increase to accommodate a projected increase in volume.
-  Chemical Budget: \$1.42 million increase to accommodate substantial cost increases that the supply & logistics sector has experienced the past two years.
-  Add 1.0 FTE Senior Engineer: The additional FTE is needed to assist with planned capital projects per capital improvement plan set for in the 2019 Wastewater Master Plan.



## PROPOSED BUDGET ADJUSTMENTS

Expenditure Category	Adopted Budget	Proposed Adjustments	Amended Budget	% Amended
101 - General Fund	\$ 311,113,181	\$ 15,637,616	\$ 326,750,797	5.0%
110 - Measure Z Operating Fund	86,969,369	9,826,135	96,795,504	11.3%
215 - Grants and Restricted Programs	1,847,105	(162,492)	1,684,613	-8.8%
260 - NPDES Storm Drain	1,375,764	103,495	1,479,259	7.5%
280 - Housing Authority	1,830,032	(196,078)	1,633,954	-10.7%
292 - Riverwalk LMD	583,412	252,040	835,452	43.2%
390 - General Debt Service Fund	41,939,644	2,291,483	44,231,127	5.5%
401 - Capital Outlay	-	650,000	650,000	100.0%
420 - Measure Z Capital Fund	12,975,000	24,412,898	37,387,898	188.2%
510 - Sewer	69,147,573	4,498,298	73,645,871	6.5%
570 - Public Parking	8,128,602	419,056	8,547,658	5.2%
763 - CFD 2015 - 2 Pomelo	-	333,470	333,470	100.0%
Other City Funds	782,227,093	7,016,567	789,243,660	0.9%
<b>Total</b>	<b>\$ 1,318,136,775</b>	<b>\$ 65,082,488</b>	<b>\$ 1,383,219,263</b>	<b>4.9%</b>





# FY 2022/23 BUDGET ADJUSTMENTS

- Fairmount Park Golf Course – \$175,000 for a new and secure cart barn and 35 additional golf carts.
- Historic Preservation Trust Fund – transfer balance of \$127,779 to the Old Riverside Foundation, a 501 (c)3 non-profit civic organization.



17

RiversideCA.gov

17

# STRATEGIC PLAN ALIGNMENT



## STRATEGIC PRIORITY 5 - HIGH PERFORMING GOVERNMENT

### CROSS-CUTTING THREADS



Community Trust



Equity



Innovation



Fiscal Responsibility



Sustainability and Resiliency



18

RiversideCA.gov

18

## RECOMMENDATIONS

That the City Council:

1. Receive and provide input on the proposed amendment of Fiscal Year 2023/24 of the previously adopted Fiscal Year 2022-2024 Biennial Budget; and
2. Set a public hearing for adoption of the Amended Fiscal Year 2023/24 Budget on June 27, 2023.



19

RiversideCA.gov

19

## RECOMMENDATIONS

3. By at least five affirmative votes, authorize a FY 2022/23 transfer of \$127,779.36 from the Interest-Bearing Special Deposits Fund – Historic Preservation Fund to the Old Riverside Foundation 501(c)3 non-profit civic organization to administer the funds; and
4. Authorize the City Manager to execute an Agreement with the Old Riverside Foundation 501(c)3 non-profit civic organization to administer the transferred Historic Preservation Fund funds on behalf of the City.



20

RiversideCA.gov

20