



Annual Report Fiscal Year 2015-2016

Parks, Recreation and Community Services Department

Park and Recreation Commission
September 12, 2016

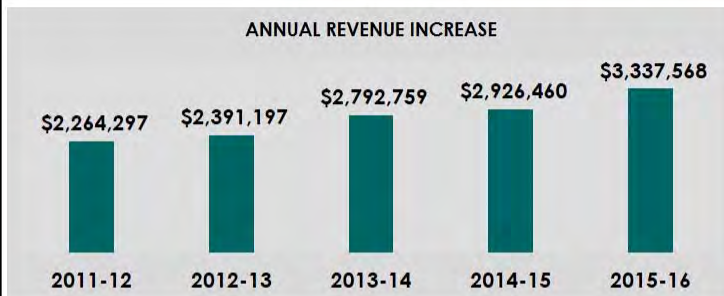


RiversideCa.gov

ADMINISTRATION



ANNUAL REVENUE INCREASE




\$21.5M
Operating Budget

\$3.3M
Department Revenue

\$9.9M
Capital Improvement
Budget

2928
Total Park Acreage
Owned

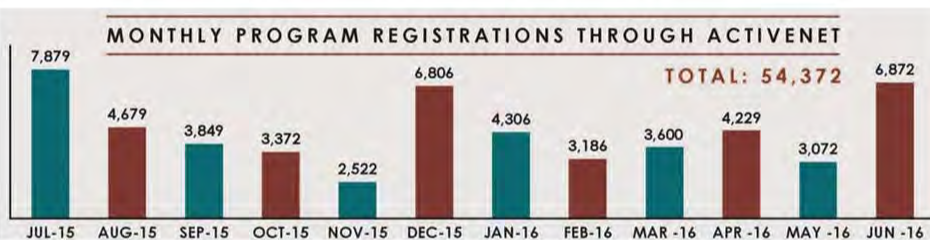
GRANTS AND SPONSORSHIPS



RiversideCa.gov

RECREATION

Parks
Make
Life
Better!



3

RiversideCa.gov

RECREATION ATTENDANCE

Parks
Make
Life
Better!



2,374
Contract Classes Offered



\$28K
Youth Scholarships



42,893
Free Swim, Aquatics, and
Operation Splash Participants



54,296
Hours of ball field use for youth
sports



10,136
Camp and After School
Program Participants



40,000+
Annual Attendance at City-Wide Special Events
(excluding 4th of July and Mariachi Festival)



4

RiversideCa.gov

COMMUNITY SERVICES

Parks
Make
Life
Better!



Summer Food Program

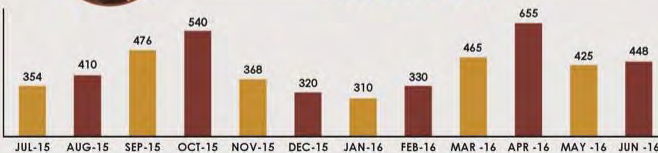
66,560

Meals Served Across All Sites
2015-2016 Fiscal Year



RIVERSIDE ARTS ACADEMY REGISTRATIONS

TOTAL: 5,101



RiversideCa.gov

COMMUNITY SERVICES ATTENDANCE

Parks
Make
Life
Better!



2,454

Seniors at Monthly
Luncheons

Dales and La Sierra Senior Centers



571

Time for Tots
Children

Villegas, Hunt and
Nichols Park



361

Friendly Stars
Program Attendees

2,000+

Mariachi Festival
Attendees



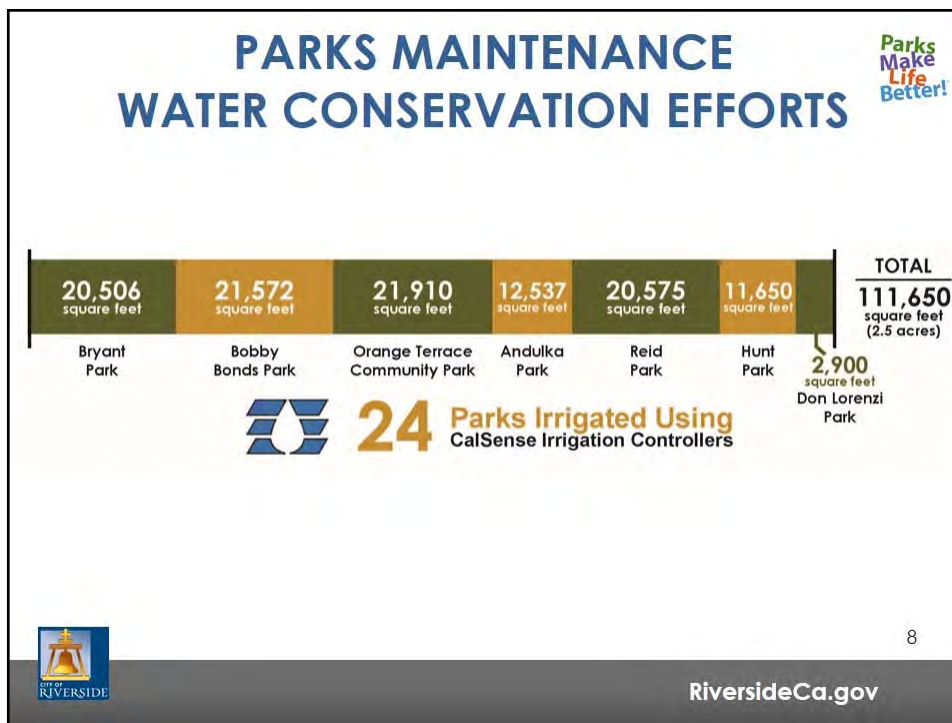
700

Spring Into Health
Attendees



RiversideCa.gov

6



PLANNING AND DESIGN



**Award of Excellence
in Facility Design**

Ysmael Villegas
Community
Center Renovation

Capital Improvement Plans Completed



- Streeter Park Turf Conversion and Demonstration Garden Bid Documents
- Arlington Innovation Center Bid Documents
- Fairmount ADA Ramp and Dock Bid Documents
- Bordwell and Lincoln Park Fitness Station Construction
- Don Jones Restroom Replacement



\$4,795,767
Park Development
Impact Fees Assessed



Park Development
Impact Fees Collected

\$428K
Regional
Park Fees

\$1.9M
Local
Park Fees
(Used to pay
Renaissance debt)



145 Planning Cases
Reviewed and Completed



RiversideCa.gov

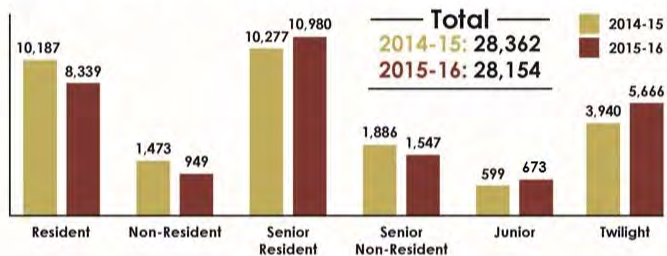
9

FAIRMOUNT PARK GOLF COURSE

Parks
Make
Life
Better!



Rounds of
Golf Played



**Annual
Revenue**

2014-15
\$451,784

2015-16
\$460,102



RiversideCa.gov

10

SPECIAL TRANSPORTATION

Parks
Make
Life
Better!



15,810
Wheelchair Rides

(Includes scooters,
manual wheelchairs
and electric
wheelchairs)



166,177
Service Miles



167,440

SPECIAL
TRANSPORTATION
PASSENGERS

142,736

ONE
WAY
TRIPS



48,218
ADA Riders



94,518
Non-ADA Riders



11

RiversideCa.gov

AWARDS 2015-2016

Parks
Make
Life
Better!



12

RiversideCa.gov

RECOMMENDATION



That the Park and Recreation Commission provide feedback, and receive the report.



RiversideCa.gov