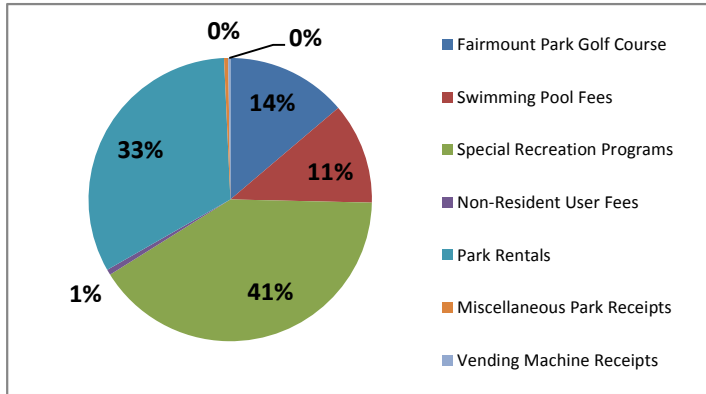


FY2015-16

REVENUE SNAPSHOT

City of Riverside, Parks, Recreation, and Community Services Department
6927 Magnolia Avenue, Riverside, CA 92506 | (951) 826-2000

JUNE REVENUE PERCENTAGES



THROUGH JUNE YEARLY COMPARISONS



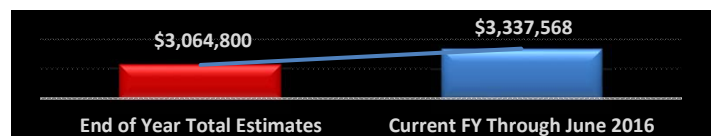
5-YEAR MONTHLY COMPARISON FOR JUNE

	Jun-11	Jun-12	Jun-13	Jun-14	Jun-15	Jun-16	Previous Year Comparison	Sparkline
Fairmount Park Golf Course	\$ 5,000.00	\$ 5,000.00	\$ (23,546.84)	\$ 46,821.14	\$ 51,102.14	\$ 36,546.83	-40%	
Swimming Pool Fees	\$ 60,212.00	\$ 75,352.60	\$ 62,929.70	\$ 119,247.74	\$ 106,397.22	\$ 144,619.31	26%	
Special Recreation Programs	\$ 154,274.75	\$ 162,037.54	\$ 144,855.97	\$ 155,485.69	\$ 161,724.28	\$ 235,503.79	31%	
Non-Resident User Fees	\$ 642.00	\$ 1,070.25	\$ 688.75	\$ 3,865.27	\$ 3,723.47	\$ 4,672.59	20%	
Park Rentals	\$ 86,334.41	\$ 80,779.18	\$ 97,314.00	\$ 111,157.45	\$ 74,960.60	\$ 103,165.18	27%	
Miscellaneous Park Receipts	\$ 818.00	\$ 90.00	\$ 911.00	\$ -	\$ 4,677.17	\$ 1,648.72	N/A	
Vending Machine Receipts	\$ 413.24	\$ 1,073.57	\$ 642.45	\$ 2,375.91	\$ -	\$ 687.40	100%	
Total	\$ 307,694.40	\$ 325,403.14	\$ 283,795.03	\$ 438,953.20	\$ 402,584.88	\$ 526,843.82		

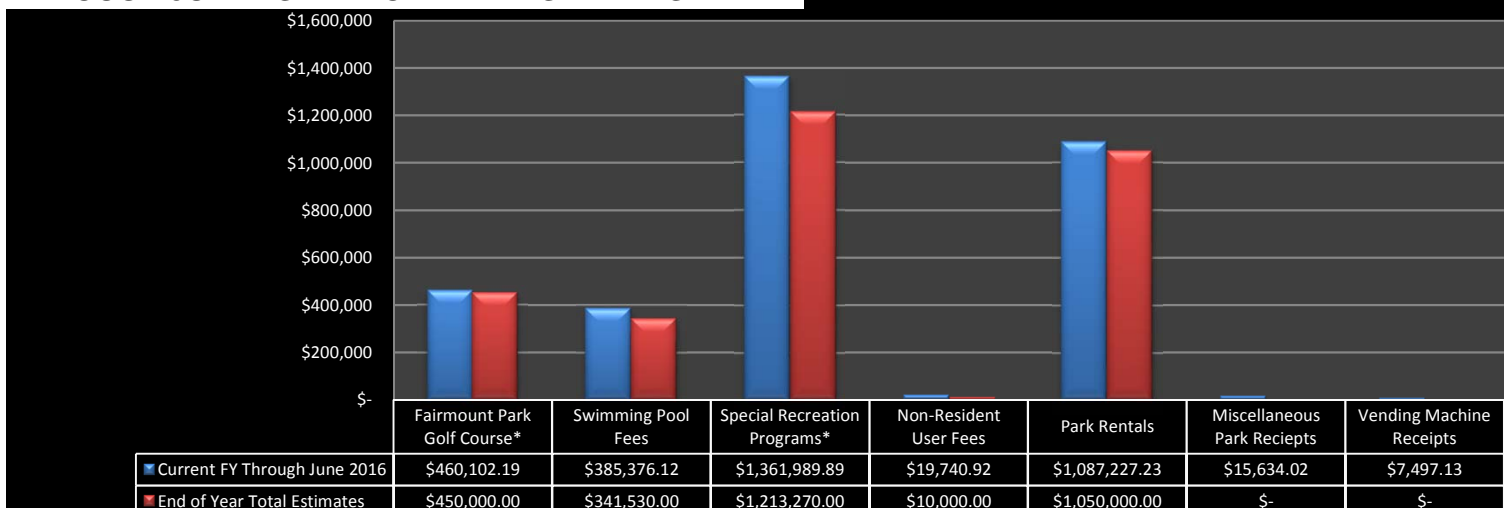
JUNE DONATIONS/SPONSORSHIPS

Amount received in June: \$274.50
Total amount received, but not yet appropriated by Council: \$10,091.50

CURRENT THROUGH JUNE vs. YEAR END ESTIMATE



THROUGH JUNE VS. END OF YEAR ESTIMATES



*Year end total estimates revised 4/25/2016 per Finance