



PARKS, RECREATION AND COMMUNITY SERVICES ANNUAL REPORT: FY 2015 - 2016

Parks
Make
Life
Better!

ADMINISTRATION

pg. 2

 **\$3.3 Mil**
Total Revenue



9 Consecutive Years
Riverside Has
Earned the National
Designation

RECREATION

pg. 3

 **2,374**
Contract Classes Offered

 **40,000+** 
Annual Attendance at City-Wide Special Events
(excluding 4th of July and Mariachi Festival)



Summer Food Program
Meals Served Across All Sites
2015-2016 Fiscal Year

— 5,101 —
RIVERSIDE ARTS ACADEMY
REGISTRATIONS

COMMUNITY SERVICES

pg. 4-5

PARKS MAINTENANCE

pg. 6-7



4,068
Work Orders
Generated



135 After-Hours
EMERGENCY
Call-Outs

 **Award of Excellence**
in Facility Design
Ysmael Villegas Community Center Renovation


 **145**
Planning Cases
Reviewed and Completed

PLANNING AND DESIGN

pg. 7

FAIRMOUNT PARK GOLF

pg. 8



Rounds of Golf Played
28,154



Annual Revenue
\$460,102



SPECIAL
TRANSPORTATION
PASSENGERS



166,177
Service Miles

SPECIAL TRANSIT

pg. 8

ADMINISTRATION



\$21,543,216
Operating Budget



\$9,940,000
Capital Budget



2928.3
Total Park
Acreage Owned



2 California Parks and
Recreation Society
Awards Earned
2015 - 2016



9 Consecutive Years
Riverside Has
Earned the National
Designation

GRANTS AND SPONSORSHIPS

\$60,000

General Sponsorship

\$49,500

Operation
SPLASH

\$14,000

American
Red Cross

\$5,000

RIVERSIDE
Police Officers'
ASSOCIATION

\$8,000

LA84
Foundation

MAJOR REVENUE CATEGORIES



Fairmount Park
Golf Course Sales
\$451,534 | **\$460,101**
FY 2014 - 15 | FY 2015 - 16



Special Recreation Programs
\$1,142,159 | **\$1,361,989**
FY 2014 - 15 | FY 2015 - 16



Swimming Pool Fees
\$293,946 | **\$385,379**
FY 2014 - 15 | FY 2015 - 16



Park Rentals
\$1,006,099 | **\$1,087,277**
FY 2014 - 15 | FY 2015 - 16

TOTAL **\$2.9 Mil** | **\$3.3 Mil**
FY 2014 - 15 | FY 2015 - 16

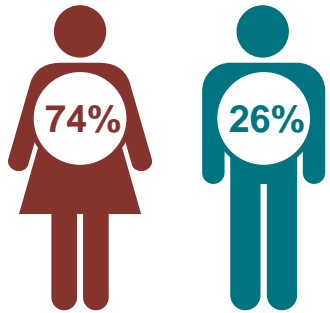


PARKS, RECREATION AND COMMUNITY SERVICES
ANNUAL REPORT: FY 2015 - 2016

Parks
Make
Life
Better!

RECREATION

CONTRACT CLASS ENROLLMENT



Residents
93%



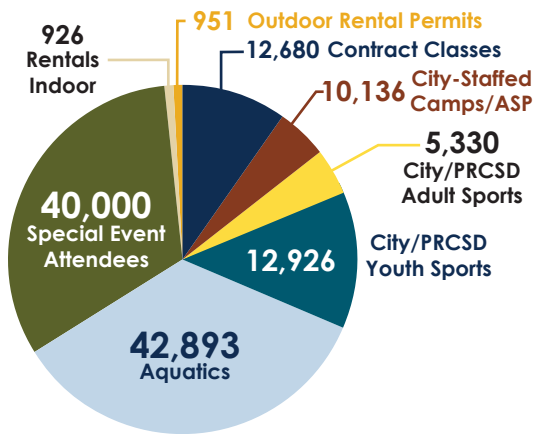
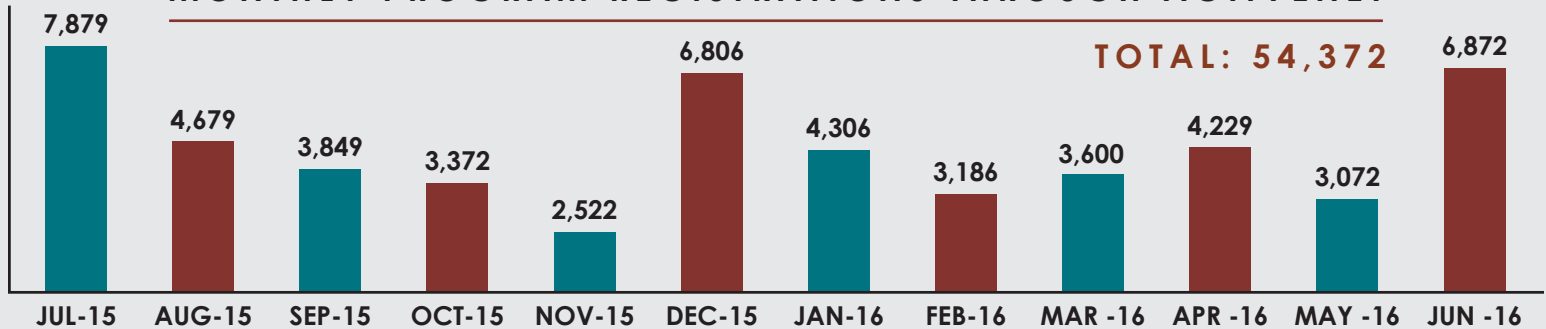
Non-Residents
7%

ACTIVITY GUIDE

FALL 2015 - SUMMER 2016



MONTHLY PROGRAM REGISTRATIONS THROUGH ACTIVENET



2,374
Contract Classes Offered



\$28,000
Youth Scholarships



1,253
Youth Sports Scholarships



42,893

Free Swim, Aquatics, and
Operation Splash Participants



54,296

Ball Field Hours for
Youth Sports



10,136

Camp and After School
Program Participants



40,000+

Attendance at City-Wide Special Events
(excluding 4th of July and Mariachi Festival)



PARKS, RECREATION AND COMMUNITY SERVICES
ANNUAL REPORT: FY 2015 - 2016

Parks
Make
Life
Better!

COMMUNITY SERVICES



Summer Food Program

The Summer Food program is offered three months out of the year and is a partnership between Riverside and Alvorá Unified School Districts and PRCSD. The popular 10-week program provides youth ages 18 years and under with a nutritional meal option, which includes a BBQ entrée item, fruit, vegetable and milk. The PRCSD Summer Food program sites include: Bobby Bonds, Bordwell, Bryant, Hunt, La Sierra, Lincoln, Nichols, Patterson, Reid and Villegas Parks.



Meals Served Across All Sites
2015-2016 Fiscal Year

9th Annual Young Men's Conference

On May 11, 2016, the City of Riverside and the Riverside Community Health Foundation partnership presented the 9th Annual Young Men's Conference at the Riverside Convention Center. The conference provides 200 at-risk youth from the Riverside, Alvorá, and Jurupa Unified School Districts with exposure to 50 professional male mentors and chaperones, from a variety of career fields. During this event, the youth take part in presentations ranging from learning how to plan future goals in education, health, and fatherhood, as well as facing daily obstacles that may interfere with their plans to become productive citizens.



200 YOUTH



50 MENTORS



2,000+
Mariachi Festival Attendees



2,454

Seniors at Monthly Luncheons

Dales and La Sierra Senior Centers



571

Time for Tots Children

Villegas, Hunt and Nichols Park




361

Friendly Stars Program Attendees



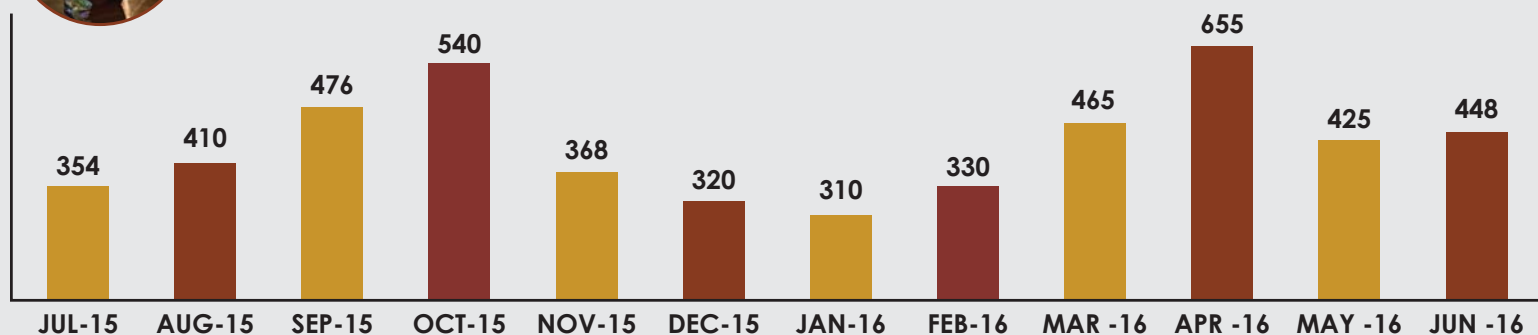
PARKS, RECREATION AND COMMUNITY SERVICES
ANNUAL REPORT: FY 2015 - 2016

Parks Make Life Better!



RIVERSIDE ARTS ACADEMY REGISTRATIONS

TOTAL: 5,101



HEAL

HEAL Grant Funds

\$87,000



2,284

Nutrition Education and Physical Activity Class Participants

Classes include Teen Cuisine, Food 4 Thought, after-school programs, and John Muir Charter School



3,000

Cooking Demonstration Participants



152

2015 Senior Fitness Fair Participants



32

Youth Participants
Youth Council and Mural/
Painting Projects

NEOP

NEOP Grant Funds

\$145,000



19

Participated and Partnered Events



900

Spring Into Health Attendees



60+

Nutrition Education and Physical Activity Classes

130

Adults and Youth Reached

Fit for You Nutrition and Fitness Classes at Bryant, Bordwell, Bonds, Villegas Parks, and John Muir Charter School



51

Young Engagement Project Participants



22

Training Classes

Including Nutrition Education Curriculum, Fiscal Documentation, and Staff Development



PARKS, RECREATION AND COMMUNITY SERVICES
ANNUAL REPORT: FY 2015 - 2016

Parks
Make
Life
Better!

PARKS MAINTENANCE



4,068

Work Orders
Generated



135

After-Hours
EMERGENCY
Call-Outs

1,387

CALL CENTER
SERVICE REQUESTS



62

Emergency/
Expedite



3

Playgrounds



17

Electrical



99

Landscaping /
Trees



453

General



261

Maintenance



301

Graffiti



8

Pool / Water
Features



96

Irrigation



19

Illegal
Activity



68

Vandalism



17,080

Work Release Participant Hours
(50% Decrease from FY 14/15)



**6 TREES
DONATED**

Including one by Councilman
Gardner who donated a tree
that was planted at Ryan
Bonaminio Park in memory of
the son he lost in 2015.

HOLE LAKE CLEANUP

May 2016



Great American Cleanup

Sponsored by KRCB

10+ Tons of Debris Removed



June 2016

Joint Effort from the Riverside Police Department and Public Works

108

Staff Hours



\$2,060

Equipment Costs



\$8,964

Personnel Costs



72.84 Tons

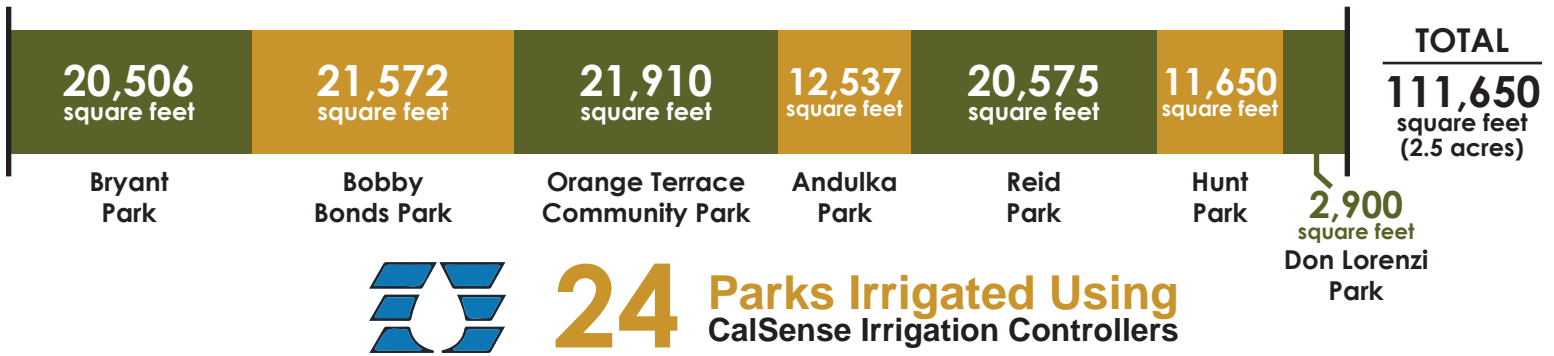
Total Debris Removed



PARKS, RECREATION AND COMMUNITY SERVICES
ANNUAL REPORT: FY 2015 - 2016

**Parks
Make
Life
Better!**

WATER CONSERVATION EFFORTS



PLANNING AND DESIGN

 **Award of Excellence in Facility Design**

Ysmael Villegas
Community
Center Renovation

Capital Improvement Plans Completed



- Streefer Park Turf Conversion and Demonstration Garden Bid Documents
- Arlington Innovation Center Bid Documents
- Fairmount ADA Ramp and Dock Bid Documents
- Bordwell and Lincoln Park Fitness Station Construction
- Don Jones Restroom Replacement



\$4,795,767
Park Development
Impact Fees Assessed



**Park Development
Impact Fees Collected**


\$428,000
Regional
Park Fees

\$1.9 Million
Local
Park Fees
(Used to pay
Renaissance debt)

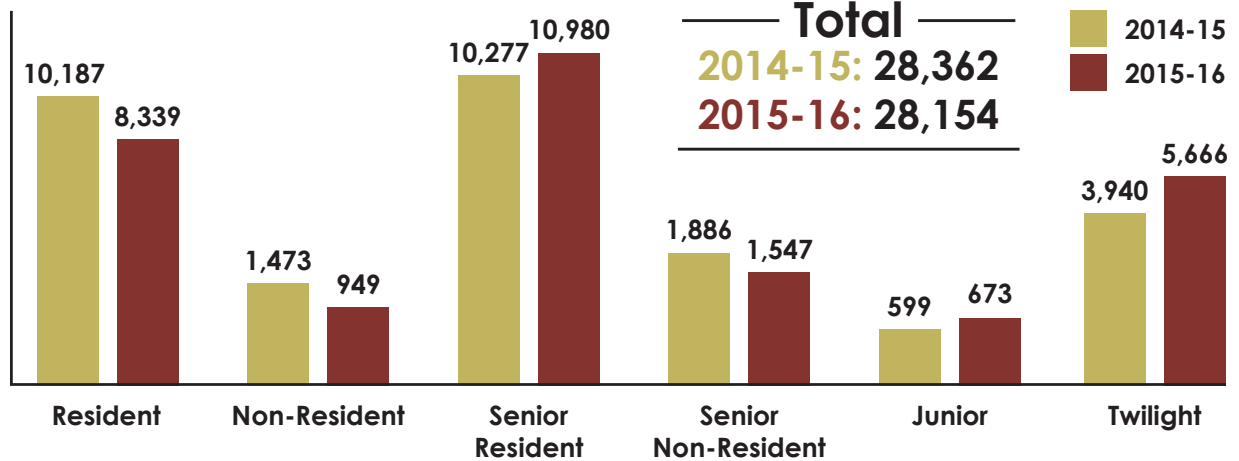


145 Planning Cases
Reviewed and Completed

FAIRMOUNT PARK GOLF COURSE



Rounds of Golf Played



Annual Revenue

2014-15
\$451,784

2015-16
\$460,102



Buckets of Balls

2014-15
11,196

2015-16
11,565



Golf Cart Rentals

2014-15
14,496

2015-16
13,507

Play at the Fairmount Golf Course continues to grow as Fairmount served as a host course for seven high school teams for the 2015/16 school year. In addition to an increase in Junior play, the greens had an increase in Twilight traffic and Range Ball sales. League play expanded from the Mondays Ladies Club to include a Thursdays Men's Club hosting over 40 golfers weekly.

SPECIAL TRANSIT



15,810
Wheelchair Rides

(Includes scooters, manual wheelchairs and electric wheelchairs)



166,177
Service Miles



167,440

**SPECIAL
TRANSPORTATION
PASSENGERS**

142,736

**ONE
WAY
TRIPS**



48,218
ADA Riders



94,518
Non-ADA Riders



PARKS, RECREATION AND COMMUNITY SERVICES
ANNUAL REPORT: FY 2015 - 2016

**Parks
Make
Life
Better!**