



# PARKS, RECREATION AND COMMUNITY SERVICES QUARTERLY REPORT: OCTOBER - DECEMBER 2016

Parks  
Make  
Life  
Better!

RECREATION  
pg. 2



## 3,000+ Competitors at CIF Southern Section Boys and Girls Cross Country Championships

Nov 11, 12 & 19



700+  
Youth

60+  
Volunteer  
Coaches

2016 Youth Flag Football Season  
Arlington Heights Sports Park



10,143  
Activity  
Attendees



498  
Monthly  
Luncheon  
Attendees



7,000+  
Students and Families at  
12th Annual College  
and Career Fair



387  
Work Orders  
Generated



57 After-Hours  
EMERGENCY  
Call-Outs

PARKS MAINTENANCE  
pg. 5-6



140,005  
Service Miles

SPECIAL TRANSIT  
pg. 6

COMMUNITY SERVICES  
pg. 2-5

# RECREATION



**700+**  
Youth

**60+**  
Volunteer  
Coaches

**2016 Youth Flag Football Season**  
Arlington Heights Sports Park




**50+** Fast Pitch Teams  
14 years & under  
**Don Battles On - Power Pool  
Girl's Fast Pitch Tournament**




**Greens Reopened**  
**Fairmount Golf Course**  
Veteran's Day (Nov 11)



**2nd Annual**  
**Riverside Turkey Trot**  
Nov 22 • Fairmount Park



**3,000+** Competitors at  
**CIF Southern Section Boys and Girls  
Cross Country Championships**  
Nov 11, 12 & 19



**\$4,925** Raised at **Restaurant Week**  
Weeks of Nov 21 & 28

## COMMUNITY SERVICES

SENIOR SERVICES @ LA SIERRA /DALES SENIOR CENTER



**10,143**  
**Activity  
Attendees**

**7,452**

La Sierra  
Senior Center

**2,691**

Dales  
Senior Center

Average of **2,500**  
attendees per month

Average of **900**  
attendees per month



**PARKS, RECREATION AND COMMUNITY SERVICES**  
**QUARTERLY REPORT: OCTOBER - DECEMBER 2016**

**Parks  
Make  
Life  
Better!**



**498**  
**Monthly Luncheon Attendees**



**3**  **Excursions**


Old World Huntington Beach Oktoberfest, Grammy Museum and LA Live, and Pechanga Casino



**65**  
**Art Pieces at the Gallery Art Show**  
La Sierra Senior Center



**Taco Festival**  
Sponsored by iHeartRadio Dales Senior Center /White Park


 **Up to 30,000**  
**Day of the Dead Attendees**  
Dales Senior Center /White Park

#### YOUTH SERVICES (PROJECT BRIDGE - YOC)



**Operation Safe House Thrift Store**

YOC and Project BRIDGE staff collaborated with Operation Safe House Thrift Store, to have participants paint and decorate the store front for the fall season.



**7,000+**  
**Students and Families at 12th Annual College and Career Fair**



**Fright Night Maze Annual Fall Festival**  
Bobby Bonds



**Job Fair**  
Project BRIDGE staff accompanied YOC participants to attend a local Job Fair.

#### DALES SENIOR CENTER



**100+**  
**Chair Volleyball Attendees**  
With Attendees from 5 Other Cities



**120** **Excursions Attendees**

Pala Casino and Balboa Park



**9**  
**Students for New Knitting & Crochet Class**



**88**  
**Harvest Fest Luncheon Attendees**



**PARKS, RECREATION AND COMMUNITY SERVICES**  
**QUARTERLY REPORT: OCTOBER - DECEMBER 2016**

**Parks Make Life Better!**



**65+**

**Seniors Attending  
Fitness Classes**



**Monthly  
Birthday Potluck  
Participants**



**82**

**IN ATTENDANCE  
WINTER WONDERLAND DANCE**



**25%**

**Revenue Increase  
Holiday Craft Fair**

#### LA SIERRA SENIOR CENTER



**Luncheon  
Attendees**

October - December 2016



**Chills and Thrills Dinner  
Dance Participants**



**180+**

**IN ATTENDANCE  
Friendly Stars Winter Party**



**50+**

**Craft Class  
Participants**

#### RIVERSIDE ARTS ACADEMY

### Eastside Fall Festival



The drum line team collaborated with the trumpet and trombone instructors to kick start the entertainment lineup with jazzy tunes that drew the crowd to the audience stands.



The ballet Folklorico dancers performed in colorful jarabes accompanied by traditional Mexican music from the regions of Jalisco and Sinaloa.



The Hip Hop dancers closed the Arts Academy portion with the tots performing "Whip and Naenae" and with Hip Hop Girls and Boys performing Halloween themed choreography inspired by Michael Jackson's "Thriller."

**\$98,000+**



**Raised at  
The Art of Giving Gala**

Cesar Chavez Community Center - November 30, 2016



**PARKS, RECREATION AND COMMUNITY SERVICES  
QUARTERLY REPORT: OCTOBER - DECEMBER 2016**

**Parks  
Make  
Life  
Better!**



## Riverside Arts Academy Supplied Entertainment for Winter Wonderland



**Riverside Arts  
Academy Students**  
enrolled in December

### TIME FOR TOTS



## Spooktacular Halloween Event

The event featured all tots in costumes to participate in a costume parade for all parents and guardians. It also provided "Trick or Treat" time where tots were able to knock on different doors at the community center and staff handed out candy for a safe experience.



**286**  
**Time for Tots Participants**  
enrolled in December



## Arts and Crafts

Students participated in seasonal arts and crafts by making hand turkeys and learning about the Thanksgiving holiday.



## Time for Tots Winter Celebration

All tot sites performed holiday songs for all in attendance. Santa Claus made an appearance and handed out presents that were donated from the Spark of Love toy drive to all the tots.



# PARKS MAINTENANCE



## Volunteer Events



**Riverside Land Conservancy**  
**Native Planting and  
Drip Irrigation**  
Martha McLean Park

**Veterans**  
**Tree Planting**  
Challen Hill Park

**Boy Scout, Eagle Project**  
**Noxious Weed Abatement**  
Sycamore Canyon  
Wilderness Park, Ameal  
Moore Nature Center

**Rotarians**  
**Rose Garden Planter Work**  
Fairmount Park Rose Garden

**Keep Riverside Clean and Beautiful**  
**Santa Ana River Clean-Up**  
Fairmount Park



**615** Volunteer  
Group Hours

**237**  
October

**336**  
November

**42**  
December



**PARKS, RECREATION AND COMMUNITY SERVICES**  
**QUARTERLY REPORT: OCTOBER - DECEMBER 2016**

**Parks  
Make  
Life  
Better!**



228

Call Center  
Service Requests

224

Completed



62  
Graffiti

10

Emergency/  
Vandalism



50  
General



84  
Maintenance  
Issues



22  
Landscape/  
Sprinklers/Tree Issues



57  
After-Hours  
EMERGENCY  
Call-Outs



3,162  
Work Release Participant Hours  
October and November

1,702  
Mt. Rubidoux  
Visitors per Day

338  
Mt. Rubidoux  
Bikers  
October-November

387

Work Orders  
Generated



334  
Completed



110  
Building  
Repairs



54  
Playgrounds



133  
Electricity



47  
Graffiti /  
Vandalism



80  
Park Amenity  
Repairs



81  
Plumbing /  
Restrooms

## SPECIAL TRANSIT



140,005  
Service Miles



23,831  
ADA Riders



2,861  
Non-ADA Riders



PARKS, RECREATION AND COMMUNITY SERVICES  
QUARTERLY REPORT: OCTOBER - DECEMBER 2016

Parks  
Make  
Life  
Better!