

**Attachment 8 - Measure Z Recommendation Comparison**  
*Revised Staff and Budget Engagement Commission (BEC)*

**BACKGROUND:**

The Budget Engagement Commission (BEC) met five times between February 23, 2017 and April 19, 2017 to develop their own recommendations on Measure Z spending. On May 4, 2017, after the posting of the May 9, 2017 City Council agenda, the BEC met for a sixth time and finalized their recommendations to the City Council (Attachment 9). The BEC Chair, Robert Mendez, will present the BEC's Measure Z recommendations to the City Council on May 9, 2017.

**SUMMARY OF DIFFERENCES:**

Overall, the Revised Staff Measure Z Spending Priorities (Attachment 5) are similar to those proposed by the BEC. Both staff's revised spending plan and the plan proposed by the BEC, focus on public safety, addressing fiscal discipline and responsibility issues, funding critical unfunded needs, and technology. The largest difference between the two plans centers on building of new facilities (facility capital needs) and maintenance of the City's roads (quality of life). The summary below is followed by a detailed overview of the **differences over the first five years of Measure Z.**

Category	Years 1-5			
	BEC		Staff	
Critical Operating Needs	\$ 55,318,080	25.4%	\$ 56,034,250	25.6%
Facility Capital Needs	\$ 21,667,647	9.9%	\$ 42,833,882	19.5%
Fiscal Discipline/ Responsibility	\$ 37,157,424	17.0%	\$ 43,344,207	19.8%
Public Safety	\$ 64,355,806	29.5%	\$ 68,497,813	31.2%
Quality of Life	\$ 27,366,028	12.5%	\$ 3,837,199	1.7%
Technology	\$ 12,240,000	5.6%	\$ 4,750,000	2.2%
<b>TOTALS</b>	<b>\$218,114,985</b>	<b>100.0%</b>	<b>\$219,297,352</b>	<b>100.0%</b>

**Fiscal Discipline/Responsibility:**

- General Fund Reserve: Both City staff and the BEC support increasing the General Fund Reserve to 20%. The BEC proposes to increase the General Fund Reserve to 20% over 10 years, while staff recommends increasing the City's General Fund reserve to 20% by FY 2017/18 (year 2). There is a difference of \$11.7 between staff's Revised Recommendations (\$32.3 million) and the BEC's Recommendations (\$20.6 million).
- Worker's Compensation and General Liability Funding: Both City staff and the BEC (\$8 million) recommended the funding of the City's unfunded workers compensation and general liabilities; however, the BEC recommends spending \$8 million more over the first five years and City Manager's Office only recommends \$3.5M.

## **Attachment 8 - Measure Z Recommendation Comparison**

### *Revised Staff and Budget Engagement Commission (BEC)*

- Vacation Liability: Staff's original request to fund \$1 million in excess vacation liability, mostly related to retirements, has been removed to allow for increased public safety spending priorities. The BEC recommends funding the \$1 million.

#### **Critical Operating Needs (Non-Safety):**

- Principal Analyst: Staff recommends restoration of one of the two principal analyst positions eliminated during the FY 2016-2018 Two-Year Budget Process. The BEC does not recommend this item, which is a difference of approximately \$711,000.
- Contingency Replacement: Staff recommends restoration of the City's Contingency Fund, which was mostly spent to establish the Budget Office (\$2 million). The BEC does not recommend this item, which is a difference of approximately \$2 million.
- Homeless Services: The BEC recommends funding an additional \$500,000 per year in homeless services. Additional homeless services funding was not specifically recommended by staff, which is a difference of \$2 million over the first five years.

#### **Critical Public Safety Needs:**

- Recruitment of Police Officers and Dispatchers: In order to hire a significant number of additional officers and non-sworn safety positions, staff recommends a new Senior Analyst position (Human Resources) and hiring incentives for officers and dispatchers. The BEC recommends only the funding for police officer hiring incentives. There is a difference of \$800,000 between staff's Revised Recommendations (\$1.8 million) and the BEC's Recommendations (\$1 million).
- Civilian Personnel: To support 60 net new police officers, staff recommends a parallel increase in civilian positions in the form of nine new dispatchers and reinstatement of all other civilian cuts from the FY 2016-2018 Two Year Budget Process (a total of 20 additional positions - \$3.3 million). The BEC does not support this item, which is a difference of \$3.3 million.

#### **Quality of Life Needs:**

- Road Repair and Maintenance: As a result of the recently passed State transportation funding bill (SB 1, Road Repair and Accountability Act of 2017), the City estimates to receive between \$6.5 million and \$7.4 million in additional annual revenue from the State for road projects. Consequently, staff recommended reallocating all Measure Z funding previously recommended for street maintenance and repair (\$11.5 million over the first five years) to critical public safety priorities. The BEC has recommended funding street maintenance at an estimated level of 50+ miles per year, less any revenue received through SB 1. The difference between the two recommendations is \$20.3 million.
- Ward Action Teams: Staff has recommended funding two positions (City Manager's Office and City Attorney's Office) for the City's Ward Action Teams (\$1.7 million). The BEC has included the funding for the City Attorney's Office position (\$1 million) as it has been approved by City Council; however, the BEC voted not to support the Ward Action Team concept. As such, the BEC did not

## **Attachment 8 - Measure Z Recommendation Comparison**

### *Revised Staff and Budget Engagement Commission (BEC)*

recommended funding the City Manager's Office position, which is a difference of approximately \$711,000.

- *Tree Trimming:* Both City staff (\$2 million) and the BEC (\$6 million) recommended the funding of tree maintenance; however, the BEC recommends spending \$4 million more over the first five years.
- *Quality of Life Survey:* Staff recommend the funding of a biennial quality of life survey. The BEC does not recommend funding this item, which is a difference of \$100,000.

#### **Facility/Capital Needs:**

- *New Capital Facilities:* Both City staff and the BEC support funding for a new Main Library (\$7 million in debt service payments) and new Police Headquarters (\$10.5 million in debt service payments). Staff also supports funding for expansion/rehab of the Museum (\$4.7 million) and a parking garage (\$3.5 million). The BEC does not recommend these items, which is a difference of \$8.2 million.
- *To Be Determined Citywide Projects:* Staff recommends an allocation for citywide projects that will be determined on subsequent needs analysis and direction from the City Council (\$5 million). The BEC does not recommend this item, which is a difference of \$5 million.
- *Annual Neighborhood Allocations:* City staff recommends a \$250,000 allocation for each City Councilmember and the Mayor to address unfunded capital projects in their ward and citywide. The BEC does not recommend this item, which is a difference of \$8 million. Further, citing the large amount of unfunded critical needs and feedback from the community, the BEC voted to specifically recommend to the City Council that this item is not supported or funded.

#### **Technology:**


- *Enterprise Resource Planning (ERP) System:* City staff recommends replacement of the City's almost 20-year old financial system. The BEC does not support this recommendation, which is a difference of \$3 million over the first five years.
- *Cybersecurity:* Both City staff (\$750,000) and the BEC (\$3.6 million) recommended the funding of cybersecurity; however, the BEC recommends spending \$2.85 million more over the first five years.
- *Hardware (servers, storage and network equipment):* Both City staff (\$1 million) and the BEC (\$8.6 million) recommended the funding of hardware; however, the BEC recommends spending \$7.6 million more over the first five years.

**Attachment 9: Budget Engagement Commission Measure Z Spending Priorities**

Item #	Funding Request	Category	Original Proposal (Funded/Unfunded) / Beginning Measure Z Fund Balance	Year 1 FY 2016/17	Year 2 FY 2017/18	Year 3 FY 2018/19	Year 4 FY 2019/20	Year 5 FY 2020/21	Year 1-5 Totals	Notes
				\$ -	\$ (0)	\$ 11,009,555	\$ 10,900,431	\$ 3,586,569		
1	General Fund Reserve (20%)	Financial Discipline/Responsibility	Revised - BEC	\$ 5,554,224	\$ 3,000,000	\$ 4,000,000	\$ 4,000,000	\$ 4,000,000	\$ 20,554,224	Move to a 20% reserve over a 10-year period.
2	Payoff of the Balloon \$32 million Pension Obligation Bond	Financial Discipline/Responsibility	Revised(Revised Staff)	\$ -	\$ 1,900,800	\$ 1,900,800	\$ 1,900,800	\$ 1,900,800	\$ 7,603,200	February 2017 Finance Committee recommendation to utilize Measure Z funding to pay off the BAN. The General Fund portion of the POB costs is approximately 48% of the total. The revised 10-year financing reflects approximately \$40 million in total principal and interest payments. The total amounts presented are the General Fund portion only. City Council approved 10-year financing on April 25, 2017, subject to final City Council approval on May 16, 2017.
3	50% Funding for Workers Comp and General Liability	Financial Discipline/Responsibility	Original	\$ -	\$ 4,000,000	\$ 4,000,000	\$ -	\$ -	\$ 8,000,000	\$8 million is estimated to result in a 50% funding level by FY 2021
4	Liability for excess unused vacation	Financial Discipline/Responsibility	Original (Unfunded)	\$ -	\$ -	\$ 1,000,000	\$ -	\$ -	\$ 1,000,000	
5	Additional Sworn Police Positions	Public Safety	Original	\$ -	\$ 3,700,000	\$ 6,500,000	\$ 8,800,000	\$ 11,000,000	\$ 30,000,000	Year 2: Add back 17 sworn officers reduced during FY 2016-18 Two-Year Budget Year 3: Add 16 additional officers Year 4: Add 14 additional officers Year 5: Add 13 additional officers * 60 total sworn positions; all positions have an estimated 5% annual increase for salaries, benefits, etc.
6	Police Officer Lateral Hire Incentives and Recruitment Costs	Public Safety	New	\$ -	\$ -	\$ 344,360	\$ 344,360	\$ 344,360	\$ 1,033,080	Includes hiring and retention bonuses, vacation bank accruals, and testing/background expenditures.
7	Additional Dispatchers	Public Safety	Original	\$ -	\$ 260,000	\$ 480,000	\$ 705,000	\$ 930,000	\$ 2,375,000	Year 2: Add 3 additional dispatchers Year 3: Add 2 additional dispatchers Year 4: Add 2 additional dispatchers Year 5: Add 2 additional dispatchers * 9 total dispatchers are all net "new" positions; all positions have an estimated 5% annual increase for salaries, benefits, etc.
8	Reinstatement of Fire Squad	Public Safety	Original	\$ 450,000	\$ 792,798	\$ 832,438	\$ 874,060	\$ 917,763	\$ 3,867,058	Approved by City Council in December 2016. Estimates include 5% annual increases (salaries, benefits, etc.).
9	Reinstatement of Captains (Training and Arson)	Public Safety	Original	\$ -	\$ 450,025	\$ 472,526	\$ 496,153	\$ 520,960	\$ 1,939,664	Estimates include 5% annual increases (salaries, benefits, etc.).
10	Reinstatement of Battalion Chief	Public Safety	Original	\$ -	\$ 282,595	\$ 296,725	\$ 311,561	\$ 327,139	\$ 1,218,020	Estimates include 5% annual increases (salaries, benefits, etc.).
11	Revised PD Vehicle Replacement and Maintenance Plan	Public Safety	Revised	\$ -	\$ 2,704,822	\$ 2,745,119	\$ 2,786,221	\$ 2,828,146	\$ 11,064,308	Annual debt services of \$690,000 plus replacement of vehicles each year. Useful life of 3-5 years; 4 year financing (\$2.5 million)
12	Refurbish PD Vehicle (Pilot Program)	Public Safety	New	\$ -	\$ 50,000	\$ -	\$ -	\$ -	\$ 50,000	\$25,000 per vehicle - 2 vehicle pilot program.
13	Revised Fire Vehicle Replacement and Maintenance Plan	Public Safety	Revised	\$ -	\$ 1,690,000	\$ 1,990,000	\$ 3,574,252	\$ 3,894,158	\$ 11,148,410	One-time replacement of 16 vehicle; 10-year financing (\$13.7 million). Additional layering in of vehicle replacement for remainder of vehicles.
14	Fleet Facility Capital Repairs Needed	Public Safety	New	\$ -	\$ 100,000	\$ -	\$ -	\$ -	\$ 100,000	Facility improvements to doors, lifts and drive approach.
15	Additional Fleet Mechanics for Police Department (2)	Public Safety	New	\$ -	\$ 181,000	\$ 190,050	\$ 199,553	\$ 209,530	\$ 780,133	Total salary and benefits - based on existing position. Final amounts may differ based on starting salary and CalPERS tier. Current costs anticipated 5% annual increases for first 5-years with 2% increases thereafter.
16	Additional Fleet Mechanics for Fire Department (2)	Public Safety	New	\$ -	\$ 181,000	\$ 190,050	\$ 199,553	\$ 209,530	\$ 780,133	Total salary and benefits - based on existing position. Final amounts may differ based on starting salary and CalPERS tier. Current costs anticipated 5% annual increases for first 5-years with 2% increases thereafter.

**Attachment 9: Budget Engagement Commission Measure Z Spending Priorities**

Item #	Funding Request	Category	Original Proposal (Funded/Unfunded) / Beginning Measure Z Fund Balance	Year 1 FY 2016/17	Year 2 FY 2017/18	Year 3 FY 2018/19	Year 4 FY 2019/20	Year 5 FY 2020/21	Year 1-5 Totals	Notes
				\$ -	\$ (0)	\$ 11,009,555	\$ 10,900,431	\$ 3,586,569		
17	Funding Gap - Existing Services (based on the FY 16-17 2nd Qtr General Fund Operating Deficit estimate)	Critical Operating Needs	Revised	\$ 3,934,526	\$ 5,482,404	\$ 10,787,847	\$ 17,266,026	\$ 10,734,277	\$ 48,205,080	Based on 5-Year Model and largely associated with union contracts. Model assumes no-raises for SEIU in Year 5.
18	Budget Engagement Commission Support	Critical Operating Needs	Original	\$ 5,000	\$ 27,000	\$ 27,000	\$ 27,000	\$ 27,000	\$ 113,000	Supplies, printing and mailing, video and security staff
19	General Plan Update (Includes Zoning Code Changes)	Critical Operating Needs	New (Revised Staff)	\$ -	\$ 2,000,000	\$ 1,500,000	\$ 1,500,000	\$ -	\$ 5,000,000	Over the past 20 years, the City's regulatory environment for development has become burdensome. In order to make an investment in the future of Riverside, funding is needed for a General Plan Update, including zoning code, in the near future.
20	Homeless Services	Critical Operating Needs	New - BEC	\$ -	\$ 500,000	\$ 500,000	\$ 500,000	\$ 500,000	\$ 2,000,000	Submitted by Commissioners Hart and Segura. Commissioner Mayes and Vice-Chair Lee support funding for homeless services.
21	New Downtown Main Library	Facility Capital Needs	Revised (Revised Staff)	\$ -	\$ -	\$ 1,867,412	\$ 2,561,824	\$ 2,561,824	\$ 6,991,059	Estimated \$30 million
22	New Police Headquarters	Facility Capital Needs	Revised (Revised Staff)	\$ -	\$ -	\$ 2,801,118	\$ 3,842,735	\$ 3,842,735	\$ 10,486,588	Estimated \$45 million - Depending on features, liability costs will increase.
23	Annual Deferred Maintenance (Existing Facilities) - Partial Funding	Facility Capital Needs	Original	\$ -	\$ 1,000,000	\$ 1,500,000	\$ 250,000	\$ 1,450,000	\$ 4,200,000	
24	Tree Trimming - Additional Need	Quality of Life	Original (Unfunded)	\$ -	\$ 1,000,000	\$ 1,000,000	\$ 2,000,000	\$ 2,000,000	\$ 6,000,000	
25	Ward Action Team (City Attorney's Office)	Quality of Life	Revised	\$ 56,250	\$ 225,000	\$ 236,250	\$ 248,063	\$ 260,466	\$ 1,026,028	Approved by City Council in February 2017.
26	Request of Fund 50+ miles of paving	Quality of Life	Revised - BEC	\$ -	\$ 7,710,000	\$ 4,210,000	\$ 4,210,000	\$ 4,210,000	\$ 20,340,000	Amounts needed to pave 50+ miles per year. Amounts include the addition of eight staff members to facilitate the work. Amounts are a net of recent Gas Tax Increases, which are anticipated to be \$2,500,000 in FY 17/18 and \$6,000,000 in FY 18/19; \$6 million was used in calculations for for each year after
27	Cybersecurity - Partial Funding	Technology	Original	\$ -	\$ -	\$ 500,000	\$ -	\$ 250,000	\$ 750,000	
28	Cybersecurity - Unfunded	Technology	Revised (Unfunded)	\$ -	\$ 900,000	\$ 400,000	\$ 900,000	\$ 650,000	\$ 2,850,000	
29	Hardware (servers, storage, and network equipment) - Partial Funding	Technology	Revised (Unfunded)	\$ -	\$ 2,410,000	\$ 1,910,000	\$ 2,410,000	\$ 1,910,000	\$ 8,640,000	
<b>BEC Recommended Measure Z Expenditure Totals</b>				<b>\$ 10,000,000</b>	<b>\$ 40,547,444</b>	<b>\$ 52,181,694</b>	<b>\$ 59,907,158</b>	<b>\$ 55,478,688</b>	<b>\$ 218,114,985</b>	
Estimated 1% Transactions and Use Tax Revenue				\$ 10,000,000	\$ 51,557,000	\$ 52,072,570	\$ 52,593,296	\$ 53,119,229	\$ 219,342,094	Revenue estimates reflect 1% annual increases. Revised totals Received from HdL
Net Savings / (Expense)				\$ (0)	\$ 11,009,556	\$ (109,124)	\$ (7,313,863)	\$ (2,359,459)	\$ 1,227,110	
Ending Measure Z Fund Balance				\$ (0)	\$ 11,009,555	\$ 10,900,431	\$ 3,586,569	\$ 1,227,110	\$ 1,227,110	



## Measure Z Spending Priorities

City Manager's Office

City Council Meeting

May 9, 2017

RiversideCA.gov

### PAST COUNCIL ACTION


- January 31, 2017 – City Council Special Meeting
  - Staff presented Proposed Measure Z Spending Priorities City.
  - City Council provided feedback and asked questions.
  - City Council directed staff to work with the Budget Engagement Commission (BEC) to refine the five-year spending plan for Measure Z in time for the May 9, 2016 City Council meeting.



2

RiversideCA.gov


Proposed Measure Z Spending Priorities (Years 1-5)					
Major Category	Original		Revised		Difference
Fiscal Discipline/ Responsibility	\$47,774,507	21.8%	\$43,344,207	19.8%	\$(4,430,300)
Critical Operating Needs	\$48,129,948	21.9%	\$56,034,250	25.6%	\$7,904,302
Public Safety	\$55,911,629	25.5%	\$68,497,813	31.2%	\$12,586,184
Quality of Life	\$15,539,556	7.1%	\$3,837,199	1.7%	\$(11,702,357)
Facility Capital Needs	\$48,200,000	22.0%	\$42,833,882	19.5%	\$(5,366,118)
Technology	\$3,750,000	1.7%	\$4,750,000	2.2%	\$1,000,000
<b>TOTALS</b>	<b>\$219,305,640</b>	<b>100%</b>	<b>\$219,297,352</b>	<b>100%</b>	<b>\$(8,288)</b>


3

[RiversideCA.gov](http://RiversideCA.gov)

## CHANGES TO FISCAL DISCIPLINE/RESPONSIBILITY

- General Fund Reserve: The amount needed to maintain a 20% General Fund Reserve by FY 2017-18 has been adjusted based on the Second Quarter Financial Report. Total costs over five years have increased from \$29.2 million to \$32.3 million.
- Pension Obligation Bond (POB): Based on discussion at the April 25, 2017 City Council meeting, amounts reflect the General Fund portion of a fully amortized 10-year pension bond. Total costs over five years have decreased from \$9.5 million to \$7.6 million.


4

[RiversideCA.gov](http://RiversideCA.gov)

## CHANGES TO FISCAL DISCIPLINE/RESPONSIBILITY

- Worker's Compensation and General Liability Funding: The original requested funding of \$8 million was reduced to \$3.5 million to accommodate increased public safety spending priorities.
- Vacation Liability: The request to fund \$1 million in excess vacation liability (mostly related to retirements) has been removed to allow for increased public safety spending priorities.



5

RiversideCA.gov

## CHANGES TO CRITICAL SERVICE NEEDS (NON-SAFETY)

- General Fund Operating Shortfall: The amount needed for the General Fund shortfall has increased based on the Second Quarter Financial Report. Total costs over five years have increased from \$45.3 million to \$48.2 million.
- General Plan Update: To continue investing in the future of Riverside, funding is needed for a General Plan Update, including updates to the zoning code. The total five-year cost is \$5 million.



6

RiversideCA.gov



## CHANGES TO CRITICAL PUBLIC SAFETY NEEDS

- Recruitment of Police Officers and Dispatchers: In order to hire a significant number of additional officers, a new Senior Analyst position will be required in the Human Resources Department. In addition, hiring incentives are recommended for officers and dispatchers. The total increased cost over the next five years is \$1.8 million.
- Replacement of Police and Fire Vehicles: The revised plans provide for an immediate replacement of vehicles that are at or near the end of life, followed by an annual replacement based on the estimated useful life per industry standards. Total costs over five years have increased from \$14.4 million to \$22.2 million.



7

RiversideCA.gov

## CHANGES TO CRITICAL PUBLIC SAFETY NEEDS

- Crown Victoria Pilot Program: \$50,000 has been added for a refurbishment pilot program for two Crown Victoria vehicles in the Police Department. If successful, the program could save \$25,000 per vehicle.
- Police and Fire Vehicle Maintenance: In order to provide proper maintenance for first responder vehicles, four additional mechanics will be needed, along with one-time fleet facility modifications. The total cost over the next five years is \$1.7 million.



8

RiversideCA.gov

## CHANGES TO QUALITY OF LIFE

- Street Maintenance: As a result of SB 1, Road Repair and Accountability Act of 2017, the City estimates to receive \$7.4 million in additional annual revenue from the State for road projects. Staff has reallocated Measure Z funding previously recommended for street maintenance and repair (\$11.5 million over the first five years) to critical public safety priorities.



9

RiversideCA.gov

## CHANGES TO FACILITY/CAPITAL NEEDS

- New Facilities: The total bonded amount for capital projects has been revised from \$165 million to \$105 million, over the 20-year period.
  - One parking facility and expansion of the Convention Center have been removed from the recommended projects.
  - \$20 million of 20-year bonding capacity has been added for Citywide projects that will be determined on subsequent needs analysis and direction from the City Council.
  - Recommended funding remained unchanged for a new Downtown Main Library, new Police Headquarters, expansion/enhancement of the Museum, and one new a parking facility.
  - Total costs over five years have decreased from \$36 million to \$25.6 million.



10

RiversideCA.gov

## CHANGES TO TECHNOLOGY

- Enterprise Resource Planning (ERP) System: The City's financial system dates back to 1999. Total costs over first five years have increased from \$2 million to \$3 million.



11

RiversideCA.gov

## BUDGET ENGAGEMENT COMMISSION

- Bob Mendez, Chairperson



12

RiversideCA.gov

## STAFF AND BEC RECOMMENDATION SUMMARY

Category	Years 1-5			
	BEC		Staff	
Critical Operating Needs	\$ 55,318,080	25.4%	\$ 56,034,250	25.6%
Facility Capital Needs	\$ 21,667,647	9.9%	\$ 42,833,882	19.5%
Fiscal Discipline/ Responsibility	\$ 37,157,424	17.0%	\$ 43,344,207	19.8%
Public Safety	\$ 64,355,806	29.5%	\$ 68,497,813	31.2%
Quality of Life	\$ 27,366,028	12.5%	\$ 3,837,199	1.7%
Technology	\$ 12,240,000	5.6%	\$ 4,750,000	2.2%
<b>TOTALS</b>	<b>\$218,114,985</b>	<b>100.0%</b>	<b>\$219,297,352</b>	<b>100.0%</b>



13

RiversideCA.gov

## FISCAL DISCIPLINE / RESPONSIBILITY

- General Fund Reserve
  - Supported by BEC and City Staff
  - City Staff recommends achieving 20% over 2 years
  - BEC recommends achieving 20% over 10 years
- Workers Compensation, General Liability and Vacation
  - Supported by BEC and City Staff
  - City Staff recommends \$3.5 million in funding
  - BEC recommends \$9 million in funding



14

RiversideCA.gov

## CRITICAL OPERATING NEEDS

- Principal Analyst (City Manager's Office)
  - City staff recommends funding (\$711,00)
  - BEC did not recommend funding
- Contingency Replacement
  - City staff recommends funding (\$2 million)
  - BEC did not recommend funding
- Additional Homeless Services
  - City staff does not recommend additional funding
  - BEC recommends funding (\$2 million)



15

RiversideCA.gov

## CRITICAL PUBLIC SAFETY

- Recruitment of Police Officers
  - Supported by BEC and City Staff
  - City staff recommends recruitment funding for officers, dispatchers and funding for a senior human resources analyst (\$1.8 million)
  - BEC recommends recruitment funding for officers (\$1 million)
- Civilian Personnel
  - City staff recommends funding (\$3.3 million)
  - BEC did not recommend funding



16

RiversideCA.gov

## QUALITY OF LIFE

- Road Repair and Maintenance
  - As a result of SB 1 (Road Repair and Accountability Act of 2017), staff does not recommend additional funding
  - BEC recommends funding (\$20.3 million)
- Tree Trimming
  - Supported by BEC and City Staff
  - City Staff recommends \$2 million in funding
  - BEC recommends \$6 million in funding
- Quality of Life Survey
  - Staff recommends funding (\$100,000)
  - BEC did not recommend funding



17

RiversideCA.gov

## QUALITY OF LIFE

- Ward Action Teams
  - Staff recommends funding two positions (City Manager's Office and City Attorney's Office - \$1.7 million)
  - BEC has included the funding for the City Attorney's Office position (\$1 million) as it has been approved by City Council
  - BEC voted to specifically not support the Ward Action Team concept



18

RiversideCA.gov

## FACILITY/CAPITAL NEEDS

- *New Facilities*
  - BEC and City Staff support a new Main Library (\$7 million) and Police Headquarters (\$10.5 million)
  - City Staff also recommends Museum rehab/expansion (\$4.7 million) and additional parking (\$3.5 million)
- *To Be Determined Projects*
  - City staff recommends funding (\$5 million)
  - BEC did not recommend funding



19

RiversideCA.gov

## FACILITY/CAPITAL NEEDS

- *Annual Neighborhood Allocations*
  - City staff recommends funding (\$8 million)
  - BEC did not recommend funding
  - Citing the large amount of unfunded critical needs and feedback from the community, the BEC voted to specifically recommend to the City Council that this item is not supported or funded



20

RiversideCA.gov

## TECHNOLOGY

- Enterprise Resource Planning (ERP) System
  - City recommended funding (\$3 million)
  - BEC did not recommend funding
- Cybersecurity
  - Supported by BEC and City Staff
  - City Staff recommends \$750,00 million in funding
  - BEC recommends \$3.6 million in funding
- Hardware
  - Supported by BEC and City Staff
  - City Staff recommends \$1 million in funding
  - BEC recommends \$8.6 million in funding



21

RiversideCA.gov

## TIMELINE OF EVENTS

- May 9, 2017
  - Measure Z Staff Recommendations
  - Measure Z BEC Recommendations
- May 16, 2017
  - City Council Direction on Measure Z
  - Reaffirm 10-Year POB strategy
- June 20, 2017
  - Mid-Cycle Update, including Measure Z



22

RiversideCA.gov



## RECOMMENDATIONS

That the City Council:

1. Receive and provide input on staff's revised Measure Z spending priorities over a five-year period (presented in this report), in conjunction with separately presented Measure Z spending recommendations from the Budget Engagement Commission (BEC); and
2. Continue this item to the May 16, 2017 City Council meeting, in order for the City Council to provide direction to staff on Measure Z spending over the next five years, which will be incorporated into the City's Mid-Cycle budget update on June 13, 2017.

