



PARKS, RECREATION AND COMMUNITY SERVICES ANNUAL REPORT: FISCAL YEAR 2016-2017

Parks
Make
Life
Better!

ADMINISTRATION

pg. 2



10

Consecutive Years
Riverside Has
Earned the National
Designation

\$15K

Imagination
Playground
Awarded



Award of Excellence Arts
and Cultural Services,
Riverside Arts Academy

200,000+

SPECTATORS

4th of July

At Two Shows



17,000+

Special Events Participants



12,793

CONTRACT CLASS
REGISTRATIONS
6.5% Increase Over FY 2015-2016

RECREATION

pg. 2-8

COMMUNITY SERVICES

pg. 9-15



45,026

Senior Activity
Attendees

Dales Senior Center/La Sierra Senior Center



47,326

Summer meals
served across
all sites



Water Wise Demonstration
Garden completed at
Janet Goeske Foundation
Senior Center



411

Park Development
and Planning Project
Cases Reviewed

PLANNING AND DESIGN

pg. 16



136,746

Total Trips



712,547

Service Miles



89,821

Non-ADA Riders

1,326

Call Center
Service Requests

1,298

Completed



14,504

Work Release Participant Hours

PARK MAINTENANCE

pg. 17

SPECIAL TRANSIT

pg. 16

ADMINISTRATION



10 Consecutive Years
Riverside Earned
the National
Designation

\$15K Imagination
Playground
Awarded



Award of Excellence Arts
and Cultural Services
Riverside Arts Academy

Service Award of Excellence for
Champion of the Community,
Collette Lee

RECREATION

200,000+
4th of July
Spectators



18,000
Summer Concert Series
Attendees in July



2,000+
Pokémon GO Third
Saturday Attendees



3,800
Movies in the Park
Attendees in July
and August

COMMUNITY CENTER PROGRAMS/EVENTS



750+
Community Center Fitness
& Exercise Participants



17,000+
Special Events Participants

Events include Citrus
Heritage Run, MLK
Walk, Color Run, Tater
Tot & Beer Festival,
Baseball/Softball
Events and more



12,793 CONTRACT CLASS
REGISTRATIONS
6.5% Increase Over 2015-2016 FY





71,953
Outdoor Reservations



711
Contract
Classes

12,793
Participants

CAMPS

3,585
Participants
City-Run Camps

2,282
Participants
Contracted Camps



2,521
After-School
Participants

CONTRACT CLASS ENROLLMENT



Average



Residents
89%



Non-Residents
11%

Average



13,584
Adult Sports
(City Conducted)

16,000+
Adult Sports
(Non- City Conducted)



50,940
Program
Registrations
(Active Net)



340
Adult Fitness
Memberships



543
Cheer/Dance
Academy
Participants



3,384
PRCSD - Youth Sports
Participants

13,000+

All Other Youth Sports
Participants

320

Youth Sports
Volunteer Coaches



100+ Backpacks
Given Away
at Back Park Give-A-Way
(Donated by California Steel Industry)



RPAL Demos


Riverside Police Assistance League offered 6 free demonstrations for the Mini and Splash Camps hosted throughout the City. Demonstrations included TSU Bomb Unit and Robot, K9 Showcase, Traffic Officers and Motorcycles and Police Car visit, Judo and Self Defense class and on Bobby Bonds Fun Day the SWAT/Helicopter Units staged a landing on the turf.



PARKS, RECREATION AND COMMUNITY SERVICES
ANNUAL REPORT: 2016-2017

Parks
Make
Life
Better!

FACILITIES



952 Indoor Paid Rentals



30 Special Events Permits Processed



92 Sponsorship Applications Reviewed

70

PRCSD Processed & Approved Sponsorship Events



50+ Fast Pitch Teams 14 years & under
Don Battles On - Power Pool Girl's Fast Pitch Tournament



Greens Reopened after annual turf renovations
Fairmount Golf Course
Veteran's Day (Nov 11)



2nd Annual Riverside Turkey Trot
Nov 22 • Fairmount Park

YOUTH SPORTS



40+
Participants

Sports for Tots and Starting New at Golf (SNAG)

Santa Ana River Trail Bike Ride and Festival

JUNE 11

Youth and adult bicyclists gathered at Ryan Bonaminio Park on one of two routes. Some headed for the **Hidden Valley Nature Center** on a **14.5-mile trek**. Others chose the **4.5-mile ride** to **Martha Mclean-Anza Narrows Park**.

3,000+ Competitors
Nov 11, 12 & 19

CIF Southern Section Boys and Girls Cross Country Championships



PARKS, RECREATION AND COMMUNITY SERVICES
ANNUAL REPORT: 2016-2017

Parks
Make
Life
Better!

AQUATICS

GRANTS FOR OPERATION SPLASH

24 PARTICIPANTS
Lifeguarding
Class

\$84,100
Kaiser Permanente

\$4,000
LA 84 Foundation

\$17,455
American Red Cross



39,000
Recreational
Swimmers



2,159
Swim Lessons



1,667
Grant Funded
Swim Lessons



ALL POOLS PARTICIPATED
June 22 Worlds Largest Swim
Lesson Event

55 POOL
RENTALS

**AQUATICS
OPEN HOUSE**



300+
PARTICIPANTS

received free swim lesson level tests, class demonstrations and ability to register for Aquatics programming before opened to the general public.

**STARTING
BLOCKS**

700+
SWIM
LESSONS

PRCSD, Riverside City College and the Riverside Unified School District are once again working together to offer the Starting Blocks program. The Starting Blocks program offers swim lessons to youth that are at risk of injury and drowning due to lack of exposure and experience around bodies of water. Lessons will be subsidized through the Operation Splash and LA84 grant.

Available June - August

ADULT SPORTS

1,132
Teams

13,534
Participants

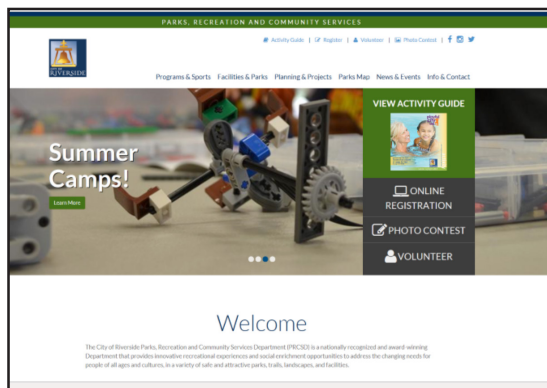
526
Youth Boxers
Bryant & Villegas Parks



PARKS, RECREATION AND COMMUNITY SERVICES
ANNUAL REPORT: 2016-2017

Parks
Make
Life
Better!


MARKETING AND SPONSORSHIP



May 2017 New PRCSD Website

The marketing section published the new PRCSD website, which includes comprehensive information and is easy to navigate for customers.

\$50,000
Cash Sponsorship



\$68,000
In-Kind Sponsorship




Summer and Fall
Explore/PRCSD
Spring Guide
Distributed in January



Capture Riverside Parks Photo Contests



SPECIAL EVENTS



1000+

**Health Snacks & Suppers at
Free ASP Snack & Supper Program**

Revolution Food, a food service provider, will provide free healthy snacks and drinks for the ASP sites in both the Community Services and Recreation Divisions, excluding Orange Terrace Community Center.

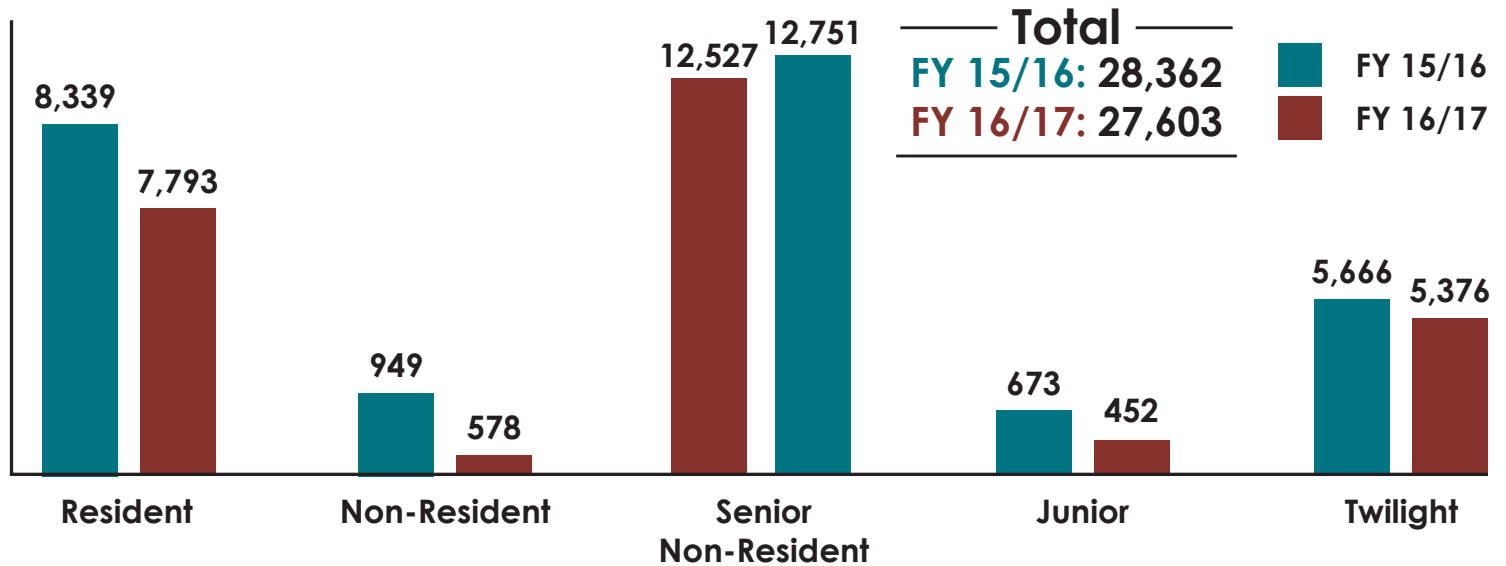


**PARKS, RECREATION AND COMMUNITY SERVICES
ANNUAL REPORT: 2016-2017**

**Parks
Make
Life
Better!**



Rounds of Golf Played



Activities

Installation of driving range targets.	Implementation of online tee-time software.	Launch of FairmontGolfCourse.org	April Fools Tournament - 32 Golfers
High School spring season golf League (home course) - 4 High Schools	Installation of marketing banners and flags.	Host site for Special Olympics of Southern California Spring Games - May 6 (104 Golfers)	Taco Tuesdays - Month of June
Father's Day Tournament - 40 golfers	Junior Golf League - June 19	Starting New at Golf (SNAG) program - June 24	



Annual Revenue

FY 15/16
\$460,102

FY 16/17
\$398,259



Buckets of Balls

FY 15/16
11,565

FY 16/17
9,849



Golf Cart Rentals

FY 15/16
13,507

FY 16/17
12,496

SPECIAL EVENTS



MAY 2017 CAMP ATTACK

15 Camp Instructors
showcased their camps to

200+ Participants

Customers that registered for camp at the Camp Attack event were entered into a drawing to receive a week of camp for free sponsored by the Riverside Community Services Foundation. **Over \$2,000 was received in camp registration at the Camp Attack event.**

100+ Riverside Sings
Contestants

The top 20 (10 youth and 10 teens) were voted to advance to the competition held at the Rhythm of Riverside Summer Concert Series at Fairmount Park, to compete for the title of Riverside Sings Champion.

May 16 - 17

Open House / Class Sampler

200+
MAY

Were able to participate in FREE class demos and able to register for summer classes before the general public



\$788,000

Contract Class Revenue

(6.5% Increase Over 2015-

2,500+ Spring
Eggstravaganza

attendees enjoyed egg hunts, crafts, game booths, face painting, live entertainment and petting zoo.
April 8

SENIORS



781

Seniors At
Bordwell, Bryant
& Villegas Parks



480

Bingo, Billiards
& Card Players



121

Seniors Attending
Wellness/Fitness
Classes



Socials
& Luncheons



COMMUNITY SERVICES



Bobby Bonds Day and Youth Festival

FRIDAY, AUGUST 16

Staff worked with outside organizations to have the day filled with activities and demonstrations from the Riverside Police Department and Rosie Bonds committee. Youth participated in track and field, baseball, basketball, and swimming activities.



**FEEDING AMERICA
PROGRAM PARTICIPANT**
Second Friday of Each Month
La Sierra Senior Center



**Summer Meals served
across all sites**



Bridge Games
Every Tuesday and
First and Third Thursday



150+ Art and Craft Students
2 NEW CLASSES Mixed Media (Wednesdays)
Crafty Sewing (Thursday)



**40 Summer School
Attendees**

18 César Chávez
Community Center
John Muir Charter School

22 Arlanza Campus

**Project B.R.I.D.G.E.
Partnership with**



AppleOne

32 Participants Hired Into
Entry-Level Warehouse Positions



Annual Arlanza Community Fair
September 17



**Latino Health Awareness
Month Nutrition Classes**
September 12, 13, 16



Fit for You Program
Bordwell, Villegas
and Bryant Park
July



**Annual Senior Fitness
Fair and Expo**
Bordwell Park by
HEAL Zone
August



**PARKS, RECREATION AND COMMUNITY SERVICES
ANNUAL REPORT: 2016-2017**

**Parks
Make
Life
Better!**



Bobby Bonds Mini Day Camp

During July, HEAL Zone staff continued to partner with Bobby Bonds Mini Day Camp providing physical activities. Each Friday morning the mini day campers get an hour of fun interactive play.



Teen Cooking Classes

HEAL Zone staff also provided a teen cooking class for 140 youth, including both the Teen Day campers and those teens not enrolled in day camp.



Teen Day Camp Nutrition Classes

HEAL Zone staff conducted a how to make a healthy snack class, for the combined 150 day campers.



160 Seniors

3rd Annual Senior Fitness Fair & Expo
August 23



Free Fit For You Program

July - August



Riverside County Bike Safety Workshop

September 6
Bobby Bonds Park



3,013

Riverside Arts Academy Registrations

Riverside Arts Academy became the 11th Affiliate City within the Harmony Project



579

Time for Tots Participants

Villegas, Hunt, Nichols and Bobby Bonds



30+

Art Pieces from Riverside Arts Academy at 9/11 Riverside Day of Service Event



45,026

Senior Activity Attendees

31,366

La Sierra Senior Center

13,660

Dales Senior Center

Average of 2,500 attendees per month

Average of 1,100 attendees per month

La Sierra Senior Center and Dales Senior Center

2,213

Monthly Luncheon Attendees

La Sierra Senior Center and Dales Senior Center



All NEOP Staff Passed Food Handlers Test

July



PARKS, RECREATION AND COMMUNITY SERVICES
ANNUAL REPORT: 2016-2017

Parks
Make
Life
Better!

Gallery Art Show 65 Art Pieces

La Sierra Senior Center



Operation Safe House Thrift Store

YOC and Project BRIDGE staff collaborated with Operation Safe House Thrift Store, to have participants paint and decorate the store front for the fall season.

7,000+

Students and Families at
12th Annual College and Career Fair



Fright Night Maze Annual Fall Festival

Bobby Bonds



Job Fair

Project BRIDGE staff accompanied YOC participants to attend a local Job Fair.



100+ Chair Volleyball Attendees

With Attendees from 5 Other Cities



25% Revenue Increase

Holiday Craft Fair

380




Excursions Attendees

Pala Casino and Balboa Park



Seniors at Monthly Luncheons

HEAL ZONE (HEALTHY EATING ACTIVE LIVING)



Weekly Harvest

Implemented into the Bobby Bonds After School Program



Little Chefs and Sweets N Treats

Healthy Treats Workshops

Eastside Fall Festival



The drum line team collaborated with the trumpet and trombone instructors to kick start the entertainment lineup with jazzy tunes that drew the crowd to the audience stands.



The ballet Folklorico dancers performed in colorful jarabes accompanied by traditional Mexican music from the regions of Jalisco and Sinaloa.



The Hip Hop dancers closed the Arts Academy portion with the tots performing "Whip and Naenae" and with Hip Hop Girls and Boys performing Halloween themed choreography inspired by Michael Jackson's "Thriller."

\$46,000+ Raised at The Art of Giving Gala

Cesar Chavez Community Center November 30

TIME FOR TOTS



Spooktacular Halloween Event

The event featured all tots in costumes to participate in a costume parade for all parents and guardians. It also provided "Trick or Treat" time where tots were able to knock on different doors at the community center and staff handed out candy for a safe experience.



Arts and Crafts

Students participated in seasonal arts and crafts by making hand turkeys and learning about the Thanksgiving holiday.

 **ZUMBA[®]** **250**
FITNESS Participants

 **600** Participants at the
6th Annual Health Fair
February 25, 2017

In collaboration with the League of United Latin American Citizens



2 State Awards

from California Parks and Recreation Society

Arts and Cultural Services for the
Riverside Arts Academy



Champion of the Community
in Volunteering, awarded to
the Chairperson of the RAA
Community Board - Collette Lee.



680
Participants at the
6th Annual LULAC
Community Health Fair



Home Front at Camp Anza

The NEOPB team provided Nutrition Education courses to the residents in the areas of:
Build a Healthy Plate, Planning Healthy Meals, Shopping on a Budget, What's on a Label, and Rethink Your Drink.



PROJECT BRIDGE

With three part-time outreach workers, Project BRIDGE currently assists a caseload of

20-30
participants each.



Assistance includes:

Anger Management and Substance Abuse classes

Youth Court Youth intake assistance

Enrollment of a participant in California Conservation Corps and placement in a residential facility

Job Hunts

Transportation to the DMV to assist youths with getting a California IDs

Follow-ups with dropped-out youth from Riverside John Muir Charter School

Recruiting youth for Riverside Heritage John Muir Charter School

Assisted youth with trauma and drug addiction

Case management with John Muir Charter School students

Christmas Toy Drive at Bryant Park

Raincross Boxing Academy Orientation

Assisting with Assemblies with Riverside Heritage John Muir charter School

Mural Meeting at the Youth Opportunity Center

Transportation of youths to UC Riverside for a tour with Student Organization Hermanos Unidos

Attendance to the Women's symposium for Sheriff's department



Adopt-A-Family Event

Two Families Chosen

The families were taken to Target to shop with a firefighter.



LA SIERRA SENIOR CENTER



31,366 TOTAL ATTENDANCE

RIVERSIDE ARTS ACADEMY (RAA)



Entertainment provided for
ANNUAL TAMALE FESTIVAL
April 22



Participated in the annual
HARMONY PROJECT
June 20



200+
SPRING FINALE PARTICIPANTS
May 25



PARKS, RECREATION AND COMMUNITY SERVICES
ANNUAL REPORT: 2016-2017

Parks
Make
Life
Better!



TIME FOR TOTS
PROMOTION CEREMONY
May 25

20 PARTICIPANTS AT
BOBBY BONDS DAY
June 10



Community Settlement Association,
Family Garden Mural
Assisted by Project BRIDGE



5 Youth Helped Install
Solar Panels



16 Job Fair
Attendees



6 Working at Jobs
that were Hiring

**Eastside Heal Zone
Green Store Mural**
Collaborated with Project BRIDGE



179+

10th Annual Young
Men's Conference
May 16



5,193

Reach of Community Health Fairs



1,169

Reach of Direct Education



Reach of PSE and Posters

20,764

Policy System Environmental Change



Cooking Matters / Shape of Yoga Classes
Home Front at Camp Anza

FRIENDLY STARS

552

April Attendance

Spring Fitness Party, Spring Egg
Hunt, Earth Day, Paint the Night

405

May Attendance

Cinco de Mayo Fiesta,
Country Western, Game Night

599

June Attendance

50s Shindig, Summer Nights,
Night in Paris Prom, 80s Night



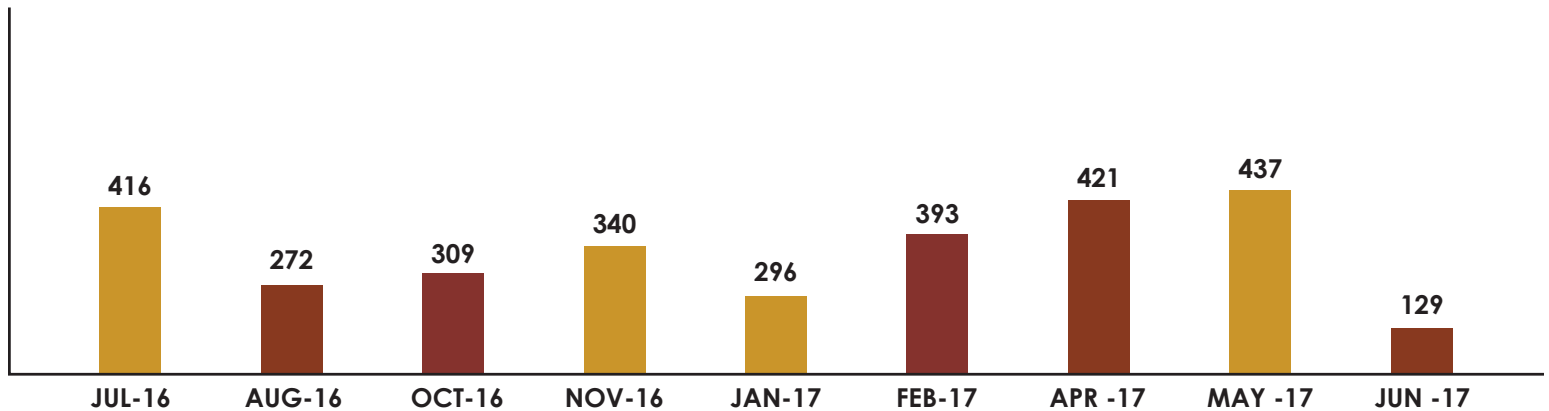
PARKS, RECREATION AND COMMUNITY SERVICES
ANNUAL REPORT: 2016-2017

**Parks
Make
Life
Better!**



RIVERSIDE ARTS ACADEMY REGISTRATIONS

TOTAL: 3,013



HEAL Grant Funds

\$154,000



1,000 Nutrition Education Farmers Market

Classes include Teen Cuisine, Food 4 Thought, and after-school programs



35 Youth Participants Mural / Painting Projects

NEOP Grant Funds

\$130,000




45 Participated and Partnered Events



23

Training Classes

Including Nutrition Education Curriculum, Fiscal Documentation, and Staff Development



65 Nutrition Education and Physical Activity Classes
901 Direct Education Reach

Fit for You Nutrition and Fitness Classes at Bryant, Bordwell, Bonds, Villegas Parks, La Sierra, Lincoln, Patterson and John Muir Charter School



PLANNING AND DESIGN



Completed Water Wise
Demonstration Garden at
Janet Goeske Foundation
Senior Center



Completed
Fairmont Park
ADA Boat Dock



Local Park Fees Collected
FY 2016-17 **\$3.1 MIL**
FY 2015-16 **\$1.9 MIL**

Regional Park Fees Collected
FY 216-17 **\$1 MIL**
FY 2015-16 **\$446K**



411

Park Development and Planning
Project Cases Reviewed

SPECIAL TRANSIT



136,746
Total Trips



46,852
ADA Riders



712,547
Service Miles



89,821
Non-ADA Riders

PARK MAINTENANCE

1,326 Call Center
Service Requests

1,298
Completed



298
Graffiti


99
Emergency/
Vandalism


429
General


368
Maintenance
Issues


132
Landscape/
Sprinklers/Tree Issues


217
After-Hours
EMERGENCY
Call-Outs

14,504
Work Release
Participant Hours


627,740
Mt. Rubidoux
Pedestrians
and Cyclists

53,514
Sycamore Canyon
Pedestrians
and Cyclists

2287
Work Orders
Generated


2024
Completed


480
Building
Repairs


166
Playgrounds


364
Electrical


260
Graffiti /
Vandalism


8
Health &
Safety


310
Park Amenity
Repairs


436
Plumbing/
Restrooms


1,849
Volunteer
Group Hours

 **237** Different Species in Sycamore Canyon
Wilderness Park documented by iNaturalist