



# WORKERS' COMPENSATION ANNUAL REPORT

Human Resources Department

City Council  
November 6, 2018

RiversideCA.gov

## OVERVIEW

1. Annual report of the City's Workers' Compensation claims activities and costs through June 30, 2018;
2. The W/C Division currently handles 700+ open claims (approximately 400 are open lifetime medical claims);
3. Each adjustor (currently 2) handles approximately 170 Indemnity claims each; and
4. W/C Assistants are currently handling a case load of 200 claims consisting of lifetime medical and medical only claims.



2

RiversideCA.gov

## STATISTICS

July 1, 2017 to June 30, 2018

	FY 17/18	FY 16/17
1. Total number of open claims –	758	786 ↓ 1%
2. Total number of new claims –	279	324 ↓ 1%
3. Total number of closed claims –	340	467 ↓ 1%
4. Total number of settled claims –	94	72 ↑ 1%

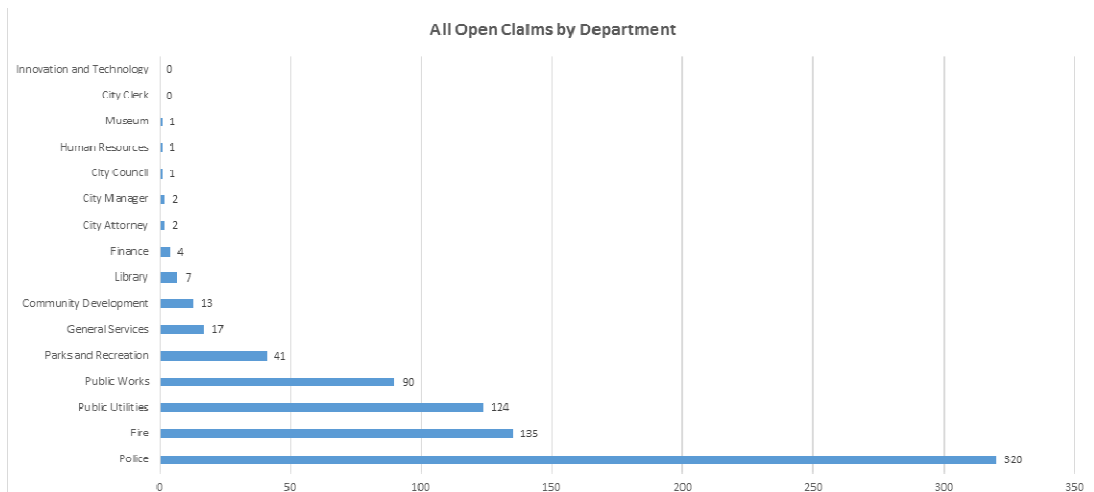


3

RiversideCA.gov

## CLAIM PROFILE BY DEPARTMENT

### All Open Claims



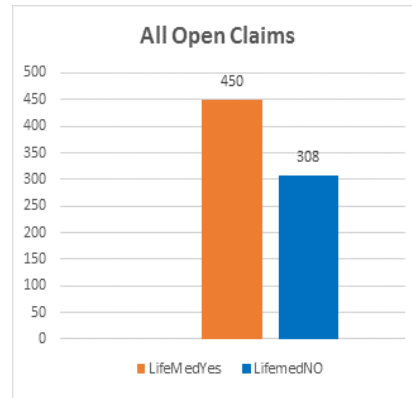
4

RiversideCA.gov

## CLAIM PROFILE BY DEPARTMENT

### All Open Claims

Department	Count of Claims
Police	320
Fire	135
Public Utilities	124
Public Works	90
Parks and Recreation	41
General Services	17
Community Development	13
Library	7
Finance	4
City Attorney	2
City Manager	2
City Council	1
Human Resources	1
Museum	1
City Clerk	0
Innovation and Technology	0
<b>Grand Total</b>	<b>758</b>

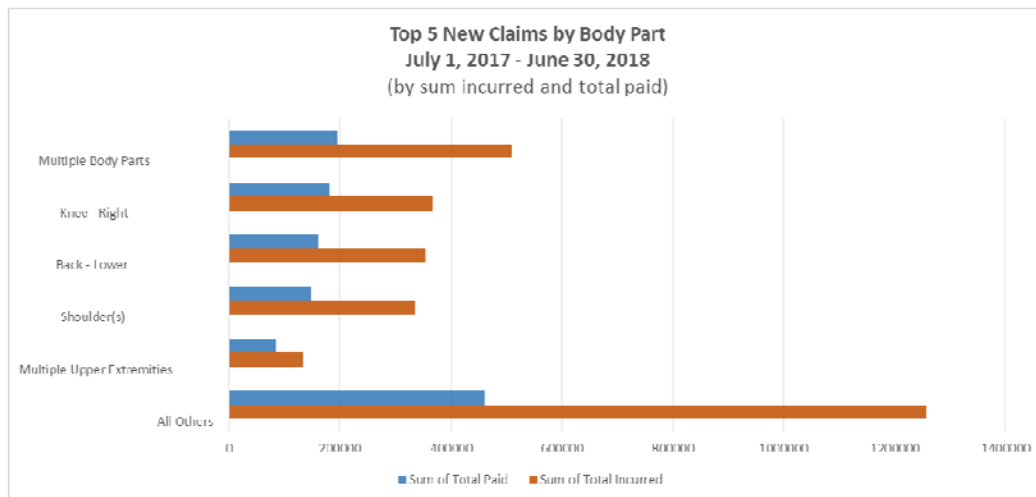


5

RiversideCA.gov

## CLAIM PROFILE BY INJURY

### Top 5 by Sum Incurred and Total Paid



6

RiversideCA.gov

## CLAIM PROFILE BY INJURY

Top 5 by Sum Incurred and Total Paid

Top 5 by Sum Incurred and Total Paid			
BodyPartDesc	Count by Body Part	Sum of Total Incurred	Sum of Total Paid
Multiple Body Parts	36	\$509,639.59	\$195,601.53
Knee - Right	11	\$367,272.04	\$180,705.84
Back - Lower	26	\$353,614.54	\$160,637.40
Shoulder(s)	20	\$335,714.26	\$147,376.97
Multiple Upper Extremities	4	\$133,500.00	\$85,037.89
All Others	177	\$1,258,589.92	\$460,317.77

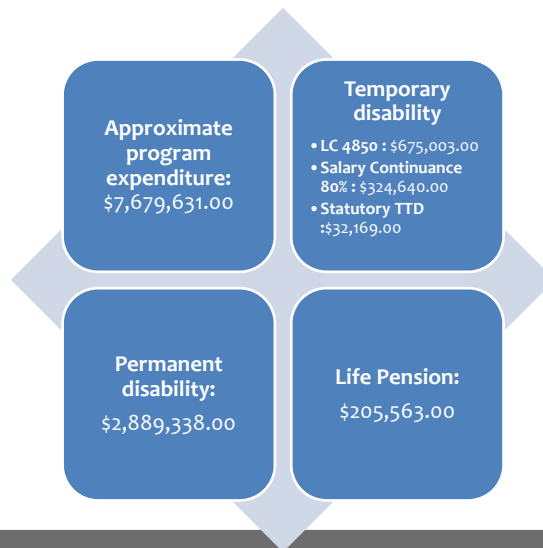


7

RiversideCA.gov

## PROGRAM EXPENDITURES

July 1, 2017 – June 30, 2018



8

RiversideCA.gov

## SETTLEMENTS

(Stipulations and Compromise and Releases)

Fiscal Year Ending	Number of Open Claims (not including future medical)	Number of Settlements	Percentage of Total Claims Settled
2016	358	79	22%
2017	316	71	23%
2018	304	94	31%



9

[RiversideCA.gov](http://RiversideCA.gov)

## LEGAL COUNSEL

1. The City has currently retained one inside legal counselor, one paralegal and one secretary in the City Attorney's Office for when the injured employee retains his/her own legal representation.
2. There are approximately 40 cases with outside counsel.
3. Legal representatives are involved in formal/informal communication and in all court proceedings.



10

[RiversideCA.gov](http://RiversideCA.gov)

## OUTSIDE LEGAL COUNSEL AND LITIGATION COSTS

### Legal Counsel Costs

- July 1, 2017 to June 30, 2018
- \$333,476
- Over the past 5 years
- Annual cost ranged from \$279,767 to \$386,751

### Litigation Costs

- July 1, 2017 to June 30, 2018
- \$90,122
- Over the past 5 years
- Annual cost ranged from \$89,678 to \$139,230



11

RiversideCA.gov

## RECOMMENDATION

That the City Council approve the Annual Report of the City's Workers' Compensation Claims and Costs for Fiscal Year 2017/2018.



12

RiversideCA.gov