



# PARKS, RECREATION AND COMMUNITY SERVICES QUARTERLY REPORT: JULY - SEPTEMBER 2018

Parks  
Make  
Life  
Better!

DEPARTMENT  
pg. 2

## 4,372

Volunteer Hours  
from 90 Volunteers



## 1,079

Customer  
Service Surveys

ADMINISTRATION  
pg. 2



## 4,175

Phone Calls

## Aquatics Season

# 38,290

Participants

RECREATION & COMMUNITY SERVICES  
pg. 3-8

PARKS & MAINTENANCE  
pg. 8



## 1,150+

Volunteer Hours  
Easter Seals Adult  
Day Care

## 4th of July Spectacular

200K Spectators

PLANNING & DESIGN  
pg. 9

## \$607,254

Total Park Impact  
Fees Assessed



## 468,936

Service Miles

SPECIAL TRANSIT  
pg. 9

# DEPARTMENT

## WOW!

Youth Innovation Center at Arlington Park Groundbreaking on July 11.

State Assemblywoman Cervantes and Senator Roth gave recognition in honor of the Groundbreaking.



**74.8K**  
Contacts for  
Athletic Field Use

**1,079**  
Customer  
Service Surveys

**373**  
CDBG  
Recipients

**90**  
Volunteers



**4,372**  
Volunteer Hours

**3**  
Open Space  
Rentals

**128**  
Indoor Rentals

**\$298,195**  
Revenue for  
Indoor &  
Outdoor Rentals



**12,475**  
Picnic Shelter  
Rental Attendees

**133**  
Picnic Shelter  
Rentals

**19,200**  
Indoor Rental  
Attendees

**6,000**  
Open Space  
Rental Attendees

## ADMINISTRATION

### Clerical

 **4,175**  
Phone Calls

 **966**  
Walk-In Customers



PARKS, RECREATION AND COMMUNITY SERVICES  
QUARTERLY REPORT: **JULY - SEPTEMBER 2018**

**Parks  
Make  
Life  
Better!**

# RECREATION & COMMUNITY SERVICES

## MARKETING

**\$10,450**

**Quarterly Sponsorship**  
(Monetary and In-Kind)

## CITY-WIDE



**4th of July  
Spectacular**

**200K**  
Spectators

Fireworks display at La Sierra  
Park and Mt. Rubidoux.



**Movies  
in the Park**

**3,450**  
Attendees

Fridays and Saturdays  
in July - August.

## Summer Camps

Weekly camps taking place July  
through August. Held at Bordwell,  
Nichols, Villegas, and Fairmount Parks.

**851**  
Participants

## Summer Food Program

Began week of June 18  
at 11 City parks.

**40,649**  
Meals Served

## Summer Concert Series


Performances on July 11, 18, and  
25 by Neon Nation, Southbound,  
and Steel Rod.

**6,000**  
Attendees



**2,000** attendees at 9  
community centers  
and all City pools.

## CONTRACT CLASSES



**3,456** Total  
Participants

**93%**  
Residents

**7%**  
Non-Residents

**High Volume  
Contract Class Parks**

Hunt, La Sierra  
and Orange Terrace




**PARKS, RECREATION AND COMMUNITY SERVICES**  
**QUARTERLY REPORT: JULY - SEPTEMBER 2018**

**Parks  
Make  
Life  
Better!**

## AQUATICS

# Aquatics Season

Began Monday, June 18



Measure Z  
Funded  
Swim Days

**8,335**

Participants

Swim  
Lessons

**4,340**

Participants

Revenue

**\$22K**

Pedal Boat  
Rentals

**1,034**

Participants

Pool  
Rentals

**38**

Rentals

Recreation  
Swim

**38,290**

Participants

## SPORTS

### Adult Sports

Adult Softball, Soccer,  
and Basketball

**2,592**

Participants

July 1 - September 30

### Youth Sports

Sports for Tots,  
Rookieball, SNAG, and  
Sandlot Camp

**566**

Participants

July 1 - September 30

## FAIRMOUNT GOLF COURSE - 4TH QUARTER



**\$97,048** Revenue



Buckets  
of Balls  
**2,494**

**1,745**

Resident

**184**

Junior

**1,143**

Twilight



Rounds of Golf  
Played

July - September

**952**

Non-Resident

**3,926**

Senior

**87**

Foot Golf  
Programming



PARKS, RECREATION AND COMMUNITY SERVICES  
QUARTERLY REPORT: **JULY - SEPTEMBER 2018**

Parks  
Make  
Life  
Better!

## BORDWELL - STRATTON COMMUNITY CENTER

# 18TH ANNUAL JUNETEENTH

**Saturday, June 2**

30+ vendors with a variety of arts and crafts, local entertainment, and multiple health services providers were available.


**350+**  
Attendees

## BRYANT PARK - ARLANZA COMMUNITY CENTER

### Boxing Show

**Saturday, September 29**

Bryant Park Advisory Team in conjunction with the City of Riverside hosted a USA Boxing sanctioned show.



**23**  
Amateur Bouts

**350**  
Spectators


### Free-Based Community Classes



**175**  
Participants

Parenting Class, Citizenship Class, Aerobics, Step Aerobics, Yoga and ESL Classes

## FRIENDLY STARS PROGRAM



### SPECIAL NEEDS PROGRAMMING Each Friday 6-8PM

Themes included Stars and Stripes Party, Popsicle Paradise, Circus Night and Sports Day, Ice Cream Social, Ohana Luau, Disney Night, Under the Sea, Pizza Party and a Talent Show.

**540+**  
Participants

## AMEAL MOORE NATURE CENTER

SECOND  
SATURDAYS

**50**  
Participants



**PARKS, RECREATION AND COMMUNITY SERVICES**  
**QUARTERLY REPORT: JULY - SEPTEMBER 2018**

**Parks  
Make  
Life  
Better!**

## CHAMPIONS WEEK

**156**  
Participants

NEOP Staff prepared an obstacle course at Bonds, Bryant, La Sierra, and Lincoln Parks during summer meals.

## SPARK CURRICULUM

**203**  
Participants

NEOP Conducted SPARK Physical activities at Bonds, Bordwell, and Lincoln Parks

## DALES SENIOR CENTER



### Luncheons

**224**

Participants

July 11, August 8, & September 12

**250**

Participants

## Special Events

**July 20 & August 24**

Wild West Social provided seniors with an evening of dancing and socializing. 'Senior Day' provided seniors with information booths and demonstrations.

## DALES & LA SIERRA SENIOR EXCURSIONS

**205**  
Participants

Excursions to relax, get away and enjoy visiting some interesting places in Southern California.

## LA SIERRA SENIOR CENTER




### Luncheons

**360**

Participants

**July 19, August 16, & September 20**

Ahoy Matey, Mahalo and Halftime Party Luncheons provided opportunities for seniors to socialize, dance and enjoy meals designed to fit each theme.



## Hawaiian Nalu Luncheon

**Friday, August 17**

Hawaiian Nalu Luncheon featured Hula dancers, a live band and great food centered around traditional kalua pork.

**116 Participants**





## Adopt a Street

**August 15 & September 11**

Outreach Workers worked with KRCB to adopt 9th Street in the Eastside. Every last Wednesday of the month, Project BRIDGE participants clean the street with pride.

## Teen Venture Camp

**103**

Participants

**July - August**

Teen Camp for ages 13 - 17



## Project BRIDGE Summer Field Trips

**July - August**

Every two-weeks Project BRIDGE's caseload participants went to the movies, bowling, college tours, movies in the park, feeding the homeless, etc.

### HEAL ZONE (HEALTHY EATING ACTIVE LIVING)

#### 5th Annual Senior Health & Fitness Expo

**August 23**  
at Bordwell Park

**150**

Participants

#### 1st Annual Healthy Snack Day

**August 29**  
at Bobby Bonds Park

**150**

Park Visitors





Summer Sessions  
July 2 & August 13

774  
Participants

PARKS & MAINTENANCE

338 Call Center  
Service Requests

4,239  
Sycamore Canyon  
Visits by Pedestrians  
and Bikers

469 Work Orders  
Generated

422 Completed

167,050  
Mt. Rubidoux  
Visits by Pedestrians  
and Bikers

VOLUNTEER EVENTS

1,150+ Volunteer Hours  
Easter Seals Adult Day Care  
Litter removal at Hunter Hobby Park



July 2 North Park - California Conservation Corps performed weed abatement and cut firebreaks. 130 Hours

July 5 Fairmount Park - California Conservation Corps picked up litter throughout the park. 340 Hours

July 9 Castlevue Park - California Conservation Corps performed weed abatement and cut firebreaks. 520 Hours

July 14 Fairmount Park - Relevant Church pruned roses in the Rose Garden and cleaned-up litter along the lake edge. 122 Hours

July 16 Hole Lake Property - California Conservation Corps performed weed abatement and cut firebreaks. 220 Hours

Sept 29 Fairmount Park - KRCB volunteers picked up litter and cleaned the lake edges of the Santa Ana River. 560 Hours





# PLANNING AND DESIGN

## New & Exciting

New 18 hole disc golf course is open for play at Martha McLean Anza Narrows Park



## Construction

Youth Innovation Center at Arlington Park has broken ground, and is under construction anticipated to be open Summer 2019.



**80** Total Development Review Committee Cases

**50** Total Building Permit Cases Reviewed

**5** Total Parcel Map Cases Reviewed



**\$607,254**

Total Park Impact Fees Assessed

# SPECIAL TRANSIT

**31,471**

Total Passengers

**31,471**

Total One-Way Trips

**468,936**

Service Miles



**10,559**

ADA Riders

**6,029**

Wheelchairs Transported

**20,870**

Non-ADA Riders

## New & Exciting



New Transit Supervisor

**Randy Barragan**

Hired on September 7



PARKS, RECREATION AND COMMUNITY SERVICES  
QUARTERLY REPORT: **JULY - SEPTEMBER 2018**

**Parks  
Make  
Life  
Better!**