



Operation Lifesaver Presents:

**In the Interest of Safety**

# It Happens Every Day...



TRAIN PUSHES CAR  
HALF MILE, THREE  
PEOPLE DIE.

Person Struck  
and Killed While  
Walking On Tracks.

Train Collides with  
Truck at Crossing with  
Multiple Tracks.



# Any Time is Train Time



**As you approach a railroad crossing, always expect a train.**

Freight trains do not run on a schedule. Trains can run on any track, at any time, from either direction.

# Trains Can't Swerve



Trains don't have a steering wheel,  
so they can't go right or left.



# Approximate Stopping Distance



200 Ft.



230 Ft.



300 Ft.



600 Ft.



>5280 Ft.

Stopping distance of an average freight train is a mile or more. That's 18 football fields.

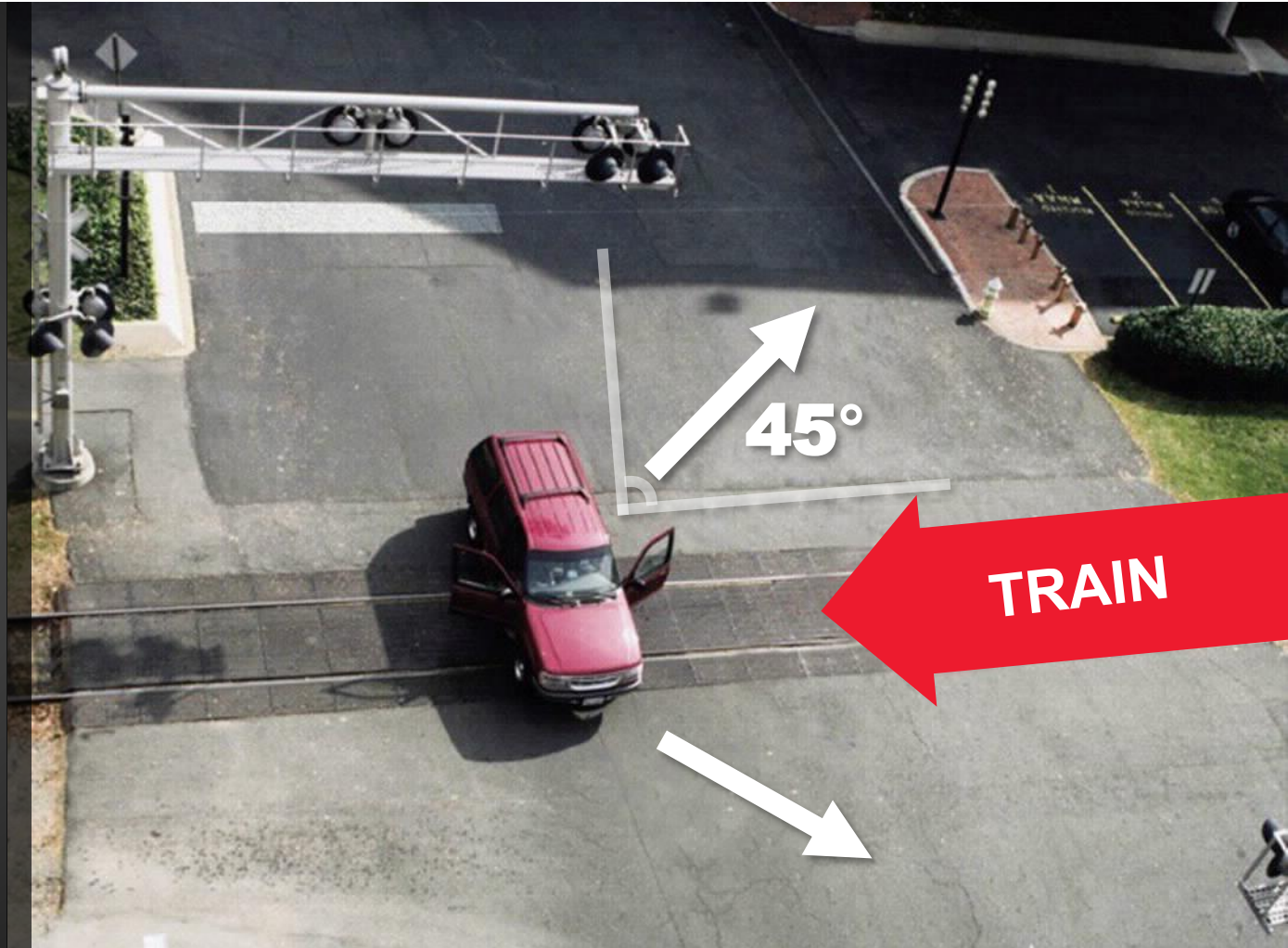


Trains can stop, but they can't stop quickly. When traveling at 55MPH

# What Will You Do if You Stall on the Tracks?



1. Get out!
2. Get away from the tracks, even if you do not see a train.
3. Locate the Emergency Notification System sign and call the number provided, telling them about the stalled vehicle.
4. If a train is approaching, run toward the train but away from the tracks at a 45 degree angle. If you run in the same direction a train is traveling, you could be injured by flying debris.





# Emergency Notification System (ENS)




REPORT EMERGENCY  
OR PROBLEM  
TO 1-800-555-5555  
CROSSING 836 597 H

In case of emergency, look for this blue sign that shows an emergency phone number.

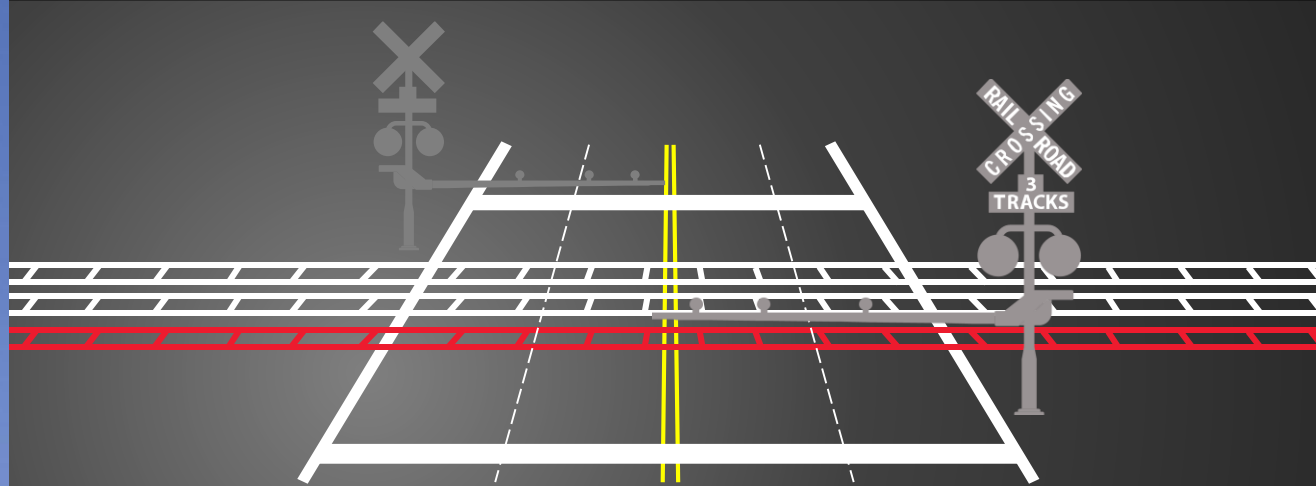
- Call the number and give the Department of Transportation (DOT) crossing number found on the sign to identify your location.
- This sign may be located on **the crossbuck post or signal post.**
- If you cannot locate the ENS sign, call 911 or the local police.



# Multiple Tracks



## Multiple Tracks Mean Multiple Trains



**Check for a multiple track sign, which informs the driver how many sets of tracks are at that crossing.**

Always make sure all tracks are clear before crossing any track. If there is a train in the crossing, after that train clears, **make sure another** train is not approaching on any other track from either direction.



# Passenger Trains – The Platform

**Trains can run on any track, at any time, from either direction, and can be very quiet.**

- Obey all signs, announcements, and signals.
- Stand behind the painted or raised platform edge markings.
- Never go down onto tracks – they may be electrified. If you drop something, alert a station agent, police officer, or other company personnel.



# Rail Transit Platform Safety — Subways




## While you are on the platform:

- Stand behind the painted or raised platform edge markings.
- Never go down onto tracks. If you drop something, alert a station agent, police officer, or other company personnel.
- Hold children by the hand and pay attention to the location of strollers and personal belongings. Make sure everything important to you is safe!



# Stay Off! Stay Away! Stay Alive!®



Railroad property is private property.

---

Being on railroad tracks or property without permission is trespassing, even if a sign is not posted.

---

Taking a shortcut across the tracks can get you seriously injured or killed.

# Trespassing



**Stay Off!  
Stay Away!  
Stay Alive!®**

- Recreational activities do not mix with railroad tracks—you are trespassing.
- Listening to music near railroad tracks may prevent you from hearing the train horn.
- Train crews are not expecting people on or near the tracks. You may not be able to hear a warning in time.





# Where Do You Cross the Tracks?



Pedestrians should cross tracks at a designated crossing, either where cars cross, or at a pedestrian overpass or underpass.



Use designated sidewalks when available.



# Thank You

