

FY 2018-2020 TWO-YEAR BUDGET: FY 2018-2019 FOURTH QUARTER UPDATE

Finance Department

Budget Engagement Commission
December 12, 2019

RiversideCA.gov

BACKGROUND

1. June 2018: FY 2018-2020 Two-Year Budget adopted
2. June 2019: FY 2019/20 Amended Budget adopted
3. General Fund budget balanced over the two-year budget period:

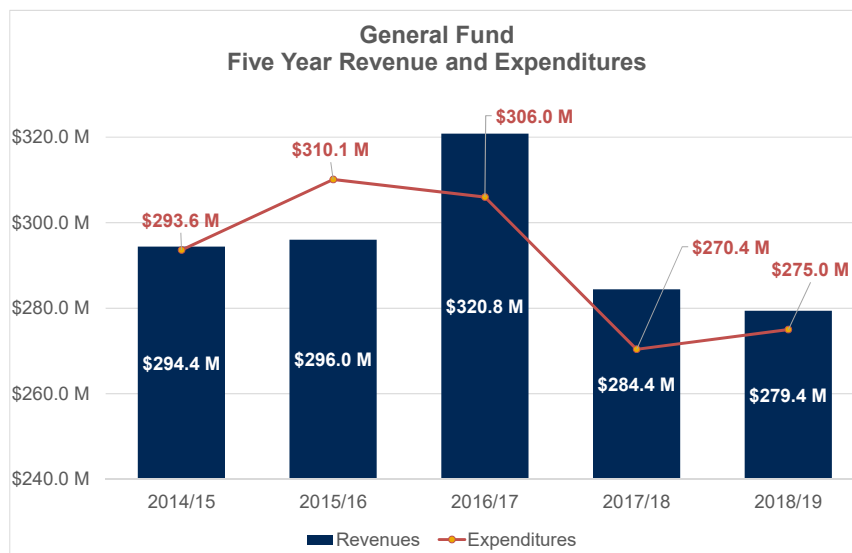
General Fund	FY 2018/19	FY 2019/20
Revenue	\$270,070,218	\$279,136,415
Expenditures	268,834,151	280,372,427
Surplus/(Deficit)	\$1,236,012	\$(1,236,012)

2



RiversideCA.gov

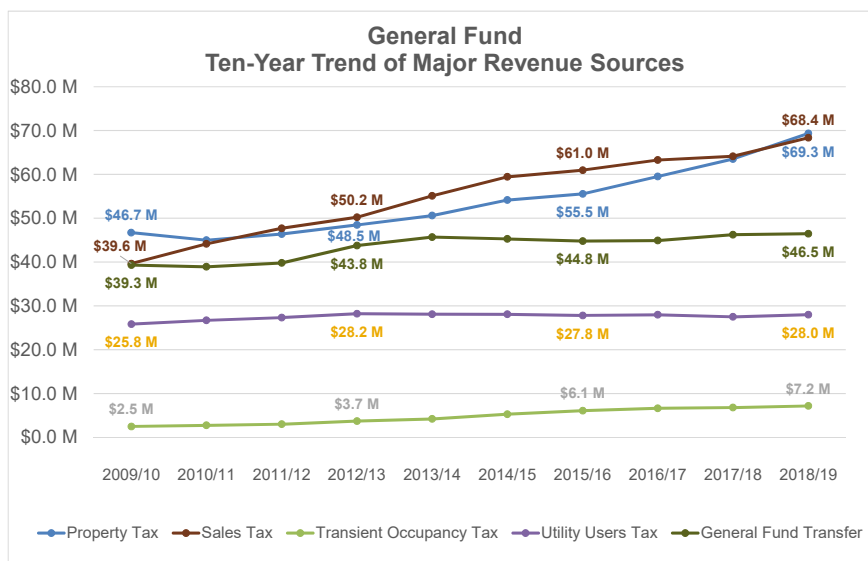
General Fund Overview



3

RiversideCA.gov

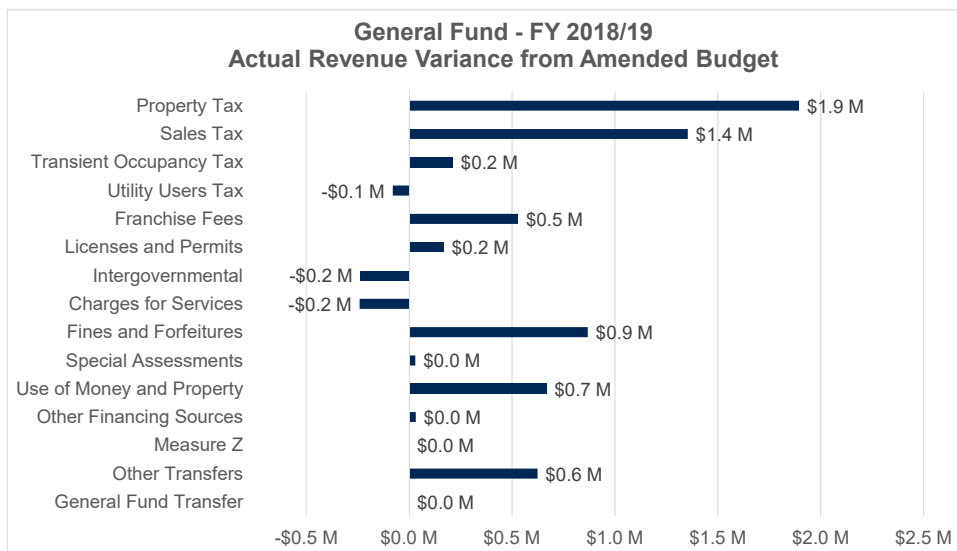
General Fund Revenue Trend



4

RiversideCA.gov

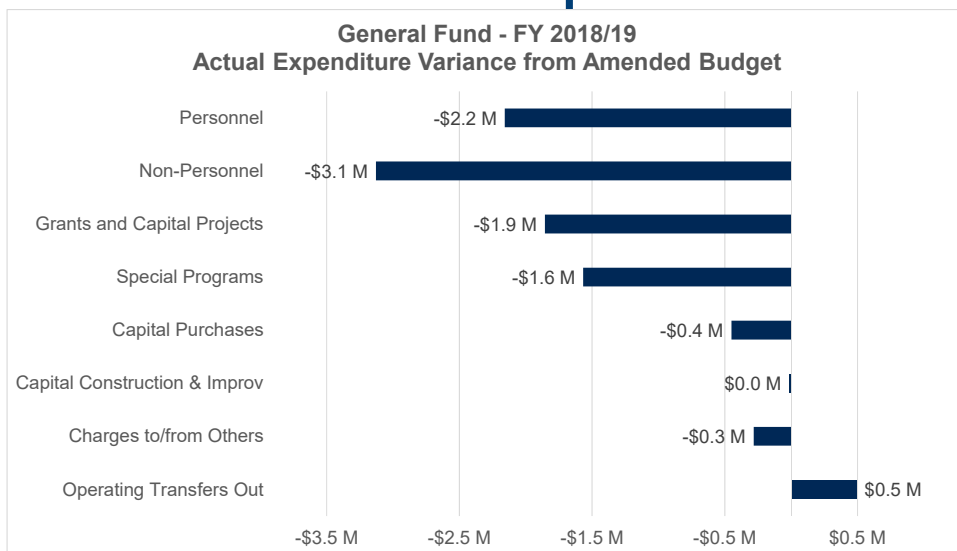
General Fund Revenue



5

RiversideCA.gov

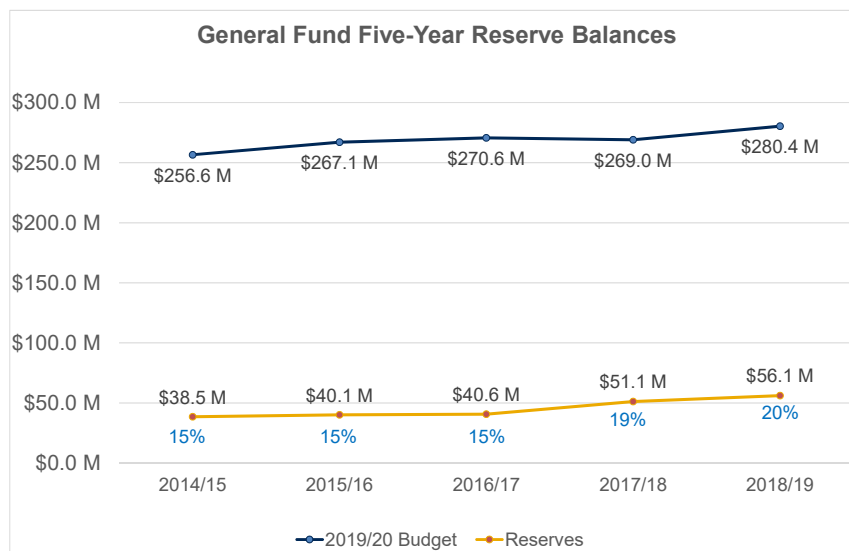
General Fund Expenditures



6

RiversideCA.gov

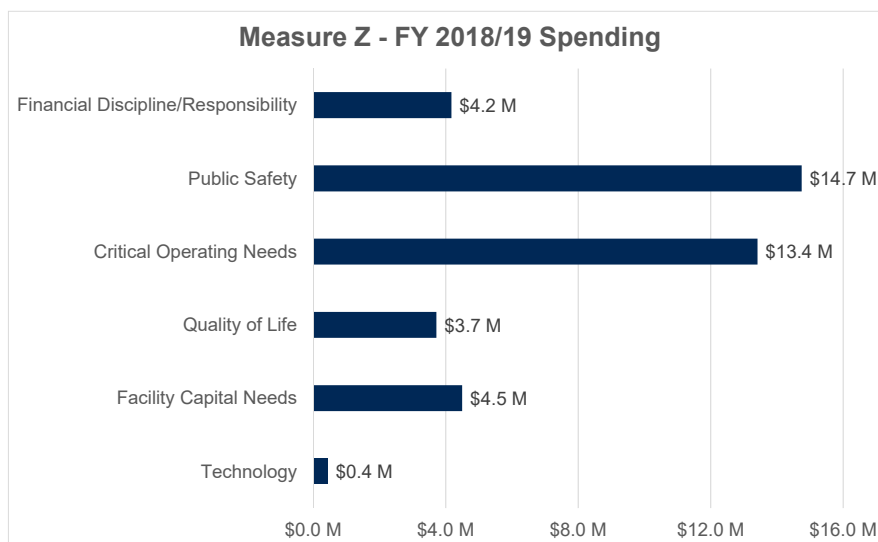
General Fund Reserves



7

RiversideCA.gov

Measure Z Spending



8

RiversideCA.gov

Measure Z to Date

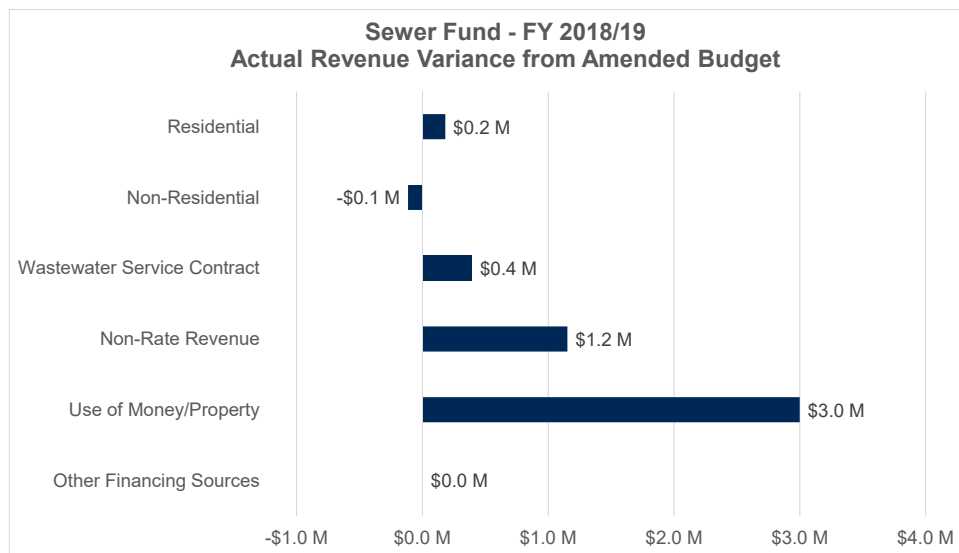
Category	FY 2016/17 Allocations	FY 2017/18 Allocations	FY 2018/19 Allocations
Revenue	\$12,606,428	\$56,222,806	\$62,692,745
Expenditures	9,973,447	36,134,811	40,988,149
Purchase Commitments and Carryovers			20,714,281
Net Change in Fund Balance	\$2,632,981	\$20,087,995	\$990,315
Fund Balance Reserve	-	-	5,000,000
Available Fund Balance	\$2,632,981	\$22,720,976	\$18,711,291



9

RiversideCA.gov

Sewer Revenues

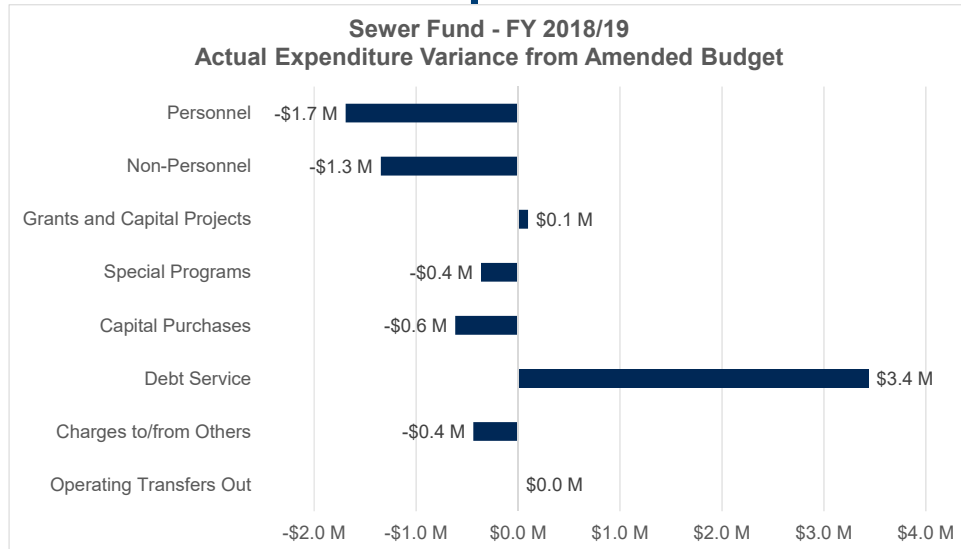


10



RiversideCA.gov

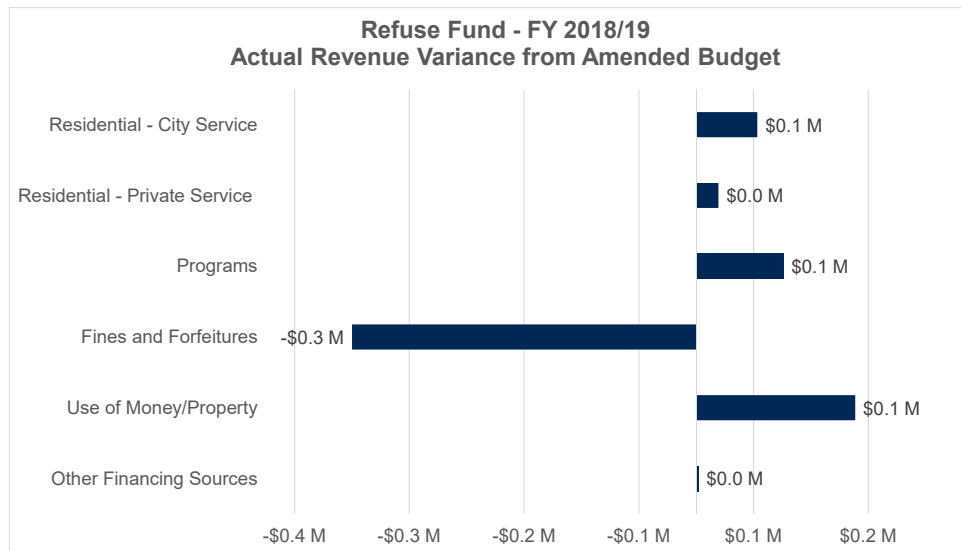
Sewer Expenditures



RiversideCA.gov

11

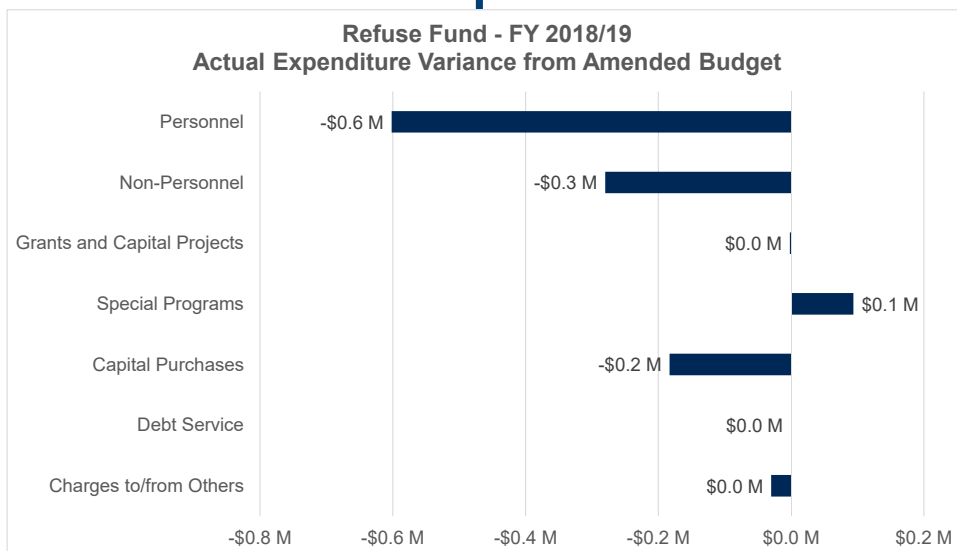
Refuse Revenues



RiversideCA.gov

12

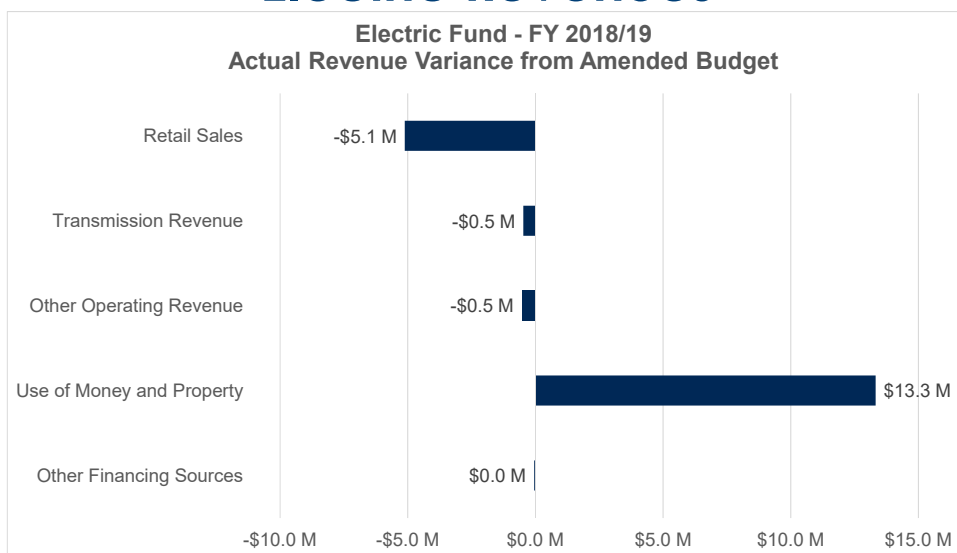
Refuse Expenditures



13

RiversideCA.gov

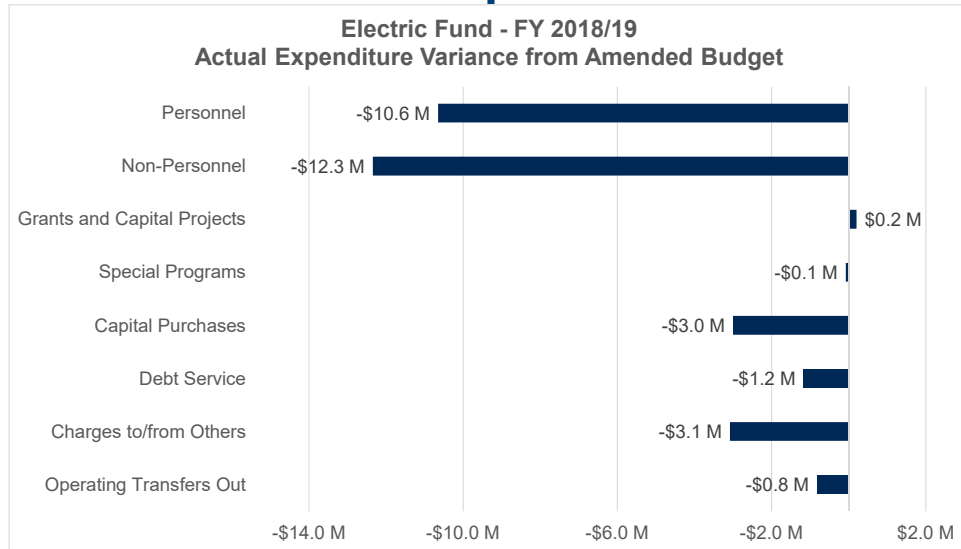
Electric Revenues



14

RiversideCA.gov

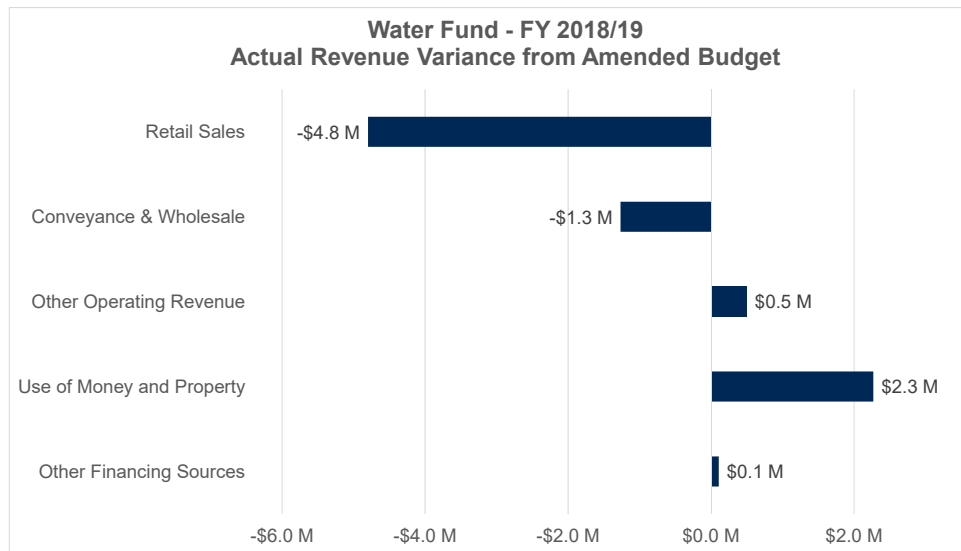
Electric Expenditures



15

RiversideCA.gov

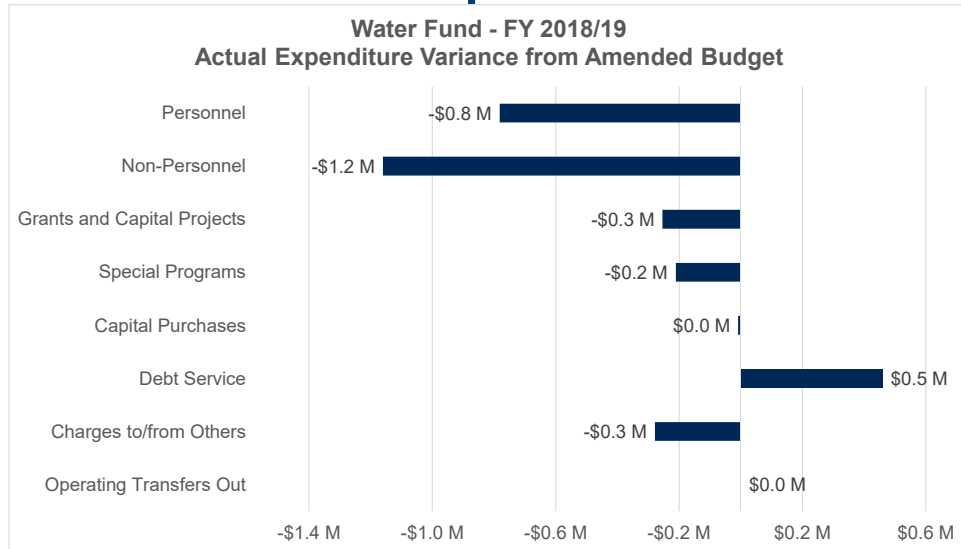
Water Revenues



16

RiversideCA.gov

Water Expenditures



17

RiversideCA.gov

Carryover of Unexpended Funds

Fund Type	Discretionary	Restricted Purpose	Total
101 - General Fund	\$3,003,563	\$ 1,517,335	\$4,520,898
110 - Measure Z Operating	14,249,562		14,249,562
2xx - Special Revenue Funds	842,631	8,189,661	9,032,292
4xx – Capital Project Funds	2,015,538	572,643	2,588,181
51x - Electric Funds	6,046,620		6,046,620
52x - Water Funds	1,022,380		1,022,380
540 – Refuse Fund	972,027		972,027
5xx – Other Enterprise Funds	3,444		3,444
6xx – Internal Service Funds	203,179		203,179
Total Budget Adjustments	\$ 28,358,944	\$10,279,639	\$38,638,583



18

RiversideCA.gov

PCM: Budgetary Impact

Projected:

- 1.82% growth in BRI
- 0.91% Salary Increase

Actual:

- 7.68% growth in BRI
- 3.84% Salary Increase

Citywide Unbudgeted PCM Impact

Employee Groups	Minimum Increase	Actual PCM Increase	Unbudgeted PCM Increase	Estimated Impact
Police (RPOA, RPOA Supervisory, RPAA)	0%	3.84%	3.84%	\$1,692,000
Fire (RCFA, RFMG)	3%	3.84%	0.84%	251,000
SEIU (General & Refuse)	3%	3.84%	0.84%	358,000
Unrepresented	3%	3.84%	0.84%	404,000
Citywide Unbudgeted Impact				\$2,705,000



19

RiversideCA.gov

RECOMMENDATIONS

That the Budget Engagement Commission:

1. Receive and provide input on the Fiscal Year 2018/19 Fourth Quarter Financial Report and Measure Z Update; and
2. Formulate a recommendation to the City Council as to the use of the projected \$4.4 million surplus General Fund reserves.



20

RiversideCA.gov