



RPU FINANCIAL RESULTS

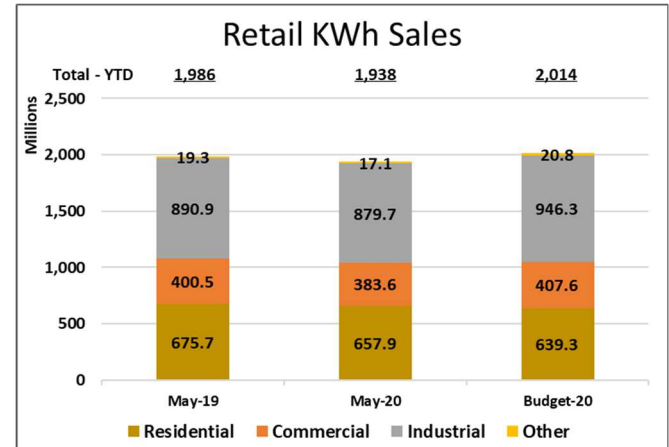
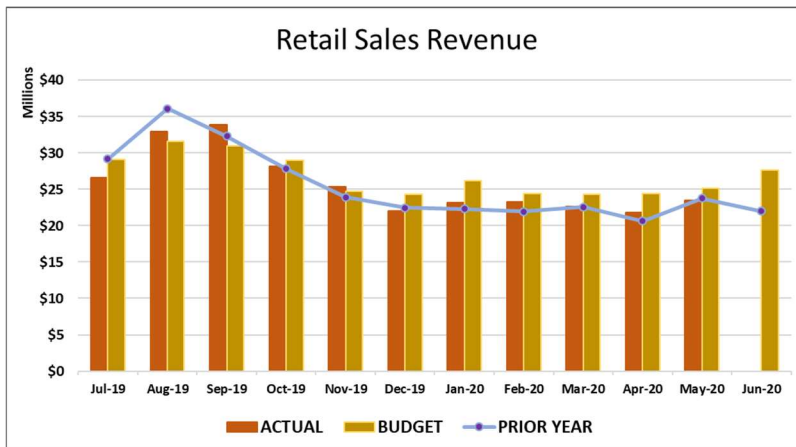
FY 2019/20 through May 31, 2020

ELECTRIC

COVID-19 IMPACTS

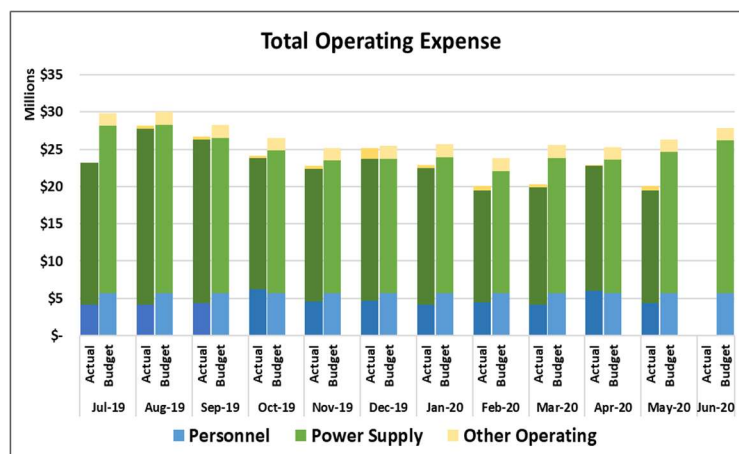
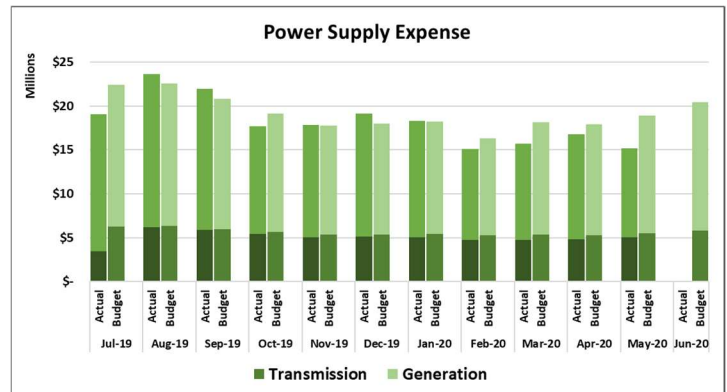
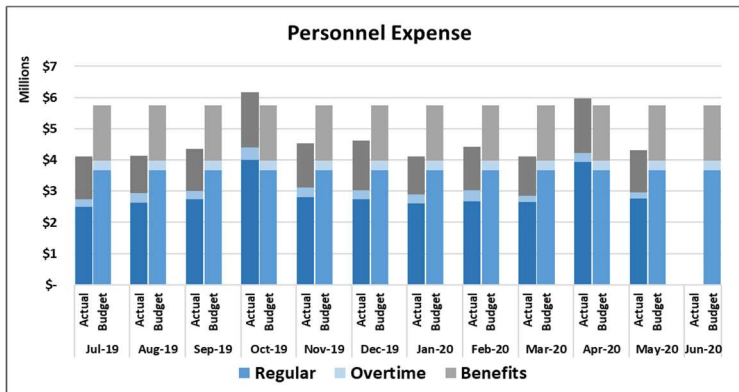
Due to the COVID-19 pandemic and the Governor's declaration of State of Emergency on March 4, 2020 and Stay at Home Order issued on March 19, 2020, RPU recognizes that there will be impacts to the financial results of the Electric Utility, which staff will continue to monitor.

REVENUES



Year-to-date retail sales of \$283.4M are \$10.9M (3.7%) lower than budget due to lower than anticipated consumption. Current year actual retail sales are \$0.4M (0.1%) higher than prior year, due to rate plan increases offset by a decrease in consumption over the prior year. Retail kWh sales reflect 3.8% lower than budget due to lower than anticipated consumption and 2.4% lower than prior year due to a decrease in consumption.

OPERATING EXPENDITURES



Personnel Expense: Year-to-date personnel costs of \$50.8M are \$12.3M (19.5%) lower than budget due to various vacancies and attrition.

Power Supply Expense: Year-to-date power supply costs of \$200.3M are \$9.8M (4.7%) lower than budget primarily due to lower than anticipated consumption.

Other Operating Expense: Year-to-date other operating expenses of \$4.6M are \$13.8M (75.0%) below budget due to timing of expenses and savings in other general operating expenses.

CAPITAL IMPROVEMENT PROGRAM

CAPITAL/EQUIPMENT FUNDING (In Millions)	May-20	May-19
Capital Contributions	\$ 3.4	\$ 2.0
Bond Proceeds	18.2	13.5
Rates/Reserves	12.3	20.2
TOTAL	\$ 33.9	\$ 35.7

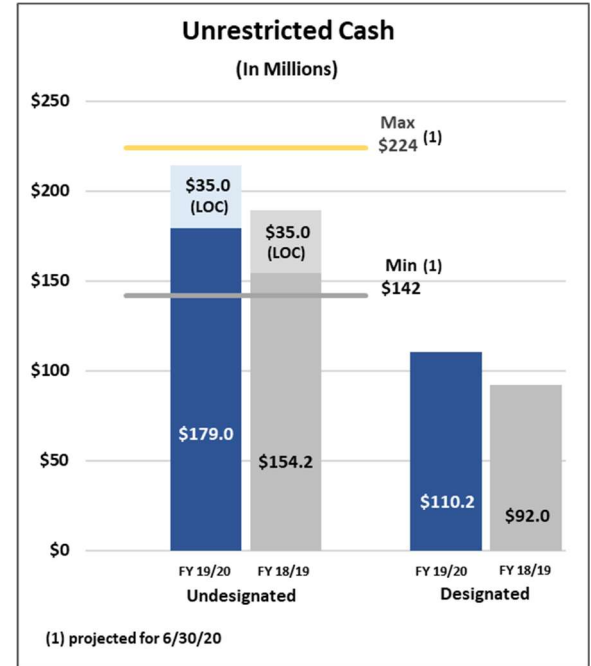
Current year capital expenses (projects and equipment) of \$33.9M are lower than prior year by \$1.8M reflecting a decrease of \$7.9M in rates and reserve funding, offset by increases in \$4.7M in bond proceeds and \$1.4M in capital contributions. Ongoing work in significant capital projects to date includes substations and recurring obligation to serve projects, which are trending lower than prior year.

CASH RESERVES

Reserves can be restricted by applicable laws and regulations or designated for specific purposes. Reserves that have not been restricted or designated are available to pay bills and provide cushion in the event of an emergency. The target levels for the unrestricted, undesignated reserve are established by City Council through reserve requirements for fiscal stability and are determined annually at 6/30 in conjunction with year-end financial results. The unrestricted, undesignated reserve of \$179.0M is \$24.8M higher than prior year primarily due to a reimbursement from Southern California Edison related to the Riverside Transmission Reliability Project, positive operating results and the use of bond construction cash to fund capital projects. It is within the minimum and maximum levels at 5/31/20.

COMPONENTS OF CASH (In Millions)	5/31/2020	5/31/2019
Unrestricted Undesignated	\$ 179.0	\$ 154.2
Designated		
Electric Reliability	\$ 83.7	\$ 69.2
Additional Decommissioning Liability	11.5	9.8
Customer Deposits	4.6	4.6
Capital Repair/Replacement	6.0	4.9
Mission Square Improvement	1.5	1.2
Dark Fiber	2.9	2.3
Total Designated	\$ 110.2	\$ 92.0
Legally Restricted *	\$ 160.5	\$ 219.4
Available Line of Credit (LOC)	\$ 35.0	\$ 35.0

* Includes \$38.3M of Bond Construction Cash at 5/31/2020.



RPU FINANCIAL RESULTS

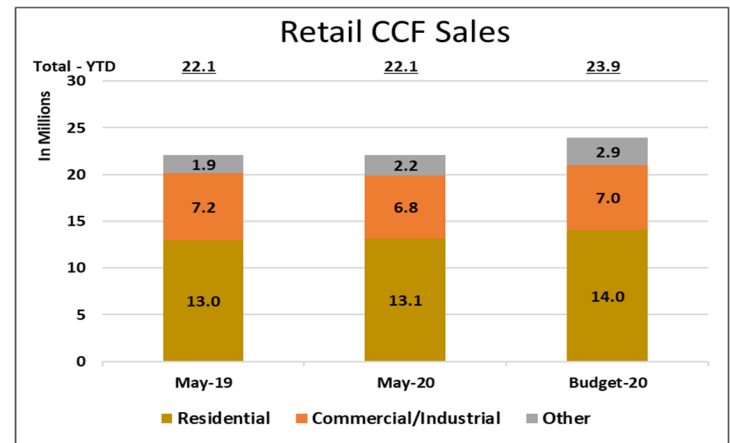
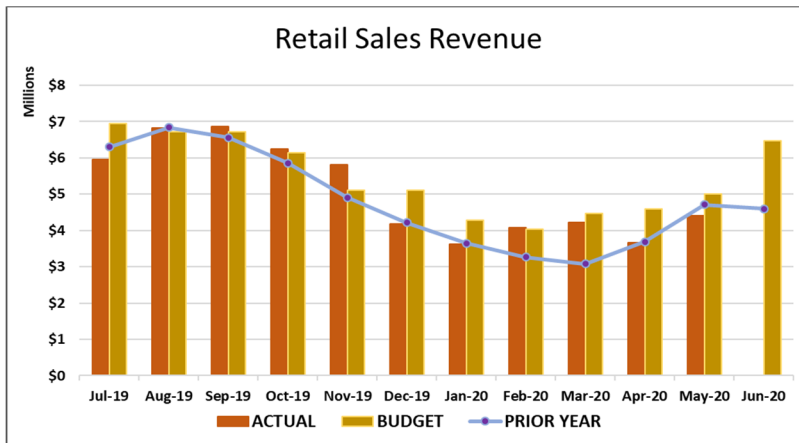
FY 2019/20 through May 31, 2020

WATER

COVID-19 IMPACTS

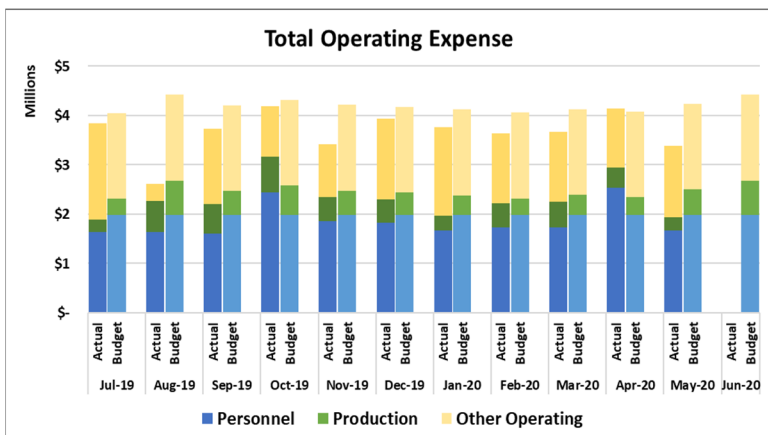
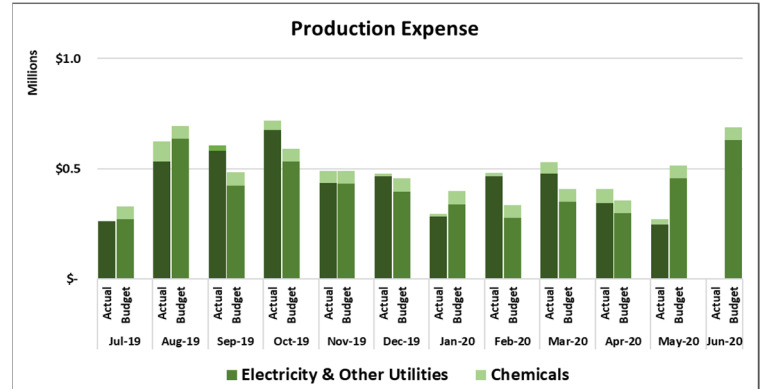
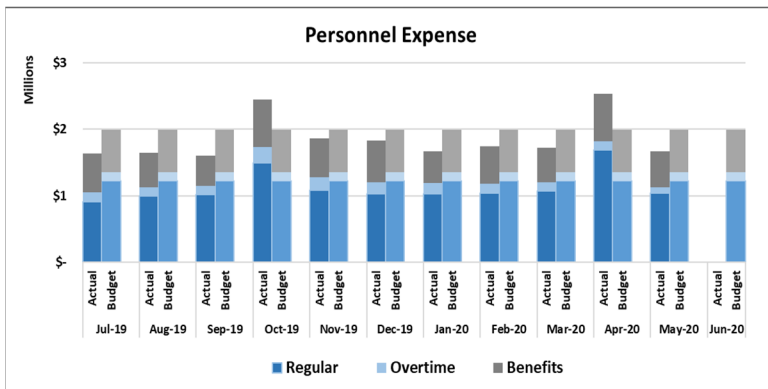
Due to the COVID-19 pandemic and the Governor's declaration of State of Emergency on March 4, 2020 and Stay at Home Order issued on March 19, 2020, RPU recognizes that there will be impacts to the financial results of the Water Utility, of which staff will continue to monitor.

REVENUES



Year-to-date retail sales of \$55.9M are \$3.2M (5.4%) lower than budget due to higher than anticipated precipitation in the past five months resulting in lower than anticipated consumption. Current year actual retail sales are \$2.8M (5.3%) higher than prior year, due to rate plan increases. Retail CCF sales are consistent with prior year and 7.9% lower than budget due to the higher than anticipated precipitation.

OPERATING EXPENDITURES



Personnel Expense: Year-to-date personnel costs of \$20.3M are \$1.5M (6.9%) below budget due to various vacancies and attrition. This is partially offset by overtime, which is currently trending higher than budget. Overtime expenses fluctuate from month to month due to season, weather, planned and unplanned work. Overtime will continue to be monitored closely.

Production Expense: Year-to-date production costs of \$5.2M are \$0.1M (2.2%) higher than budget primarily due to higher than anticipated electric costs for water production.

Other Operating Expense: Other operating expenses of \$14.8M are \$4.3M (22.5%) below budget primarily due to timing of expenditures and savings in other general operating expenses.

CAPITAL FUNDING

CAPITAL/EQUIPMENT FUNDING (In Millions)	May-20	May-19
Capital Contributions	\$ 2.3	\$ 2.2
Bond Proceeds	9.8	12.2
Rates/Reserves	4.6	7.1
TOTAL	\$ 16.7	\$ 21.5

Current year capital expenses (projects and equipment) of \$16.7M are lower than prior year by \$4.8M, reflecting decreases of \$2.5M in rates and reserve funding and \$2.4M in bond proceeds, offset by a slight increase in capital contributions. Ongoing work in significant capital projects to date includes distribution pipelines which are trending higher than prior year and distribution facilities which are trending lower than prior year.

CASH RESERVES

Reserves can be restricted by applicable laws and regulations or designated for specific purposes. Reserves that have not been restricted or designated are available to pay bills and provide cushion in the event of an emergency. The target levels for the unrestricted, undesignated reserve are established by City Council through reserve requirements for fiscal stability and are determined annually at 6/30 in conjunction with year-end financial results. The unrestricted, undesignated reserve of \$28.2M is \$7.6M higher than prior year primarily due to positive operating results and use of bond construction cash to fund capital projects. Water Fund's unrestricted, undesignated reserve balance combined with the line of credit (LOC) in compliance with RPU Cash Reserve Policy, at 5/31/2020 is above target minimum which is consistent with projections provided during the biennial budget and rate plan proposal processes.

COMPONENTS OF CASH (In Millions)	5/31/2020	5/31/2019
Unrestricted Undesignated	\$ 28.2	\$ 20.6
Designated		
Property	\$ 5.1	\$ 5.0
Recycled Water	1.1	1.5
Customer Deposits	0.6	0.6
Capital Repair/Replacement	2.3	2.2
Total Designated	\$ 9.1	\$ 9.3
Legally Restricted *	\$ 39.8	\$ 61.0
Available Line of Credit (LOC)	\$ 25.0	\$ 25.0

* Includes \$30.6M of Bond Construction Cash at 5/31/2020.

