

FY 2020/21
MAINTENANCE OF EFFORT CERTIFICATION STATEMENT

The undersigned agrees and certifies for the city of Riverside (the "Agency") that sales tax transportation funds received pursuant to Ordinance No. 02-001 of the Riverside County Transportation Commission ("Measure A") shall be used in compliance with the Commission's Maintenance of Effort Guidelines and a base year amount of \$12,449,203, approved by the Commission at its July 13, 2011 meeting, and that the Agency shall not use such funds to replace discretionary local funds previously expended by the Agency for local transportation purposes. The Agency hereby acknowledges that the failure of the Agency to continue such local expenditure shall result in a reduction or loss of Measure A funds. Additionally, the Agency commits to expending Measure A Local Streets and Roads funds for projects listed in the Five Year Capital Improvement Plan as approved by Riverside County Transportation Commission.

Dated: April 30, 2020

Rafael Guzman
Rafael Guzman (Apr 30, 2020)

CITY MANAGER

Approved as to Form:

By: 


Ruthann M. Salera
Deputy City Attorney

ATTEST:

Colleen J. Nicol
Colleen J. Nicol (May 1, 2020)

City Clerk

SECRETARY



**RIVERSIDE
COUNTY
TRANSPORTATION
COMMISSION**

4080 Lemon Street, 3rd Floor • Riverside, CA
Mailing Address: P.O. Box 12008 • Riverside, CA 92502-2208
951.787.7141 • 951.787.7920 • www.rctc.org

DATE: April 1, 2020

TO: All Measure A Local Streets and Roads Fund Recipients
City Managers, Finance Directors, and Public Works Directors/City Engineers

FROM: Martha Masters, Senior Management Analyst
Lorelle Moe-Luna, Multimodal Services Director
Theresa Trevino, Chief Financial Officer

SUBJECT: Revised Measure A Projections for FY 2019/20 and FY 2020/21 – FY 2024/25

Due to the current COVID-19 pandemic, revenues for the Measure A Local Streets and Roads program are anticipated to be affected. Please find enclosed the revised projections for the current fiscal year and the next five years.

The timeline for approval of the Five-Year Capital Improvement Plan (CIP) is as follows:

- **Monday, May 4, 2020** – Submit the following by **email** to Martha Masters, mmasters@rctc.org:
 1. Transmittal letter on Agency letterhead, Attention: Martha Masters
 2. Five-Year CIP for FY 2020/21 – 2024/25 and Project Status Report for FY 2019/20 (**Excel file**)
 3. Agency Maintenance of Effort Certification Statement (**signed PDF**)
- **June/July 2020** – Committee/Commission review and approval of Five-Year CIPs
- **September 2020** – First disbursement of FY 2020/21 Measure A Local Streets and Roads funds to eligible local agencies.

For project eligibility requirements, please refer to the February 6, 2020 memo.

If you need assistance or have any questions regarding the timeline, please feel free to contact Martha Masters at mmasters@rctc.org or (951) 778-1095.

Enclosures:

Attachment A – FY 2020/21 - 2024/25 Measure A Local Streets and Roads Revenue Projections (Revised)

Attachment B – FY 2020/21 - 2024/25 Measure A CIP Template (reflecting revisions to revenue)

RIVERSIDE COUNTY TRANSPORTATION COMMISSION
MEASURE A LOCAL STREETS AND ROADS PROGRAM ALLOCATION (PROJECTION)
FY 2020/21 (Revised (3/30/2020))

	FY 2019/20	FY 2020/21	FY 2021/22	FY 2022/23	FY 2023/24	FY 2024/25
Western County						
Local Streets & Roads						
BANNING	\$ 578,000	\$ 516,000	\$ 521,000	\$ 526,000	\$ 531,000	\$ 536,000
BEAUMONT	922,000	825,000	833,000	841,000	849,000	857,000
CALIMESA	168,000	154,000	156,000	158,000	160,000	162,000
CANYON LAKE	182,000	168,000	170,000	172,000	174,000	176,000
CORONA	4,137,000	3,655,000	3,692,000	3,729,000	3,766,000	3,804,000
EASTVALE	1,325,000	1,187,000	1,199,000	1,211,000	1,223,000	1,235,000
HEMET	1,712,000	1,537,000	1,552,000	1,568,000	1,584,000	1,600,000
JURUPA VALLEY	2,049,000	1,851,000	1,870,000	1,889,000	1,908,000	1,927,000
LAKE ELSINORE	1,329,000	1,172,000	1,184,000	1,196,000	1,208,000	1,220,000
MENIFEE	1,704,000	1,553,000	1,569,000	1,585,000	1,601,000	1,617,000
MORENO VALLEY	3,918,000	3,501,000	3,536,000	3,571,000	3,607,000	3,643,000
MURRIETA	2,376,000	2,180,000	2,202,000	2,224,000	2,246,000	2,268,000
NORCO	658,000	578,000	584,000	590,000	596,000	602,000
PERRIS	1,847,000	1,667,000	1,684,000	1,701,000	1,718,000	1,735,000
RIVERSIDE	7,274,000	6,499,000	6,564,000	6,630,000	6,696,000	6,763,000
SAN JACINTO	855,000	775,000	783,000	791,000	799,000	807,000
TEMECULA	2,961,000	2,783,000	2,811,000	2,839,000	2,867,000	2,896,000
WILDOMAR	627,000	565,000	571,000	577,000	583,000	589,000
RIVERSIDE COUNTY	5,459,000	4,917,000	4,966,000	5,016,000	5,066,000	5,117,000
SUBTOTAL-Western County	40,081,000	36,083,000	36,447,000	36,814,000	37,182,000	37,554,000
Coachella Valley						
CATHEDRAL CITY	1,418,000	1,233,000	1,245,000	1,257,000	1,270,000	1,283,000
COACHELLA	579,000	531,000	536,000	541,000	546,000	551,000
DESERT HOT SPRINGS	468,000	421,000	425,000	429,000	433,000	437,000
INDIAN WELLS	246,000	230,000	232,000	234,000	236,000	238,000
INDIO	1,894,000	1,681,000	1,698,000	1,715,000	1,732,000	1,749,000
LA QUINTA ¹	1,466,000	1,299,000	1,312,000	1,325,000	1,338,000	1,351,000
PALM DESERT	2,622,000	2,391,000	2,415,000	2,439,000	2,463,000	2,488,000
PALM SPRINGS	2,066,000	1,918,000	1,937,000	1,956,000	1,976,000	1,996,000
RANCHO MIRAGE	890,000	789,000	797,000	805,000	813,000	821,000
RIVERSIDE COUNTY	1,740,000	1,518,000	1,533,000	1,548,000	1,563,000	1,579,000
CVAG ¹	-	-	-	-	-	-
SUBTOTAL-Coachella Valley	13,389,000	12,011,000	12,130,000	12,249,000	12,370,000	12,493,000
Palo Verde Valley						
BLYTHE	721,000	548,000	553,000	559,000	565,000	571,000
RIVERSIDE COUNTY	192,000	148,000	149,000	150,000	152,000	154,000
SUBTOTAL-Palo Verde Valley	913,000	696,000	702,000	709,000	717,000	725,000
TOTAL ²	\$ 54,383,000	\$ 48,790,000	\$ 49,279,000	\$ 49,772,000	\$ 50,269,000	\$ 50,772,000

¹ Under an agreement between CVAG and La Quinta, CVAG receives 50% of La Quinta's allocation and La Quinta the remaining 50% until such time La Quinta has reimbursed CVAG for TUMF fees CVAG would have received from La Quinta if La Quinta had joined the TUMF program when the TUMF was established.

² Administrative costs are allocated in accordance with a cost allocation plan on a quarterly basis. Accordingly, the Measure A allocations to each geographic area by program will be reduced for such quarterly cost allocations.

Note: Estimate for Planning Purposes, subject to change and rounding differences.



**MEASURE A
LOCAL STREETS
AND ROADS PROGRAM**

PROJECT STATUS REPORT FY 2019/20

Agency: RIVERSIDE
Prepared by: Bobby Hilo
Phone #: 951-826-2406
Date: 4/6/2020

Item No.	Project Name / Limits	Project Type	Total Cost	Anticipated Measure A Funds Expended (Est thru 6/30/2020)	Estimated/ Actual Completion	Status
1	Arlington Ave - Fairhaven to West City Limit	Traffic Safety Improvements	\$ 897,000	\$ -	10/26/2018	Construction complete. Project close out in process.
2	Canyon Crest Widening -Via Vista/Country Club	Street Widening	\$ 6,105,000	\$ -	Unknown	Project on hold.
3	Central/Canyon Crest/Watkins Bike Lanes	Bike Lanes/Pedestrian Crossing Improvements	\$ 1,257,000	\$ 749	6/30/2020	Project bid posted, to be awarded at Council in May
4	High Friction Surface & HAWK Signals	Street & Pedestrian Signal Improvements	\$ 1,293,000	\$ 515	6/30/2020	Request for Allocation Submitted to Caltrans 12/31
5	Indiana Widening @ Pierce	Street Widening and Improvements	\$ 1,115,000	\$ -	Aug-12	Pending billing from school district.
6	Jurupa Extension - Rutland to Crest	New Street Construction	\$ 300,000	\$ -	Unknown	Pending environmental clearance and developer construction schedule.
7	Jurupa Extension - Van Buren to Rutland	New Street Construction	\$ 6,174,000	\$ -	2/28/2021	Construction complete. Required environmental mitigation still underway.
8	Magnolia Ave - Buchanan St to Banbury Dr	Street Widening and Improvements	\$ 6,331,000	\$ 4,330,490	4/1/2021	In Construction
9	Major Street Rehabilitation	Street Resurfacing	\$ 2,407,000	\$ 975,579	6/30/2039	Ongoing annual expenditure. Includes encumbrances
10	Market Street Bridge Replacement	Bridge Replacement	\$ 2,482,000	\$ 8,000	6/30/2024	City share for County administered project.
11	Miscellaneous Railroad Project Management	Grade Separations/Quiet Zones	\$ 1,837,518	\$ 30,043	6/30/2039	Ongoing project management.



**MEASURE A
LOCAL STREETS
AND ROADS PROGRAM**

12	Mission Blvd Bridge Replacement	Bridge Replacement	\$ 1,233,000	\$ 27,111	6/30/2022	City share for County administered project.
13	Monroe Rehab - Lincoln to Arlington	Street Rehabilitation & Resurfacing	\$ 2,457,000	\$ 26,952	Spring 2021	Project being constructed in phases.
14	Paving Projects COP - Debt Service**	Street Paving	\$ 3,002,000	\$ 3,002,000	6/30/2034	Annual debt service.
**For a complete list of street projects financed from the City of Riverside apportionment of Local Measure A funds (Certificates of						
15	Quiet Zone/BNSF - Mission Inn/3rd/Spruce	Quiet Zone for BNSF Railroad	\$ 4,020,000	\$ 23,000	6/30/2023	Design in progress.
16	Quiet Zone/BNSF/UPRR - Cridge & Panorama	Quiet Zone for BNSF & UP Railroads	\$ 6,937,000	\$ 25,479	6/30/2021	Design in progress.
17	Quiet Zone/UPRR - Brockton & Palm	Quiet Zone for UP Railroad	\$ 2,288,000	\$ 53,000	6/30/2021	Design in progress.
18	RR Grade Separation - Iowa Avenue	Grade Separation - Iowa @ BNSF	\$ 32,227,000	\$ -	11/9/2015	Construction complete. Project close out in process.
19	RR Grade Separation - Riverside Avenue	Grade Separation - Riverside @ UPRR	\$ 31,184,000	\$ 346,638	3/2/2017	Construction complete. Project close out in process.
20	RR Grade Separation - Streeter Avenue	Grade Separation - Streeter @ UPRR	\$ 33,971,000	\$ -	1/25/2017	Construction complete. Project close out in process.
21	Tyler Widening - Wells to Hole	Street Widening and Improvements	\$ 11,633,000	\$ 2,500	6/9/2017	Construction complete. Project close out in process.
22	Van Buren Widening - Washington to Wood	Street Widening	\$ 46,673	\$ -	Unknown	City share for County administered project. On hold pending County identifying additional funding for right-of-way.
23	Arterial Interconnections	Signal Coordinations	\$ -	\$ -	6/30/2039	Ongoing annual expenditure.
24	Magnolia - Buchanan to First	Signal Coordination	\$ 2,804,000	\$ 173,432	Summer 2019	Construction complete
25	Traffic Signal Revisions	Signal Modifications	\$ 143,000	\$ 35,000	6/30/2039	Ongoing annual expenditure.



**MEASURE A
LOCAL STREETS
AND ROADS PROGRAM**

26	New Traffic Signals	New Traffic Signals	\$ 460,000	\$ 56,465	6/30/2039	Ongoing annual expenditure. Encumbered
27	University - Chicago to Campus	Signal Coordination	\$ 50,000	\$ 4,200	Unknown	On hold pending additional funding.
28	Transportation Planning	Engineering Planning	\$ 50,000	\$ -	6/30/2039	Ongoing annual expenditure.
29	Pavement Management Program	Ongoing Annual Expenditure	\$ 125,000	\$ -	6/30/2039	Ongoing annual expenditure.
30	Controller Assembly Replacement	Ongoing Traffic Signal Maintenance	\$ 73,000	\$ 57,325	6/30/2039	Ongoing annual expenditure.
31	LED Signal Lenses Replacement	Ongoing Traffic Signal Maintenance	\$ 21,000	\$ 7,266	6/30/2039	Ongoing annual expenditure.
32	Spread Spectrum Radio Replacement	Ongoing Traffic Signal Maintenance	\$ 13,000	\$ 9,000	6/30/2039	Ongoing annual expenditure.
33	Traffic Management Center	Signal Coordination	\$ 67,000	\$ 52,833	6/30/2039	Ongoing annual expenditure.
34	Traffic Signal Loop Replacement	Ongoing Traffic Signal Maintenance	\$ 32,000	\$ 25,000	6/30/2039	Ongoing annual expenditure.
35	Traffic Planning/Investigations	Traffic Engineering	\$ 300,000	\$ 136,821	6/30/2039	Ongoing annual expenditure.
36	San Andreas/Glenwood Improvements	Drainage Improvements	\$ 675,000	\$ 11,394	10/17/2019	Project is complete
37	Active Transportation Master Plan	Traffic Engineering	\$ 200,000	\$ -	Dec-19	Design in progress.
38	Interconnected Traffic Signal Controller Replacement	Signal Modifications	\$ 560,000	\$ -	Dec-19	Design in progress.
39	Railroad Grade Separation - Magnolia	Grade Separation - Magnolia @ UPRR	\$ 50,917,000	\$ 10,000	3/1/2013	Construction complete. Project close out in process.
40	Open Street Plans	Street Maintenance	\$ 75,000	\$ 24,990	Unknown	First project stage complete
41	Local Road Safety Plan	Transportation	\$ 28,000	\$ -	Apr-21	Request for allocation submitted to Caltrans
TOTAL			\$ 215,790,191	\$ 9,455,782		



**MEASURE A
LOCAL STREETS
AND ROADS PROGRAM**

FY 2020/21

Agency: RIVERSIDE
Prepared by: Bobby Hilo
Phone #: 951-826-2406
Date: 4/6/2020


FY 2018/19 Audited Measure A Balance:	\$	20,039,306
FY 2019/20 (Revised) Measure A Revenue:		7,274,000
Less: FY 2019/20 Project Status Report expenses:		(9,455,782)
Estimated Prior Year Measure A Balance:		17,857,524
Estimated FY 2020/21 Measure A Allocation:		6,499,000
Estimated Measure A Available for FY 2020/21 Projects:	\$	24,356,524

Item No.	Project Name / Limits	Project Type	Total Project Cost	Measure A Funds
2020/21				
2021-01	Arlington Ave - Fairhaven to West City Limit	Traffic Safety Improvements	\$ 897,000	\$ -
2021-02	Canyon Crest Widening -Via Vista/Country Club	Street Widening		
2021-03	Central/Canyon Crest/Watkins Bike Lanes	Bike Lanes/Pedestrian Crossing Improvements	\$ 6,105,000	\$ -
2021-04	High Friction Surface & HAWK Signals	Street & Pedestrian Signal Improvements	\$ 1,293,000	\$ -
2021-05	Indiana Widening @ Pierce	Street Widening and Improvements	\$ 1,115,000	\$ -
2021-06	Jurupa Extension - Rutland to Crest	New Street Construction	\$ 300,000	\$ -
2021-07	Jurupa Extension - Van Buren to Rutland	New Street Construction	\$ 6,174,000	\$ -
2021-08	Magnolia Ave - Buchanan St to Banbury Dr	Street Widening and Improvements	\$ 6,331,000	\$ -
2021-09	Major Street Rehabilitation	Street Resurfacing	\$ 2,400,000	\$ 50,000
2021-10	Market Street Bridge Replacement	Bridge Replacement	\$ 2,635,000	\$ 900,000
2021-11	Miscellaneous Railroad Project Management	Grade Separations/Quiet Zones	\$ 1,837,518	\$ -
2021-12	Mission Blvd Bridge Replacement	Bridge Replacement	\$ 2,363,883	\$ 800,000




**MEASURE A
LOCAL STREETS
AND ROADS PROGRAM**

2021-13	Monroe Rehab - Lincoln to Arlington	Street Rehabilitation & Resurfacing	\$ 2,457,000	\$ -	
2021-14	Paving Projects COP - Debt Service**	Street Paving	\$ 3,000,740	\$ 3,000,740	
**For a complete list of street projects financed from the City of Riverside					
2021-15	Quiet Zone/BNSF - Mission Inn/3rd/Spruce	Quiet Zone for BNSF Railroad	\$ 4,020,000	\$ 772,700	
2021-16	Quiet Zone/BNSF/UPRR - Cridge & Panorama	Quiet Zone for BNSF & UP Railroads	\$ 6,937,000	\$ -	
2021-17	Quiet Zone/UPRR - Brockton & Palm	Quiet Zone for UP Railroad	\$ 2,288,000	\$ -	
2021-18	RR Grade Separation - Iowa Avenue	Grade Separation - Iowa @ BNSF	\$ 32,227,000	\$ -	
2021-19	RR Grade Separation - Riverside Avenue	Grade Separation - Riverside @ UPRR	\$ 31,184,000	\$ -	
2021-20	RR Grade Separation - Streeter Avenue	Grade Separation - Streeter @ UPRR	\$ 33,350,266	\$ -	
2021-21	Tyler Widening - Wells to Hole	Street Widening and Improvements	\$ 11,633,000	\$ -	
2021-22	Van Buren Widening - Washington to Wood	Street Widening	\$ 453,478	\$ -	
2021-23	Arterial Interconnections	Signal Coordinations	\$ 40,000	\$ 40,000	
2021-24	Magnolia - Buchanan to First	Signal Coordination			
2021-25	Traffic Signal Revisions	Signal Modifications	\$ 2,804,000	\$ -	
2021-26	New Traffic Signals	New Traffic Signals	\$ 250,000	\$ 250,000	
2021-27	University - Chicago to Campus	Signal Coordination	\$ 50,000	\$ -	
2021-28	Transportation Planning	Engineering Planning	\$ 50,000	\$ 50,000	
2021-29	Pavement Management Program	Ongoing Annual Expenditure	\$ 125,000	\$ 125,000	
2021-30	Controller Assembly Replacement	Ongoing Traffic Signal Maintenance	\$ 70,000	\$ 70,000	
2021-31	LED Signal Lenses Replacement	Ongoing Traffic Signal Maintenance	\$ 20,000	\$ 20,000	
2021-32	Spread Spectrum Radio Replacement	Ongoing Traffic Signal Maintenance	\$ 10,000	\$ 10,000	
2021-33	Traffic Management Center	Signal Coordination	\$ 50,000	\$ 50,000	



**MEASURE A
LOCAL STREETS
AND ROADS PROGRAM**

				\$	-	
2021-34	Traffic Signal Loop Replacement	Ongoing Traffic Signal Maintenance	\$ 25,000	\$	25,000	
				\$	-	
2021-35	Traffic Planning/Investigations	Traffic Engineering	\$ 300,000	\$	300,000	
				\$	-	
2021-36	San Andreas/Glenwood Improvements	Drainage Improvements				
2021-37	Active Transportation Master Plan	Traffic Engineering				
2021-38	Interconnected Traffic Signal Controller Replacement	Signal Modifications	\$ 1,120,000	\$	-	
2021-39	Railroad Grade Separation - Magnolia	Grade Separation - Magnolia @ UPRR	\$ 50,917,000	\$	-	
2021-40	3rd/BNSF RR Xing Improvements	Railroad	\$ 648,008	\$	-	
2021-41	Spruce/BNSF RR Xing Improvements	Railroad	\$ 684,655	\$	-	
2021-42	Open Street Plans	Street Maintenance	\$ 75,000	\$	-	
2021-43	Local Road Safety Plan	Transportation	\$ 100,000	\$	100,000	
2021-44	Traffic Signal Battery Backup Maintenance	Transportation	\$ 50,000	\$	50,000	
2021-45	Jackson and Indiana RT Turn Lane	Transportation	\$ 75,000	\$	75,000	
2021-46	Traffic Signal and Pole Replacement & Relocation	Transportation	\$ 250,000	\$	250,000	
2021-47	Traffic Signal Emergency Vehicle Replacement	Transportation	\$ 10,000	\$	10,000	
		TOTAL	\$ 216,725,548	\$	6,948,440	F27 amount i




**MEASURE A
LOCAL STREETS
AND ROADS PROGRAM**

FY 2021/22

Agency: RIVERSIDE
Prepared by: Bobby Hilo
Phone #: 951-826-2406
Date: 4/6/2020


Estimated Prior Year Measure A Balance: \$ 17,408,084
Estimated FY 2021/22 Measure A Allocation: 6,564,000
Estimated Measure A Available for FY 2021/22 Projects: \$ 23,972,084

Item No.	Project Name / Limits	Project Type	Total Project Cost	Measure A Funds
<u>2021/22</u>				
2022-01	Quiet Zone/BNSF - Mission Inn/3rd/Spruce	Quiet Zone for BNSF Railroad	\$ 4,020,000	\$ 788,200
2022-02	Transportation Planning	Engineering Planning	\$ 50,000	\$ 50,000
2022-03	Pavement Management Program	Ongoing Annual Expenditure	\$ 125,000	\$ 125,000
2022-04	Traffic Planning/Investigations	Traffic Engineering	\$ 300,000	\$ 300,000
2022-05	Paving Projects COP - Debt Service	Street Paving	\$ 3,000,990	\$ 3,000,990
2022-06	Major Street Rehabilitation	Street Resurfacing	\$ 2,400,000	\$ 2,400,000
2022-07	Mission Blvd Bridge Replacement	Bridge Replacement	\$ 1,233,000	\$ 800,000
2022-08	Market Street Bridge Replacement	Bridge Replacement	\$ 2,635,000	\$ 850,000
2022-09	Traffic Signal Revisions	Signal Modifications	\$ 100,000	\$ 100,000
2022-10	Arterial Interconnections	Signal Coordinations	\$ 40,000	\$ 40,000
2022-11	Traffic Management Center	Signal Coordination	\$ 50,000	\$ 50,000
2022-12	New Traffic Signals	New Traffic Signals	\$ 250,000	\$ 250,000



**MEASURE A
LOCAL STREETS
AND ROADS PROGRAM**

2022-13	Controller Assembly Replacement	Ongoing Traffic Signal Maintenance	\$ 70,000	\$ 70,000
2022-14	Spread Spectrum Radio Replacement	Ongoing Traffic Signal Maintenance	\$ 10,000	\$ 10,000
2022-15	LED Signal Lenses Replacement	Ongoing Traffic Signal Maintenance	\$ 20,000	\$ 20,000
2022-16	Traffic Signal Loop Replacement	Ongoing Traffic Signal Maintenance	\$ 25,000	\$ 25,000
2022-17	Traffic Signal Battery Backup Maintenance	Ongoing Traffic Signal Maintenance	\$ 50,000	\$ 50,000
2022-18	Traffic Signal Emergency Vehicle Replacement	Ongoing Traffic Signal Maintenance	\$ 10,000	\$ 10,000
TOTAL			\$ 14,388,990	\$ 8,939,190




**MEASURE A
LOCAL STREETS
AND ROADS PROGRAM**

FY 2022/23

Agency: RIVERSIDE
Prepared by: Bobby Hilo
Phone #: 951-826-2406
Date: 4/6/2020


Estimated Prior Year Measure A Balance: \$ 15,032,894
Estimated FY 2022/23 Measure A Allocation: 6,630,000
Estimated Measure A Available for FY 2022/23 Projects: \$ 21,662,894

Item No.	Project Name / Limits	Project Type	Total Project Cost	Measure A Funds
<u>2022/23</u>				
2023-01	Quiet Zone/BNSF - Mission Inn/3rd/Spruce	Quiet Zone for BNSF Railroad	\$ 4,020,000	\$ 804,000
2023-02	Transportation Planning	Engineering Planning	\$ 50,000	\$ 50,000
2023-03	Pavement Management Program	Ongoing Annual Expenditure	\$ 125,000	\$ 125,000
2023-04	Traffic Planning/Investigations	Traffic Engineering	\$ 300,000	\$ 300,000
2023-05	Paving Projects COP - Debt Service	Street Paving	\$ 3,002,240	\$ 3,002,240
2023-06	Major Street Rehabilitation	Street Resurfacing	\$ 2,400,000	\$ 2,400,000
2023-07	Mission Blvd Bridge Replacement	Bridge Replacement	\$ 1,233,000	\$ 800,000
2023-08	Market Street Bridge Replacement	Bridge Replacement	\$ 2,635,000	\$ 850,000
2023-09	Traffic Signal Revisions	Signal Modifications	\$ 100,000	\$ 100,000
2023-10	Arterial Interconnections	Signal Coordinations	\$ 40,000	\$ 40,000
2023-11	Traffic Management Center	Signal Coordination	\$ 50,000	\$ 50,000



**MEASURE A
LOCAL STREETS
AND ROADS PROGRAM**

2023-12	New Traffic Signals	New Traffic Signals	\$ 250,000	\$ 250,000
2023-13	Controller Assembly Replacement	Ongoing Traffic Signal Maintenance	\$ 70,000	\$ 70,000
2023-14	Spread Spectrum Radio Replacement	Ongoing Traffic Signal Maintenance	\$ 10,000	\$ 10,000
2023-15	LED Signal Lenses Replacement	Ongoing Traffic Signal Maintenance	\$ 20,000	\$ 20,000
2023-16	Traffic Signal Loop Replacement	Ongoing Traffic Signal Maintenance	\$ 25,000	\$ 25,000
2023-17	Traffic Signal Battery Backup Maintenance	Ongoing Traffic Signal Maintenance	\$ 50,000	\$ 50,000
2023-18	Traffic Signal Emergency Vehicle Replacement	Ongoing Traffic Signal Maintenance	\$ 10,000	\$ 10,000
		TOTAL	\$ 14,390,240	\$ 8,956,240



**MEASURE A
LOCAL STREETS
AND ROADS PROGRAM**

FY 2023/24

Agency: RIVERSIDE
Prepared by: Bobby Hilo
Phone #: 951-826-2406
Date: 4/6/2020

Estimated Prior Year Measure A Balance: \$ 12,706,654
Estimated FY 2023/24 Measure A Allocation: 6,696,000
Estimated Measure A Available for FY 2023/24 Projects: \$ 19,402,654


Item No.	Project Name / Limits	Project Type	Total Project Cost	Measure A Funds
<u>2023/24</u>				
2024-01	Quiet Zone/BNSF - Mission Inn/3rd/Spruce	Quiet Zone for BNSF Railroad	\$ 4,020,000	\$ -
2024-02	Transportation Planning	Engineering Planning	\$ 50,000	\$ 50,000
2024-03	Pavement Management Program	Ongoing Annual Expenditure	\$ 125,000	\$ 125,000
2024-04	Traffic Planning/Investigations	Traffic Engineering	\$ 300,000	\$ 300,000
2024-05	Paving Projects COP - Debt Service	Street Paving	\$ 2,995,740	\$ 2,995,740
2024-06	Major Street Rehabilitation	Street Resurfacing	\$ 2,400,000	\$ 2,400,000
2024-07	Mission Blvd Bridge Replacement	Bridge Replacement	\$ 1,233,000	\$ -
2024-08	Market Street Bridge Replacement	Bridge Replacement	\$ 2,635,000	\$ -
2024-09	Traffic Signal Revisions	Signal Modifications	\$ 100,000	\$ 100,000
2024-10	Arterial Interconnections	Signal Coordinations	\$ 40,000	\$ 40,000
2024-11	Traffic Management Center	Signal Coordination	\$ 50,000	\$ 50,000



**MEASURE A
LOCAL STREETS
AND ROADS PROGRAM**

2024-12	New Traffic Signals	New Traffic Signals	\$ 250,000	\$ 250,000
2024-13	Controller Assembly Replacement	Ongoing Traffic Signal Maintenance	\$ 70,000	\$ 70,000
2024-14	Spread Spectrum Radio Replacement	Ongoing Traffic Signal Maintenance	\$ 10,000	\$ 10,000
2024-15	LED Signal Lenses Replacement	Ongoing Traffic Signal Maintenance	\$ 20,000	\$ 20,000
2024-16	Traffic Signal Loop Replacement	Ongoing Traffic Signal Maintenance	\$ 25,000	\$ 25,000
2024-17	Traffic Signal Battery Backup Maintenance	Ongoing Traffic Signal Maintenance	\$ 50,000	\$ 50,000
2024-18	Traffic Signal Emergency Vehicle Replacement	Ongoing Traffic Signal Maintenance	\$ 10,000	\$ 10,000
		TOTAL	\$ 14,383,740	\$ 6,495,740

F25 amo




MEASURE A
LOCAL STREETS
AND ROADS PROGRAM

FY 2024/25

Agency: RIVERSIDE
Prepared by: Bobby Hilo
Phone #: 951-826-2406
Date: 4/6/2020

Estimated Prior Year Measure A Balance: \$ 12,906,914
Estimated FY 2024/25 Measure A Allocation: 6,763,000
Estimated Measure A Available for FY 2024/25 Projects: \$ 19,669,914

Item No.	Project Name / Limits	Project Type	Total Project Cost	Measure A Funds
<u>2024/25</u>				
2025-01	Quiet Zone/BNSF - Mission Inn/3rd/Spruce	Quiet Zone for BNSF Railroad	\$ 4,020,000	\$ -
2025-02	Transportation Planning	Engineering Planning	\$ 50,000	\$ 50,000
2025-03	Pavement Management Program	Ongoing Annual Expenditure	\$ 125,000	\$ 125,000
2025-04	Traffic Planning/Investigations	Traffic Engineering	\$ 300,000	\$ 300,000
2025-05	Paving Projects COP - Debt Service	Street Paving	\$ 2,998,880	\$ 2,998,880
2025-06	Major Street Rehabilitation	Street Resurfacing	\$ 2,400,000	\$ 2,400,000
2025-07	Mission Blvd Bridge Replacement	Bridge Replacement	\$ 1,233,000	\$ -



**MEASURE A
LOCAL STREETS
AND ROADS PROGRAM**

2025-08	Market Street Bridge Replacement	Bridge Replacement	\$ 2,635,000	\$ -
2025-09	Traffic Signal Revisions	Signal Modifications	\$ 100,000	\$ 100,000
2025-10	Arterial Interconnections	Signal Coordinations	\$ 40,000	\$ 40,000
2025-11	Traffic Management Center	Signal Coordination	\$ 50,000	\$ 50,000
2025-12	New Traffic Signals	New Traffic Signals	\$ 250,000	\$ 250,000
2025-13	Controller Assembly Replacement	Ongoing Traffic Signal Maintenance	\$ 70,000	\$ 70,000
2025-14	Spread Spectrum Radio Replacement	Ongoing Traffic Signal Maintenance	\$ 10,000	\$ 10,000
2025-15	LED Signal Lenses Replacement	Ongoing Traffic Signal Maintenance	\$ 20,000	\$ 20,000
2025-16	Traffic Signal Loop Replacement	Ongoing Traffic Signal Maintenance	\$ 25,000	\$ 25,000
2025-17	Traffic Signal Battery Backup Maintenance	Ongoing Traffic Signal Maintenance	\$ 50,000	\$ 50,000
2025-18	Traffic Signal Emergency Vehicle Replacement	Ongoing Traffic Signal Maintenance	\$ 10,000	\$ 10,000
		TOTAL	\$ 14,386,880	\$ 6,498,880

CA 20-0389 RCTC

Final Audit Report

2020-05-01

Created:	2020-04-30
By:	Brandi Becker (bbecker@riversideca.gov)
Status:	Signed
Transaction ID:	CBJCHBCAABAAF8W0Lfd0o-qiT2wXJm0DbiMWkj69ZDc

"CA 20-0389 RCTC" History

-  **Document created by Brandi Becker (bbecker@riversideca.gov)**
2020-04-30 - 9:29:43 PM GMT - IP address: 192.248.248.55
-  **Document emailed to Rafael Guzman (esigncmo@riversideca.gov) for signature**
2020-04-30 - 9:31:11 PM GMT
-  **Email viewed by Rafael Guzman (esigncmo@riversideca.gov)**
2020-04-30 - 9:38:52 PM GMT - IP address: 76.94.30.243
-  **Document e-signed by Rafael Guzman (esigncmo@riversideca.gov)**
Signature Date: 2020-04-30 - 9:39:30 PM GMT - Time Source: server - IP address: 76.94.30.243
-  **Document emailed to Colleen J. Nicol (cnicol@riversideca.gov) for signature**
2020-04-30 - 9:39:32 PM GMT
-  **Email viewed by Colleen J. Nicol (cnicol@riversideca.gov)**
2020-05-01 - 3:40:10 PM GMT - IP address: 192.248.248.55
-  **Document e-signed by Colleen J. Nicol (cnicol@riversideca.gov)**
Signature Date: 2020-05-01 - 3:40:35 PM GMT - Time Source: server - IP address: 192.248.248.55
-  **Signed document emailed to Rafael Guzman (esigncmo@riversideca.gov), Colleen J. Nicol (cnicol@riversideca.gov) and Brandi Becker (bbecker@riversideca.gov)**
2020-05-01 - 3:40:35 PM GMT