

COMMUNITY & POLICING IN RIVERSIDE

Riverside Police Department

City Council Meeting
April 20, 2021

RiversideCA.gov

1

OUTLINE



Department
Overview



Where We've
Been



Where We
Are



Where We
Are Headed

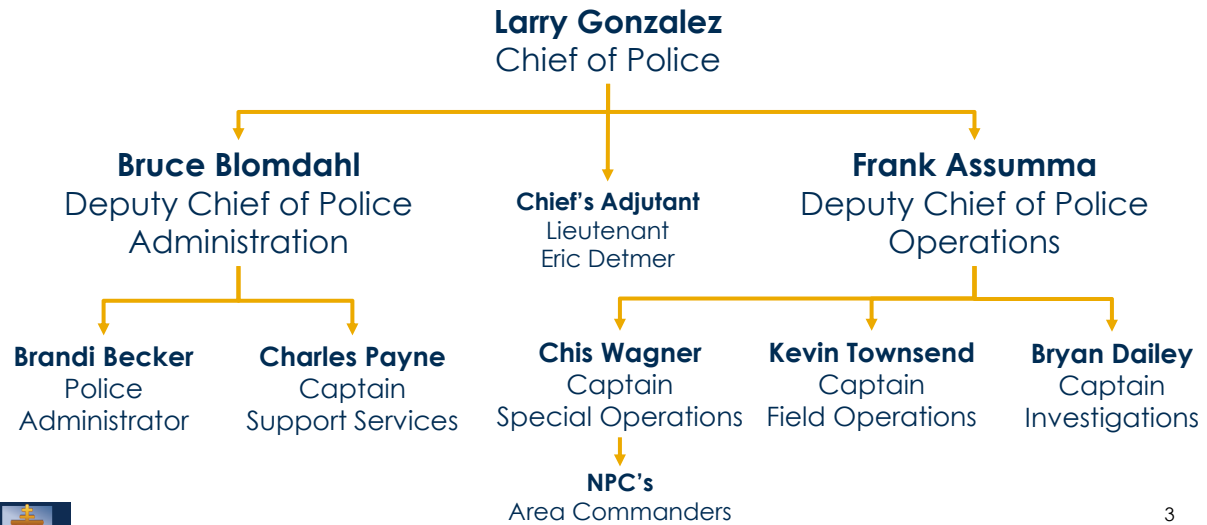


2

RiversideCA.gov

2

COMMAND STAFF



RiversideCA.gov

3

3

BUDGET

FY 20/21 Budget : \$139 Million

General Fund: \$123.9M

- Personnel – \$99.3M
- Non-Personnel - \$24.6M

Measure Z: \$15.1M

- Personnel - \$11.8M
- Non-Personnel - \$3.3M



RiversideCA.gov

4

4

CURRENT STAFFING

Staffing: 516.25 (Includes Measure Z Funded)

As of 3/12/2021



- **375 Sworn Officers**
– 35 Sworn Officer Vacancies
- **141.25 Civilian Filled Positions**
– 38.75 Civilian Vacancies



5

RiversideCA.gov

5

CURRENT SWORN DEMOGRAPHICS

| Race/Ethnicity | Total Sworn | % of Sworn | City Profile *2019 Census Data |
|-----------------------------------|-------------|------------|-----------------------------------|
| Hispanic or Latino | 113 | 30.1% | 57.2% |
| White | 225 | 60% | 26.7% |
| Black/African American | 20 | 5.3% | 5.1% |
| Asian/Other | 15 | 4% | 7.6% |
| Native Hawaiian/Pacific Islands | 1 | 0.3% | 0.3% |
| American Indian and Alaska Native | 0 | 0% | 0.5% |
| Other Ethnicities | 1 | 0.3% | 2.5% |
| Total | 375 | | |

| Gender | Total Sworn | % of Sworn | City Profile |
|--------|-------------|------------|--------------|
| Male | 330 | 88% | 49.8% |
| Female | 45 | 12% | 50.2% |




6

RiversideCA.gov

6

DEPARTMENT AUDIT

In July 2015, the City launched a program to provide independent, outside audits of all City departments **once every five years**. RPD was selected to be audited in fiscal year 2016/2017.



The City commissioned Hillard Heintze to evaluate:

1. Employee discipline;
2. Criminal case review and case management;
3. Use of data; crime statistics and crime analysis
4. Use of technology;
5. Staffing and deployment;
6. Financial expenditures.



Audit resulted in **over 80 recommendations** ranging from CPRC protocols, Internal Affairs case management, and staff deployment.

7



RiversideCA.gov

7

COMMUNITY POLICE REVIEW COMMISSION (CPRC)



Created in 2000, CPRC is a review board for **Citizen Complaints** and **Use of Force Incidents**.

By ordinance, the purpose of the CPRC is:

"...to promote effective, efficient, trustworthy, and just law enforcement in the City of Riverside, and to bring to the attention of the City its findings and recommendations in regard Further, it is the purpose of this Ordinance to ensure good relations between those who enforce the laws and the diverse populace whom they serve so that the public will take pride in local law enforcement and those who enforce the laws will take pride in their service to the public."

8



RiversideCA.gov

8

CHIEF'S ADVISORY COMMITTEE (CAC)



The purpose of the CAC is to provide a forum where key stakeholders can act as a community resource for the **development of strategies, share community concerns, and increase public trust.**

Revamped October 2020
Meets 4th Monday

Current Committee

- 29 Adults
- 2 High School Students



9

RiversideCA.gov

9

CALLS FOR SERVICE

IN 2020:



271,119

Service Calls for RPD



923

311 RPD COVID-19 Calls



39,280

Reports Processed



3,765

Felony Arrests

3,764

Misdemeanor Arrests



10

RiversideCA.gov

10

2020 STATISTICS

Field Operations Division:

- **Wrote 11,591 citations**
 - 3,738 Speeding
 - 5,646 Parking
- **Traffic Collisions:**
 - 3,111 Collisions
 - 1,041 Injuries
 - 24 Fatal Collisions
 - 26 Deaths



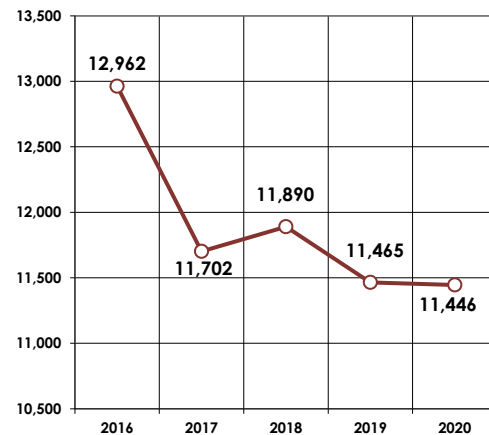
11

RiversideCA.gov

11

CRIME STATS

| Part I Offense | 2016 | 2017 | 2018 | 2019 | 2020 |
|-----------------------------|---------------|---------------|---------------|---------------|---------------|
| Murder | 10 | 12 | 14 | 17 | 21 |
| Rape | 141 | 166 | 150 | 139 | 152 |
| Robbery | 586 | 544 | 543 | 476 | 373 |
| Aggravated Assault | 985 | 947 | 957 | 1,043 | 920 |
| Violent Crime Total | 1,722 | 1,669 | 1,664 | 1,675 | 1,466 |
| Burglary | 1,976 | 1,673 | 1,470 | 1,302 | 1,639 |
| Theft | 7,330 | 6,629 | 6,911 | 6,997 | 6,456 |
| Theft of Vehicles | 1,934 | 1,731 | 1,845 | 1,491 | 1,885 |
| Property Crime Total | 11,240 | 10,033 | 10,226 | 9,790 | 9,980 |
| Part I Crimes Total | 12,962 | 11,702 | 11,890 | 11,465 | 11,446 |

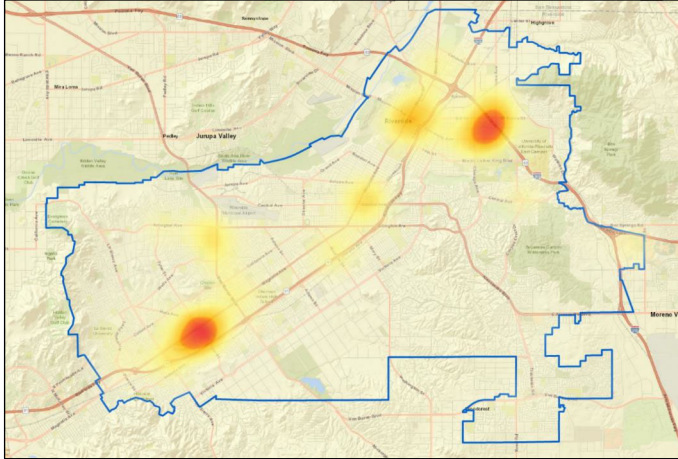


12

RiversideCA.gov

12

CITYWIDE - PART I CRIME 2020



| Part I Offense | 2020 |
|-----------------------------|---------------|
| Murder | 21 |
| Rape | 152 |
| Robbery | 373 |
| Aggravated Assault | 920 |
| Violent Crime Total | 1,466 |
| Burglary | 1,639 |
| Residential | 515 |
| Business | 1,124 |
| Theft Total | 6,456 |
| Shoplifting | 1,540 |
| From Vehicles | 2,304 |
| Veh Parts & Accessories | 849 |
| Bikes | 143 |
| All Others | 1,614 |
| Theft of Vehicles | 1,885 |
| Property Crime Total | 9,980 |
| Part I Crimes Total | 11,446 |

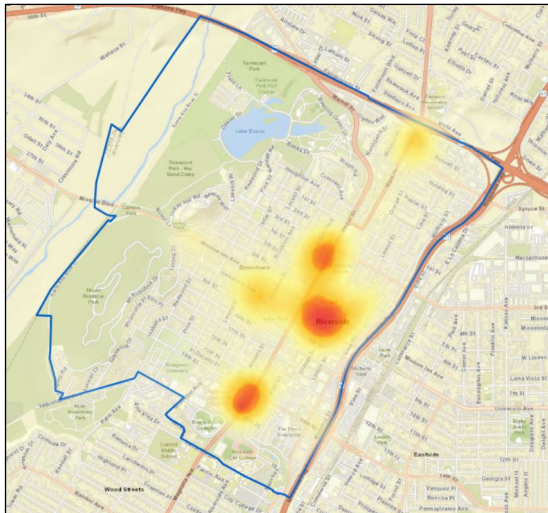
13



RiversideCA.gov

13

DOWNTOWN NEIGHBORHOOD – PART I CRIME 2020



| Part I Offense | 2020 |
|-----------------------------|------------|
| Murder | 4 |
| Rape | 13 |
| Robbery | 34 |
| Aggravated Assault | 89 |
| Violent Crime Total | 140 |
| Burglary | 68 |
| Theft Total | 363 |
| Shoplifting | 66 |
| From Vehicles | 122 |
| Veh Parts & Accessories | 45 |
| Bikes | 12 |
| All Others | 118 |
| Theft of Vehicles | 110 |
| Property Crime Total | 541 |
| Part I Crimes Total | 681 |

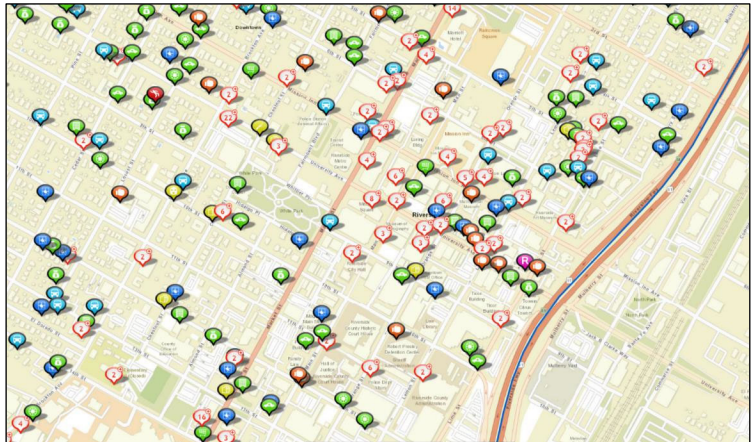
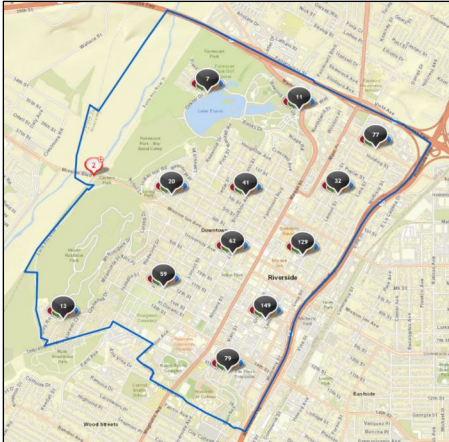
14



RiversideCA.gov

14

DOWNTOWN – PART I CRIME 2020 (PINMAP)

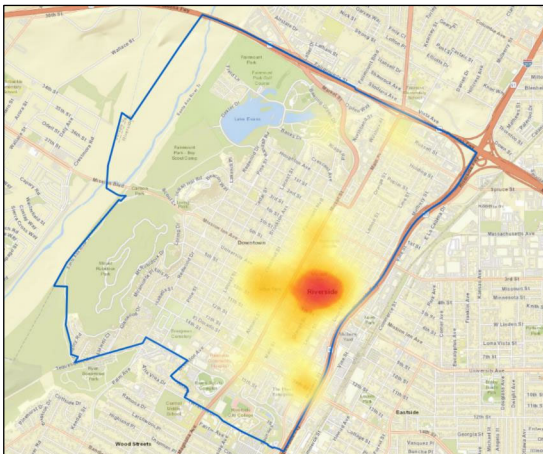


15

RiversideCA.gov

15

DOWNTOWN NEIGHBORHOOD – PART II CRIME 2020



Part II Crime counts include every charge on the report therefore some reports have several Part II Crimes counted (ie; 23152(A) & 23152(B) both are UCR 21 – DUI and usually both charges are used on one incident)

| Part II Offense | 2020 |
|---|-------------|
| UCR 09 – Other Assaults (Simple Assaults; Assault & Battery) | 252 |
| UCR 10 – Forgery/Counterfeiting | 22 |
| UCR 11 – Fraud | 113 |
| UCR 12 – Embezzlement | 9 |
| UCR 13 – Stolen Property (Possession/Buy/Receiving) | 63 |
| UCR 14 – Vandalism | 248 |
| UCR 15 – Weapons (Carrying/Possessing) | 61 |
| UCR 16 – Prostitution and Commercialized Vice | 0 |
| UCR 17 – Sex Offenses (Indecent Exposure; Etc.) | 17 |
| UCR 18 – Drug Abuse Violations | 354 |
| UCR 19 – Gambling | 0 |
| UCR 20 – Offenses Against the Family/Children | 4 |
| UCR 21 – Driving Under the Influence | 97 |
| UCR 22 – Liquor Laws | 1 |
| UCR 23 – Drunkenness | 34 |
| UCR 24 – Disorderly Conduct | 32 |
| UCR 25 – Vagrancy | 0 |
| UCR 26 – All Other Offenses (Trespass/Municipal Code Violation/Warrants/Etc.) | 509 |
| UCR 27 – Suspicion | 0 |
| UCR 28 – Curfew/Loitering Laws | 12 |
| UCR 29 – Runaways (Persons Under 18) | 0 |
| Part II Crimes Total | 1828 |

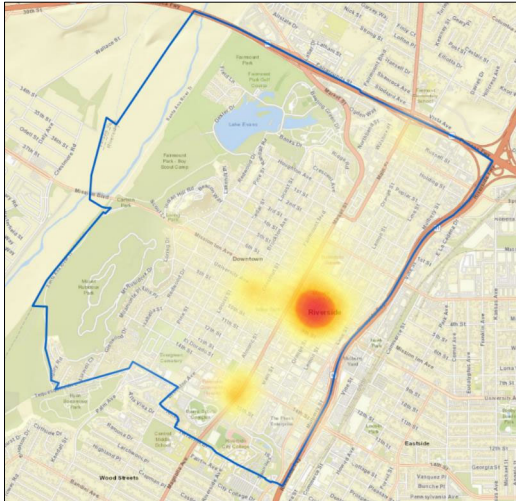
16



RiversideCA.gov

16

DOWNTOWN NEIGHBORHOOD – PART I CRIME 2018 - 2020



| Part I Offense | 2018 | 2019 | 2020 |
|-----------------------------|------------|------------|------------|
| Murder | 1 | 4 | 4 |
| Rape | 12 | 11 | 13 |
| Robbery | 48 | 49 | 34 |
| Aggravated Assault | 93 | 108 | 89 |
| Violent Crime Total | 154 | 172 | 140 |
| Burglary | 95 | 58 | 68 |
| Theft Total | 543 | 447 | 363 |
| Shoplifting | 80 | 76 | 66 |
| From Vehicles | 225 | 168 | 122 |
| Veh Parts & Accessories | 42 | 28 | 45 |
| Bikes | 18 | 12 | 12 |
| All Others | 178 | 163 | 118 |
| Theft of Vehicles | 138 | 130 | 110 |
| Property Crime Total | 776 | 635 | 541 |
| Part I Crimes Total | 930 | 807 | 681 |



17

RiversideCA.gov

17

REPORTED HATE CRIME 2016 – 2020

| | 2016 | 2017 | 2018 | 2019 | 2020 |
|--|----------|----------|-----------|-----------|-----------|
| Race/Ethnicity/National Origin | 6 | 3 | 9 | 11 | 9 |
| Anti-Black | 5 | 2 | 6 | 6 | 7 |
| Anti-White | - | - | 1 | 1 | 1 |
| Anti-Asian | - | - | - | - | 1 |
| Anti-Hispanic | - | 1 | 1 | 1 | - |
| Anti-Other Ethnicity | - | - | 1 | 1 | - |
| Anti-Multiple Races (Group) | 1 | - | - | 2 | - |
| Religious | 1 | 2 | 1 | 1 | 2 |
| Anti-Jewish | - | 1 | - | 1 | 1 |
| Anti-Islamic | - | - | - | - | 1 |
| Anti-Catholic | - | 1 | 1 | - | - |
| Anti-Other Religion | 1 | - | - | - | - |
| Sexual Orientation | 2 | 1 | 0 | 4 | 4 |
| Gender | 0 | 0 | 0 | 1 | 0 |
| Disability (Physical or Mental) | 0 | 0 | 0 | 0 | 0 |
| Total | 9 | 6 | 10 | 17 | 15 |

2021 (Jan-Feb): 1 Race (Anti-Black) and 1 Sexual Orientation

18



RiversideCA.gov

18

COMMUNITY SERVICES BUREAU (CSB)



Established to serve as a resource for residents by providing **educational information** regarding criminal awareness, crime prevention, and how to strengthen the relationship with the community we serve.

PROGRAMS INCLUDE:

- Citizen's Academy
- Crime Free Multi-Housing
- Police Explorer Post 714
- Teen 2 Teen
- Judo
- Riverside P.L.A.Y.
- Youth Court
- Volunteer Unit
- You Are Not Alone (YANA)
- Opportunity With Education (OWE)
- Supports the Riverside Police Foundation.



19

RiversideCA.gov

19

COMMUNITY SERVICES BUREAU (CSB)

PROGRAMS HIGHLIGHTS:



Riverside P.L.A.Y.

Blue Elves

You Are Not Alone (YANA)

20



RiversideCA.gov

20

#8CantWait Movement

| | | | |
|---|--|--|--|
| BAN CHOKEHOLDS & STRANGLEHOLDS | REQUIRE DE-ESCALATION | REQUIRE WARNING BEFORE SHOOTING | REQUIRES EXHAUST ALL ALTERNATIVES BEFORE SHOOTING |
| | | | |
| DUTY TO INTERVENE | BAN SHOOTING AT MOVING VEHICLES | REQUIRE USE OF FORCE CONTINUUM | REQUIRE COMPREHENSIVE REPORTING |
| | | | |

June 9, 2020

Suspended the use of the Carotid Restraint

Practicing 8 movement

21

RiversideCA.gov

21

COMMUNITY & POLICING IN RIVERSIDE

CHANGE

What we want to do to be better

LISTEN

What we are feeling and thinking

UNDERSTAND

What we know to be important

SHARE

What we have done and are doing

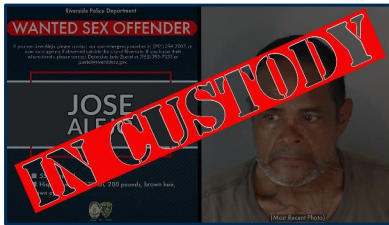
22

RiversideCA.gov

22

COMMUNITY POLICING

- Public Safety and Engagement Team (PSET)
- Community Behavioral Health Assessment Team (CBHAT)
- Downtown Entertainment District (DED) Team
- Problem Oriented Policing (POP) Officers
- Social Media Unit



23

RiversideCA.gov

23

COMMUNITY POLICING

COVID Mask Enforcement/Education Stats (Started July 8, 2020)

4,537
Contacts

3,943
Contacts Masks
Distributed

0
Citations

1,953
Business
Checks

1,810
Businesses in
Compliance

143
Businesses Out
of Compliance

143
Police Reports
Written



24



RiversideCA.gov

24

TECHNOLOGY



WatchGuard



Paperless Reports

- Internal Affairs
- Early Warning System
- Revamped Online Reporting
- Electronic Files



25

RiversideCA.gov

25

EMPLOYEE DEVELOPMENT



- Procedural Justice Training
- Critical Incident Training
- De-Escalation Training
 - Coaching through the Changing Outcomes Program

Barry E. Knight

Founder and CEO, BEK Impact Corp.



26

RiversideCA.gov

26

EARLY WARNING SYSTEM

Proactive means of identifying issues:
Training / Negative Behavior

Reviewed quarterly
by Chief of Police

How Does an Officer Get on EWS?
Four or more instances in 12 months that include:

1. **Personnel Complaint**
2. **Sustained Violation of Department Policy**
3. **Use of Force that:**
 - Causes injury to the suspect
 - Force used was significant
 - Any incident can be added to an Officers EWS reporting

Supervisor Administrative Report (SAR)



27

RiversideCA.gov

27

LEGISLATION



AB 12 - This law extends the amount of time before a person can buy a gun to five years if they have a gun violence restraining order placed against them.



AB 1506 - Increases the level of the California Attorney General's oversight over local law enforcement's use of deadly force.



AB 748 – Require departments to release recordings of critical incidents.



AB 392 – Use of Force - Law encourages law enforcement to increasingly rely on alternative methods such as less-lethal force or de-escalation techniques.



SB 978 – Requires law enforcement agencies to publish standards, policies, and practices online.



28

RiversideCA.gov

28

LEGISLATION

Governor Order to stop Carotid Restraint



AB 953 – Racial and Identity Profiling Act (RIPA)

- **Requires the collection of certain stop data related to:**
 1. Detentions
 2. Searches
 3. Complaints
- **Stats reported annually to the Department of Justice.**
- **Stop Data:**
 1. Stop information
 2. Perception
 3. Officer



29

RiversideCA.gov

29

OFFICER INVOLVED SHOOTING



Association Of Riverside County Chiefs of Police & Sheriff

Protocol For Responding To Officer-Involved Shootings, Uses of Deadly Force, and In-Custody Deaths.

The purpose is to provide **consistency in inter-agency investigations and independent review** of all peace officer involved shooting incidents that result in death or injury and other uses of force.

This protocol shall apply when **any of the following occur within Riverside County:**

- All officer-involved shootings, with or without resulting injury or death;
- Incidents where the use of force by law enforcement personnel results in great bodily injury or death; and
- All custodial deaths.



30

RiversideCA.gov

30

2021 – 2024 STRATEGIC PLAN

Our Community. Our Department. Our Riverside.



31

RiversideCA.gov


31

2021-2024 STRATEGIC PLAN

3 Year Plan

SWOT Analysis

- Police Chief Community Input
- Chief Advisory Committee
- Department Wide Survey



32

RiversideCA.gov

32

Strength-Weakness-Opportunity-Threat (SWOT)

Summary of External Stakeholders:



- **Strengths** - transparency, handles calls in a timely manner, racially diverse and positive community engagement



- **Weakness** - response time to non-critical calls, need more sworn females, and better support from mental wellness



- **Opportunities** – engage with diverse groups, recruitment of color and women, inform elected officials



- **Threats** – defend against de-funding, avoid recruitment of extremist political views and anti-police populism



33

RiversideCA.gov

33

2021-2024 STRATEGIC PLAN

21st CENTURY POLICING

Pillars Following a Presidential Task Force



1. Building Trust & Legitimacy



4. Community Policing & Crime Reduction



2. Policy & Oversight



5. Training & Education



3. Technology & Social Media



6. Officer Wellness & Safety



34

RiversideCA.gov

34

2021-2024 STRATEGIC PLAN



1. Community Collaboration

- 2 Initiatives
- 4 Action Items



2. Augment Employee Potential

- 4 Initiatives
- 10 Action Items



3. Organization Enhancement and Accountability

- 1 Initiative
- 4 Action Items



4. Employee Wellness Program

- 1 Initiative
- 2 Action Items



5. Community Well-Being (City Goal)

- 1 Initiative
- 3 Action Items



35

RiversideCA.gov

35

CHIEF'S VISION



We will engage our community through exemplary service and unequalled professionalism, while employing a work force that reflects the diversity of our city. We will commit to implementing the latest technology available and best practices to meet the demands of 21st Century modern policing. We will invest in the success of our employees of the Riverside Police Department by providing excellent training opportunities, advancement, and personal growth.



36

RiversideCA.gov

36