



Path of Life Ministries

Leonard Jarman, CSO - Chief Solutions Officer

Our Mission



Rescue

Meeting people & families in a housing crisis at their place of greatest need.



Restore

Compassionate coaching & wraparound services to promote self-sufficiency & family restoration.



Rebuild

A holistic, community-based approach to improve the health & vitality of those affected by homelessness.



Our Promise



"We promise anyone that comes to us for help to get out of a crisis of homelessness, that if they trust us and work with us, we will help get them out of that crisis, stably housed, and moving toward self-sufficiency."

What We've Learned

Homelessness is a public health and humanitarian crisis. It's a multi-faceted problem that demands multi-faceted solutions.

Cities and states are discovering you can't arrest or even build your way out of homelessness. Impacting and ending homelessness is a process that must be started and sustained if we expect to see any measurable success.

POLM offers more than a sandwich, shower and somewhere safe to sleep. POLM delivers a comprehensive menu of services and implements evidence-based interventions and best-practices that effectively help individuals and families end their homeless crisis.

Evidence- Based Strategies

Harm Reduction

Being homeless does not mean people forfeit their human rights. Everyone should be able to access services without having to overcome unnecessary barriers and discriminatory regulations. All POLM shelters are low-barrier. At POLM we meet people where they are and encourage positive change in their lives.

Housing First

Our goal is to quickly and successfully connect individuals and families experiencing homelessness to permanent housing without preconditions and barriers to entry. Once they are housed, supportive services are offered in their home to help them maintain their housing.

Housing Problem Solving

It's important to explore creative, flexible, safe, and cost-effective solutions to quickly resolve the housing crisis — even if just temporarily — with limited or no financial support. We help identify potential safe housing options — such as returning to a prior residence, staying with friends or family, or securing a new tenancy — and then work with the household to determine the necessary steps to make that housing option a reality.

Current Services/Projects

Western Riverside County

- Community Shelter
- Family Shelter
- Cold Weather Shelter
- Riverside Outreach/Homelessness Prevention
- Jurupa Valley Outreach/Homelessness Prevention
- Housing (PSH, RRH)
- LYNC

Facility Updates

- Family Shelter - 1.2 million rehab in 2020
- Community Shelter - rehab in 2021 (HVAC, restrooms, showers)







County- Wide

- Landlord Locator Service
- Employment Pipeline
- Mobile Behavioral Health

Eastern Riverside County

- Housing (PSH/RRH)

Impact 2019 – 2020

					
COMMUNITY SHELTER CVAG CSH	FAMILY SHELTER	HOUSING	OUTREACH	BEHAVIORAL HEALTH	EMPLOYMENT
<p>85 Beds 55 ECWS Beds 26 CVAG Crisis Stabilization Units</p> <p>Case Management</p> <p>Meals & Showers</p>	<p>46 Beds</p> <p>Case Management</p> <p>Meals & Showers</p> <p>Laundry</p>	<p>123 Units (Scattered Site Housing)</p> <p>93 Permanent Supportive Housing</p> <p>30 Rapid Re-Housing</p> <p>LandlordLink</p>	<p>3 Teams/ LYNC</p> <p>Coachella Valley</p> <p>Jurupa Valley</p> <p>Riverside</p> <p>LYNC</p>	<p>30 Member Team</p> <p>Counseling</p> <p>Crisis Intervention</p> <p>Life Skills</p>	<p>Employment Pipeline Team</p> <p>Training</p> <p>Preparation</p> <p>Placement</p> <p>Support</p>
Outcomes					
<p>1,453 People/Year</p> <p>18% Shelter Guests Housed at Exit</p> <p>51% CSH Guests Housed at Exit</p>	<p>270 People/Year</p> <p>57% Shelter Guests Housed at Exit</p>	<p>215 People/Year</p> <p>98% Retention Rate</p>	<p>315 Interventions/Year</p> <p>139 Street Exits (44%)</p>	<p>327 Individuals served</p> <p>2600 Intern Hours</p> <p>356 Groups/Workshops</p>	<p>145 Individuals served</p> <p>85 New Job Placements</p>

POLM SHELTERS

POLM COMMUNITY SHELTER 2840 Hulen Place, Riverside CA



- 85 bed emergency shelter
- Low Barrier, housing focused
- Open 24 hours
- 50 beds for men, 35 beds for women
- Intakes Daily (10:00am-5:00pm) by appointment and based on bed availability
- 18+ must pass background check
- Up to 60 days, 90 days with pending housing, etc
- Eligible for 90 days in any calendar year
- Case Management (weekly)
- Behavioral Health Support
- Employment Support
- Three Meals
- Linen Service
- Free Wi-Fi

POLM FAMILY SHELTER 2530 3rd Street, Riverside CA



- 46 bed emergency shelter
- Housing focused
- Open 24 hours
- Families with children only
- Intakes daily by appointment and based on bed availability.
- 18+ must pass background check
- Up to 60 days, 90 days with pending housing, etc
- Eligible for 90 days in any calendar year
- Case Management (weekly)
- Behavioral Health Support
- Employment Support
- Three Meals
- On-site Laundry Facility
- Free Wi-Fi

POLM SHELTERS

POLM ECWS SHELTER 3695 1st Street, Riverside CA January- April



- 40 bed emergency shelter
- Low Barrier, housing focused
- Open 24 hours
- 24 beds for men, 16 beds for women
- Intakes Daily (10:00am-5:00pm) by appointment and based on bed availability
- Must call first
- 18+ must pass background check
- December – April
- Three Meals
- Linen Service
- Showers
- Free Wi-Fi



POLM Shelter Hotline (24 hours)

(951) 462-9822

POLM Community Shelter

(951) 683-4101

POLM Family Shelter

(951) 275-8755

POLM Emergency Cold Weather Shelter

(951) 318-1329





Questions?



Path of Life Ministries