

CARES Act Expenditure Plan Final Report and ARPA Proposed Expenditure Category Plan

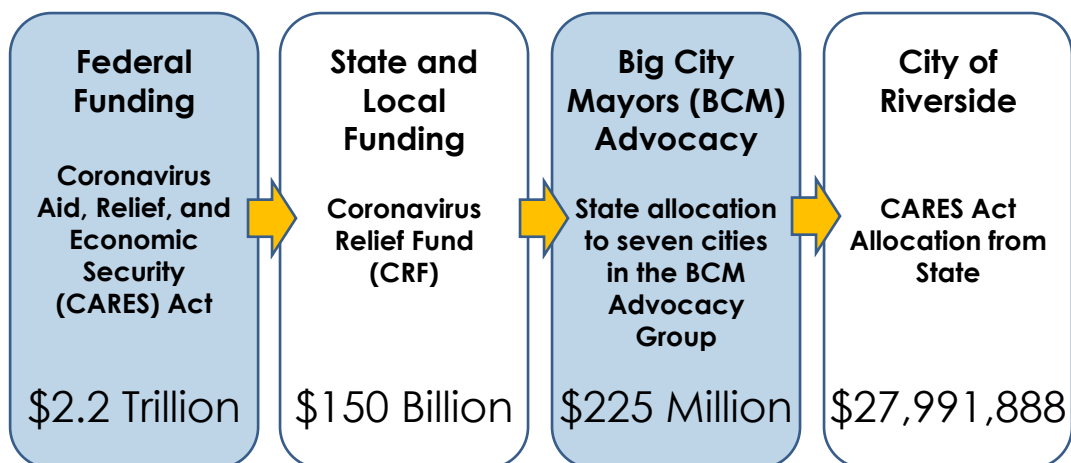
City Manager's Office

City Council
July 13, 2021

RiversideCA.gov

1

LEGISLATIVE HISTORY



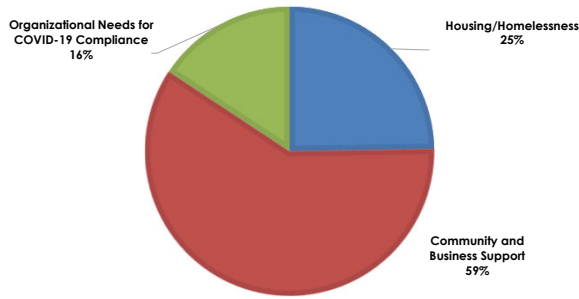
2

RiversideCA.gov

2

APPROVED EXPENDITURE PLAN

COUNCIL APPROVED CARES ACT EXPENDITURE
PLAN
APPROVED AUGUST 4, 2020



Council Approved CARES Act Expenditure Plan		
Approved August 4, 2020		
Housing/Homelessness	\$6,927,770	25%
Community and Business Support	\$16,662,288	59%
Organizational Needs for COVID-19 Compliance	\$4,401,830	16%
Total	\$27,991,888	100%



3

RiversideCA.gov

3

FUND REALLOCATION

- Community needs evolved over the course of the pandemic resulting in a reallocation of resources as permitted in the expenditure and contingency plan.
- Resources were shifted from the Housing/Homelessness category to both the Community and Business Support and Organizational Needs for COVID-19 Compliance category.
- In late December 2020, the Department of Finance authorized any unspent CARES Act funds to be allocated to Public Safety Payroll in lieu of returning monies to the state.



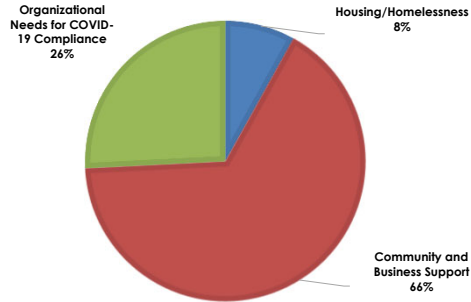
4

RiversideCA.gov

4

REVISED FUND REALLOCATION PLAN

REVISED CARES ACT EXPENDITURE PLAN
DECEMBER 2020



Revised CARES Act Expenditure Plan		
Dec-20		
Housing/Homelessness	\$2,261,467	8%
Community and Business Support	\$18,511,072	66%
Organizational Needs for COVID-19 Compliance	\$7,219,349	26%
Total	\$27,991,888	100%

5

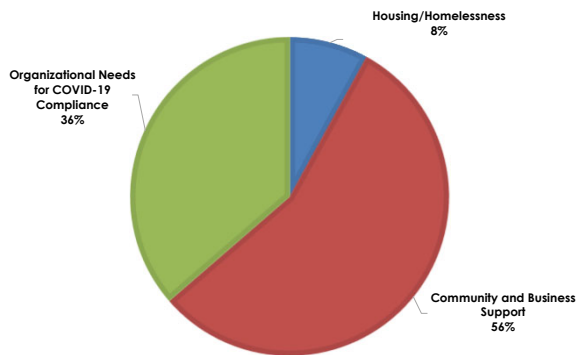


RiversideCA.gov

5

FINAL FUND ALLOCATION

FINAL CARES ACT EXPENDITURES



Final CARES Act Expenditures		
Housing/Homelessness	\$2,251,863	8%
Community and Business Support	\$15,639,218	56%
Organizational Needs for COVID-19 Compliance	\$10,225,545	36%
Total	\$28,116,626	100%

6



RiversideCA.gov

6

COMMUNITY AND BUSINESS SUPPORT

Programs benefiting the Community and Business Support category included a wide range of key areas including small business grants, distance learning, emotional and social support, support to families and children, food resiliency, and non-profit assistance. Community and Business Support highlights include:

Food Resiliency Programs

- **59,640** Food Boxes Distributed
- **30** Pantries
- **17** Community Distribution Sites
- **2,103** Farmers Market Buck Match Transactions
- **600** Senior Meals Delivered

Virtual Park Programs

- **2,500** Program Participants
- **233** Virtual Classes and 5k Running/Walking Activities

200 Small Business Grants

Distance Learning Resources

- **596** iPads
- **2,700** Hot Spots
- **8** New Public Wi-Fi Access Points
- Tutoring for **360** Students
- **4,830** School Supply and Story Time kits

5,524 Curbside Activity Boxes

Socially Distant Family Events With 1,769 Participants

- Drive thru Holiday Events
- Zoom visits with Santa



7

RiversideCA.gov

7

COMMUNITY AND BUSINESS SUPPORT CONTINUED

Childcare Subsidy for **48** Families of Essential Workers

21 Computers Delivered to Senior Housing Complexes to Provide Social and Emotional Support.

150 Local Nonprofit Grant Subsidies

Diaper Distribution for **480** Families

114 Micro-Grants for Childcare and Social Service Facilities

290 Families Received Baby Formula



8

RiversideCA.gov

8

CARES Online Survey

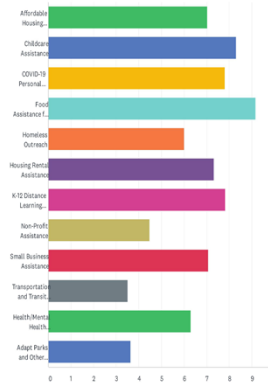
- Ranking of potential areas of need for the community

- Food Assistance
- Childcare Assistance
- K-12 Distance Learning
- Rental Assistance
- Small Business Assistance
- Affordable Housing
- Health/Mental Health

At the conclusion of CARES funded programs, the abovementioned areas continued to express need

CITY OF RIVERSIDE | CARES ACT INPUT

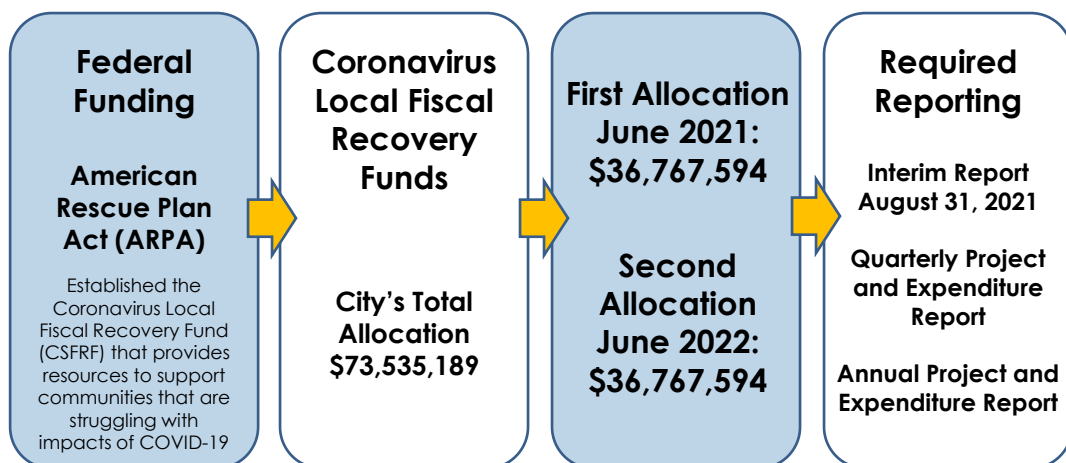
Q7 Please rank the following potential areas of need for the community in order of importance to you, with 1 being most important. Each potential area of need must be ranked against each other. (Please select one ranking for each potential area of need.)



RiversideCA.gov

9

AMERICAN RESCUE PLAN ACT



RiversideCA.gov

10

FISCAL RECOVERY FUNDS

- Support public health expenditures
- Address negative economic impacts caused by the public health emergency
- Provision of services impacted by revenue shortfalls
- Serving the hardest-hit communities and families
- Provide premium pay for essential workers
- Invest in water, sewer, and broadband infrastructure



11

RiversideCA.gov

11

FISCAL RECOVERY FUNDS

- Persisting needs include:
 - Food insecurity
 - Support to business and non-profits
 - Childcare Support
 - Mitigation and Prevention
 - Educational disparities
 - Mental health support
- Expenditure Categories:
 - Public health
 - Negative Economic Impacts
 - Services to Disproportionately Impacted Communities
 - Premium Pay
 - Infrastructure
 - Provision of Services
 - Administrative

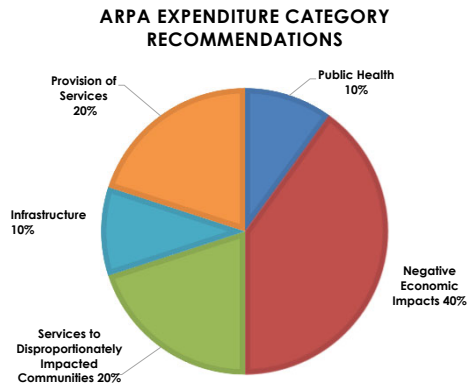


12

RiversideCA.gov

12

ARPA EXPENDITURE CATEGORY RECOMMENDATIONS



Category Recommendations		
Public Health	\$3,676,759	10%
Negative Economic Impacts	\$14,707,038	40%
Services to Disproportionately Impacted Communities	\$7,353,519	20%
Premium Pay	\$0	0
Infrastructure	\$3,676,759	10%
Provision of Services	\$7,353,519	20%
Administrative	\$0	0
TOTAL	\$36,767,594	100%



13

RiversideCA.gov

13

RECOMMENDATIONS

That the City Council:

1. Receive a final report on the implementation of the approved Expenditure Plan for Coronavirus Aid, Relief, and Economic Security (CARES) Act funding;
2. Review and provide input on the proposed expenditure categories for the development of the Expenditure Plan for the American Rescue Plan Act funding; and
3. With at least five affirmative votes, and upon receipt of the award, authorize the Chief Financial Officer, or his designee, to record an increase in revenue and appropriate expenditures in an equal amount of \$36,747,594, to accounts to be established by the Finance Department.



14

RiversideCA.gov

14