



# Financial Report Review

## Finance Division

Customer Relations/Finance Committee  
July 19, 2021

RiversidePublicUtilities.com



1

1

## OVERVIEW

RPU Admin/Finance prepares

- A. Unaudited Monthly Financial Results
- B. Unaudited Quarterly Financial Results
- C. Audited Annual Report

RiversidePublicUtilities.com



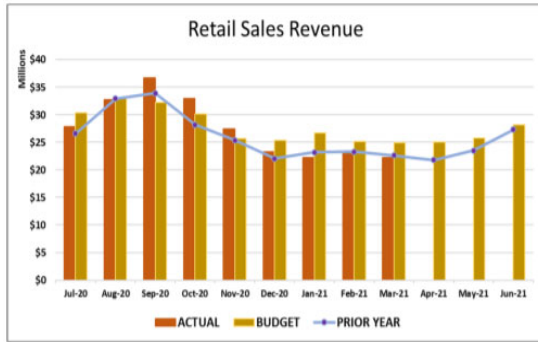
2

2

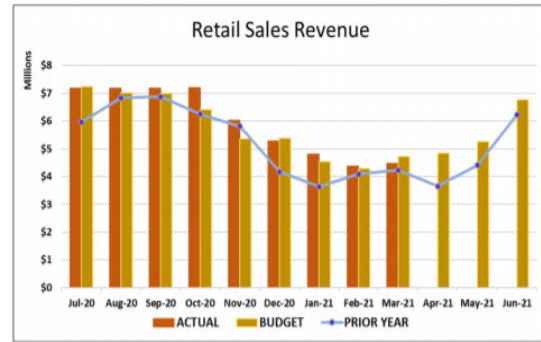
# RETAIL SALES REVENUES

Unaudited March 31, 2021

## Electric



## Water



RiversidePublicUtilities.com



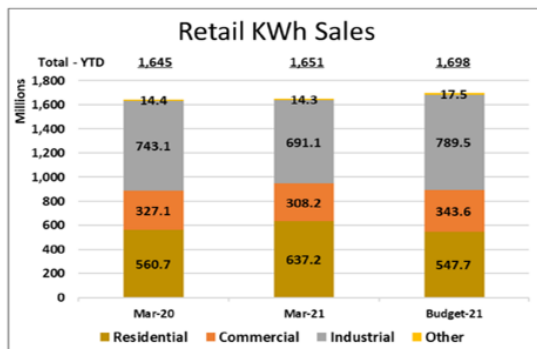
3

3

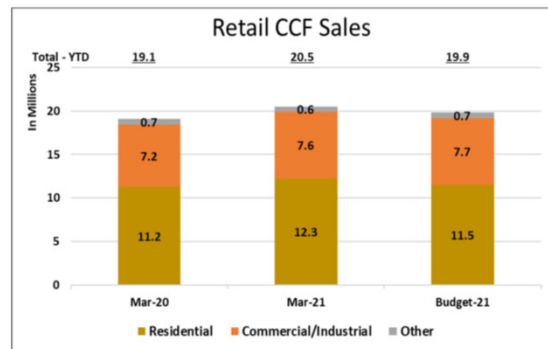
# RETAIL SALES

Unaudited March 31, 2021

## Electric



## Water



RiversidePublicUtilities.com



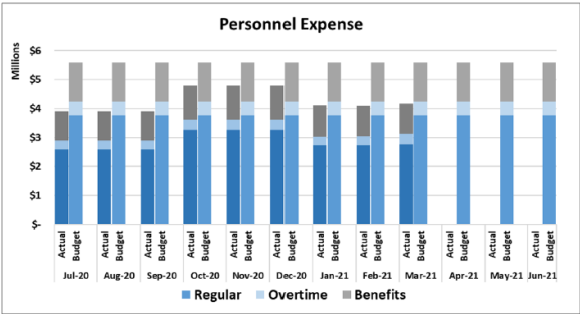
4

4

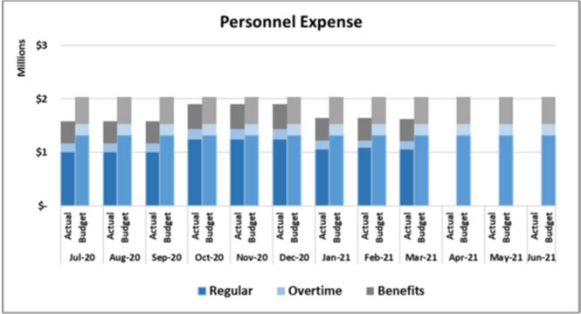
# PERSONNEL EXPENDITURES

Unaudited March 31, 2021

## Electric



## Water



RiversidePublicUtilities.com



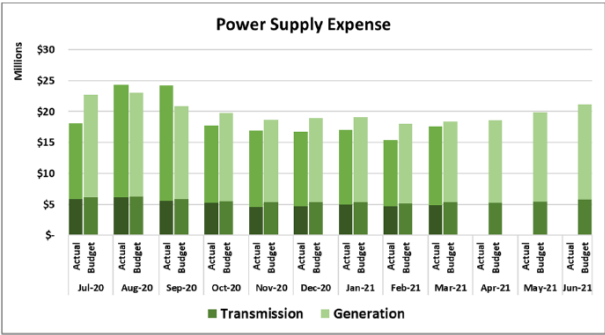
5

5

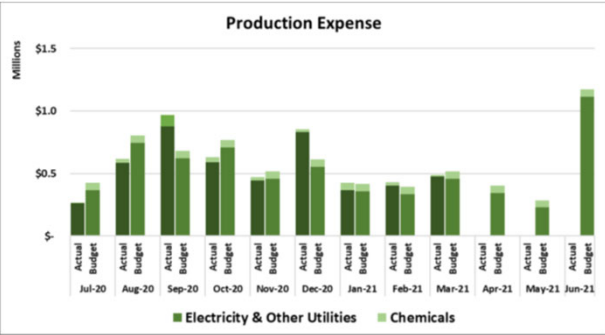
# POWER SUPPLY & PRODUCTION EXPENDITURES

Unaudited March 31, 2021

## Electric



## Water



RiversidePublicUtilities.com



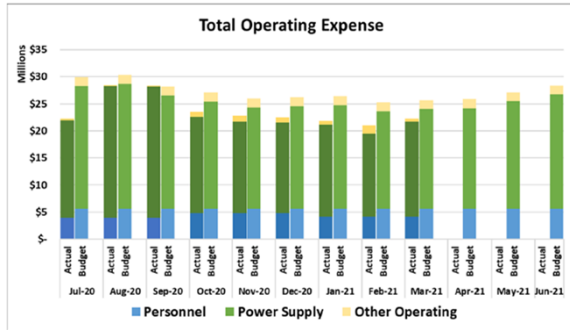
6

6

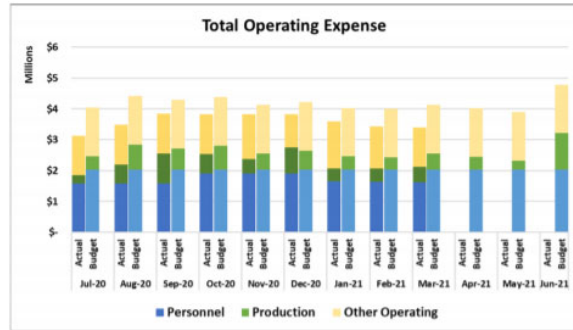
# TOTAL OPERATING EXPENDITURES

Unaudited March 31, 2021

## Electric



## Water



RiversidePublicUtilities.com



7

7

# CAPITAL IMPROVEMENT PROGRAM

Unaudited March 31, 2021

## Electric

CAPITAL/EQUIPMENT FUNDING (In Millions)	Mar-21	Mar-20
Capital Contributions	\$ 2.3	\$ 3.4
Bond Proceeds	17.7	14.1
Rates/Reserves	8.6	8.8
<b>TOTAL</b>	<b>\$ 28.6</b>	<b>\$ 26.3</b>

## Water

CAPITAL/EQUIPMENT FUNDING (In Millions)	Mar-21	Mar-20
Capital Contributions	\$ 2.1	\$ 2.0
Bond Proceeds	3.8	6.8
Rates/Reserves	2.6	3.8
<b>TOTAL</b>	<b>\$ 8.5</b>	<b>\$ 12.6</b>

RiversidePublicUtilities.com

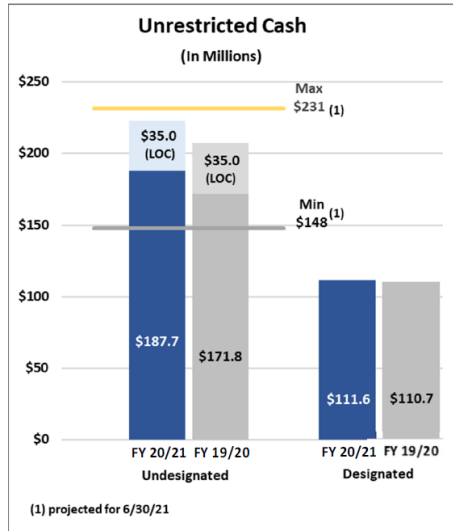


8

8

## CASH RESERVES - ELECTRIC

Unaudited March 31, 2021



COMPONENTS OF CASH (In Millions)	3/31/2021	3/31/2020
<b>Unrestricted Undesignated</b>	\$ 187.7	\$ 171.8
<b>Designated</b>		
Electric Reliability	\$ 82.4	\$ 84.4
Additional Decommissioning Liability	13.4	11.3
Customer Deposits	4.8	4.6
Capital Repair/Replacement	5.6	6.0
Mission Square Improvement	1.8	1.5
Dark Fiber	3.6	2.9
<b>Total Designated</b>	\$ 111.6	\$ 110.7
<b>Legally Restricted *</b>	\$ 142.3	\$ 170.4
<b>Available Line of Credit (LOC)</b>	\$ 35.0	\$ 35.0

\* Includes \$15.0M of Bond Construction Cash at 3/31/2021.



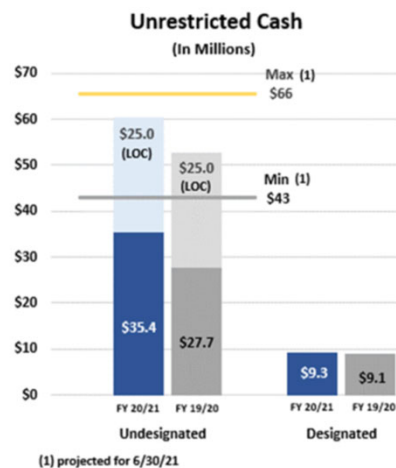
9

RiversidePublicUtilities.com

9

## CASH RESERVES - WATER

Unaudited March 31, 2021



COMPONENTS OF CASH (In Millions)	3/31/2021	3/31/2020
<b>Unrestricted Undesignated</b>	\$ 35.4	\$ 27.7
<b>Designated</b>		
Property	\$ 5.2	\$ 5.1
Recycled Water	1.1	1.1
Customer Deposits	0.7	0.6
Capital Repair/Replacement	2.3	2.3
<b>Total Designated</b>	\$ 9.3	\$ 9.1
<b>Legally Restricted *</b>	\$ 35.9	\$ 48.8
<b>Available Line of Credit (LOC)</b>	\$ 25.0	\$ 25.0

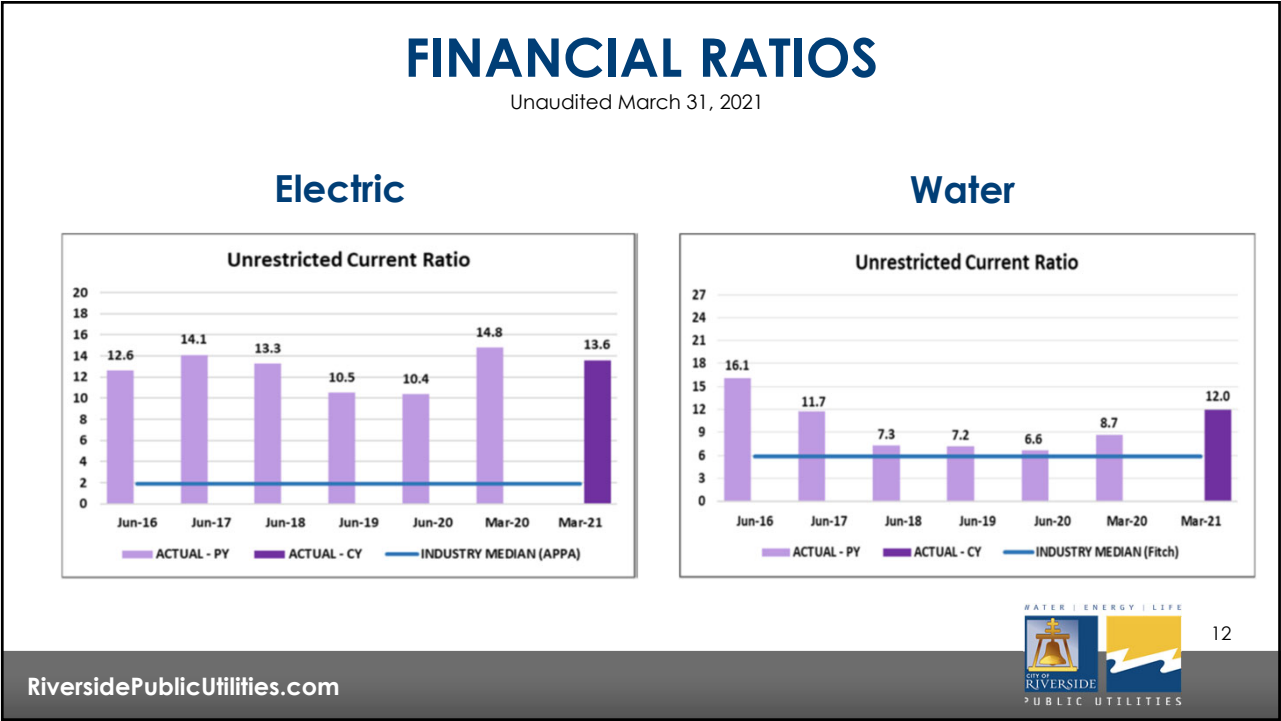
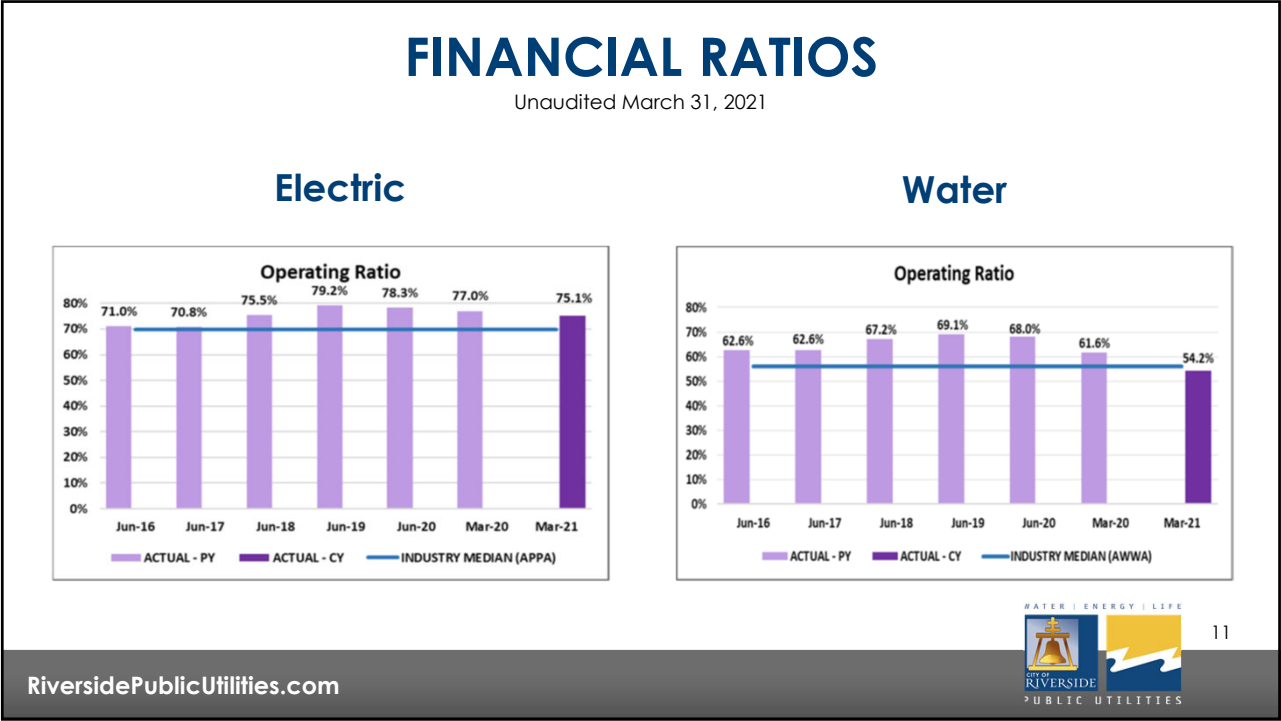
\* Includes \$24.8M of Bond Construction Cash at 3/31/2021.

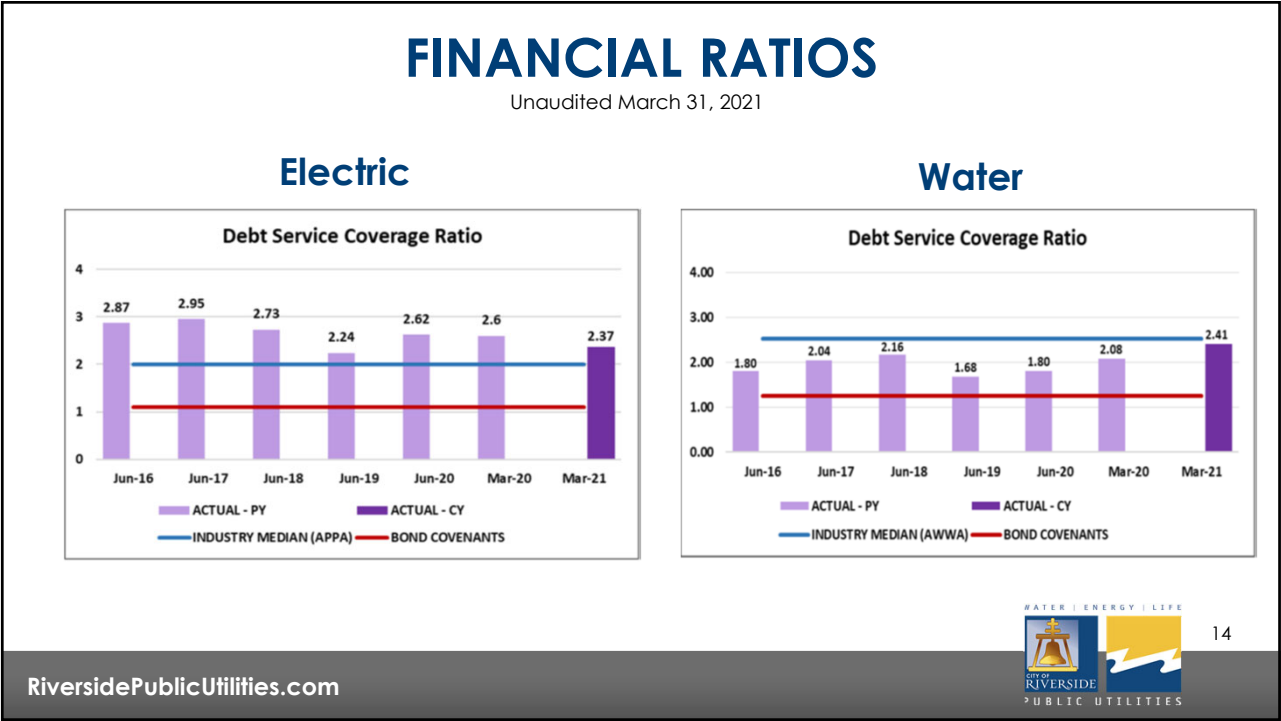
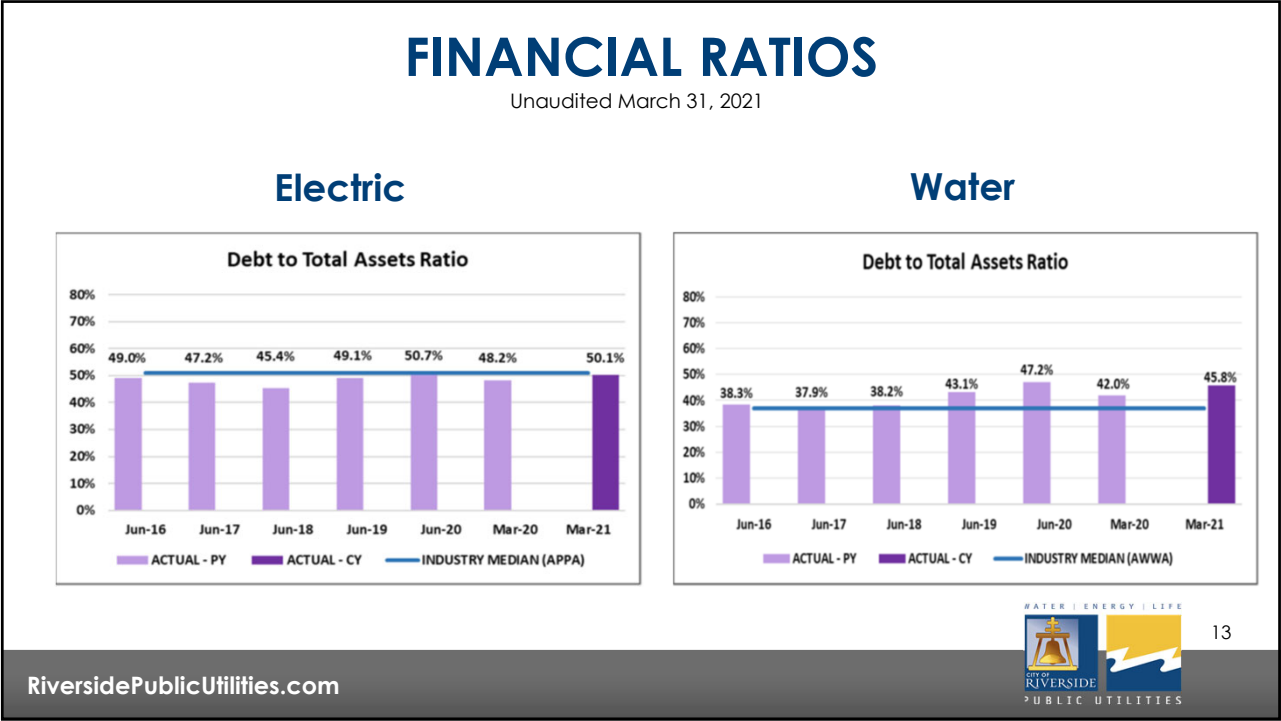


10

RiversidePublicUtilities.com

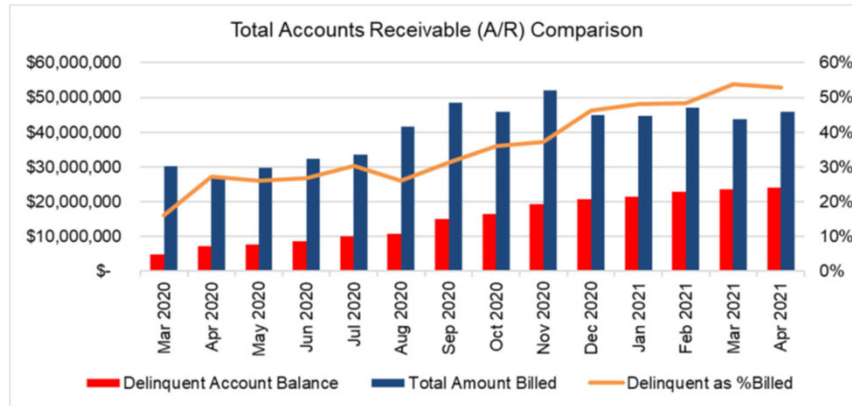
10





# ACCOUNTS RECEIVABLE

As of April 27, 2021



RiversidePublicUtilities.com

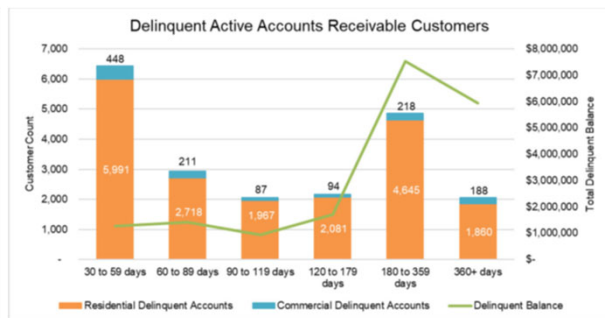
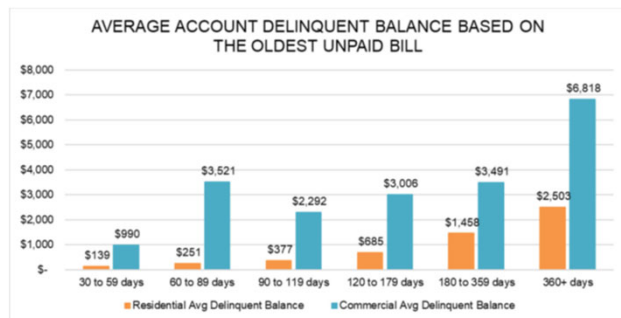


15

15

# DELINQUENCIES

As of April 27, 2021



RiversidePublicUtilities.com



16

16



## RECOMMENDATIONS

That the Customer Relations/Finance Committee Receive an update on the Riverside Public Utilities Monthly Financial Results Report and provide feedback to staff.