

2025 URBAN WATER MANAGEMENT PLAN

Riverside Public Utilities – Water Resources

Board of Public Utilities
June 8, 2026

RiversideCA.gov

1

BACKGROUND

1. An Urban Water Management Plan (UWMP) is required of every urban water supplier as defined in the California Water Code Section 10610 et seq. and is updated every five years for calendar years ending in “0” or “5”.
2. On October 27, 2025, the Board of Public Utilities (Board) approved a professional service agreement for the preparation of the 2025 Riverside Public Utilities Urban Water Management Plan (UWMP) with Civiltec Engineering, Inc.
3. The 2025 UWMP update must be adopted and submitted to the California Department of Water Resources (DWR) by the July 1, 2026.



2

RiversideCA.gov

2

BACKGROUND

Urban Water Management Plans are:

1. Required by the State
2. Completed every 5 years
3. Pre-requisite for certain loans and grants
4. Foundational documents for new planning and development
5. Support long-term and drought planning
6. 25-year horizon



3

RiversideCA.gov

3

DISCUSSION

1. The final guidance document for the 2025 UWMP was published in January 2026.
2. RPU has prepared the UWMP in accordance with the UWMP Act, sections 10610 through 10656 of the California Water Code.
3. RPU coordinated with its wholesale water supplier, Western Municipal Water District (WMWD), in the preparation of the demand and supply estimates presented in the report.
4. In addition to WMWD, RPU requested input, data, and comments from 26 neighboring agencies and stakeholders.




4

RiversideCA.gov

4

UWMP CONTENTS

1. UWMP Introduction and overview
2. Plan Preparation
3. Service Area Description
4. Water use Characterizations
5. SB X7-7 Baselines, Targets, and 2025 Reporting
6. Normal-Year Water Supply Characterization
7. Water Service Reliability/ Drought Risk Assessment
8. Water Shortage Contingency Plan
9. Demand Management Measures
10. Plan Adoption/Submittal/Implementation



RiversideCA.gov

5

Updated Guidance for 2025 UWMP

Updates have included the following:

1. Minor changes to the California Water Code
2. Criteria for suppliers with multiple public water systems
3. DWR submittal tables
4. Compliance with 2028 Water Loss Standard for Water loss reporting
5. Direct potable reuse (highly treated recycled wastewater for drinking water use)
6. Optional lower-income housing forecasting methodology
7. Reporting groundwater recharge and other water storage



6

RiversideCA.gov

6

ACTUAL CUSTOMER WATER USE

History of Total ACTUAL DEMANDS	2021	2022	2023	2024	2025
Potable	68,198	68,724	57,832	61,990	63,169
Raw Water and Recycled Water Demand	13,922	13,165	9,164	9,768	11,765
Total Water Use:	82,120	81,889	66,996	71,758	74,934



7

7

POPULATION PROJECTION

Service Area Population Current and Projected Population

Population served	2025	2030	2035	2040	2045	2050
RPU service area	302,398	305,045	307,714	310,407	313,124	315,865

The population was determined using the California Department of Finance data and projected growth



8

8

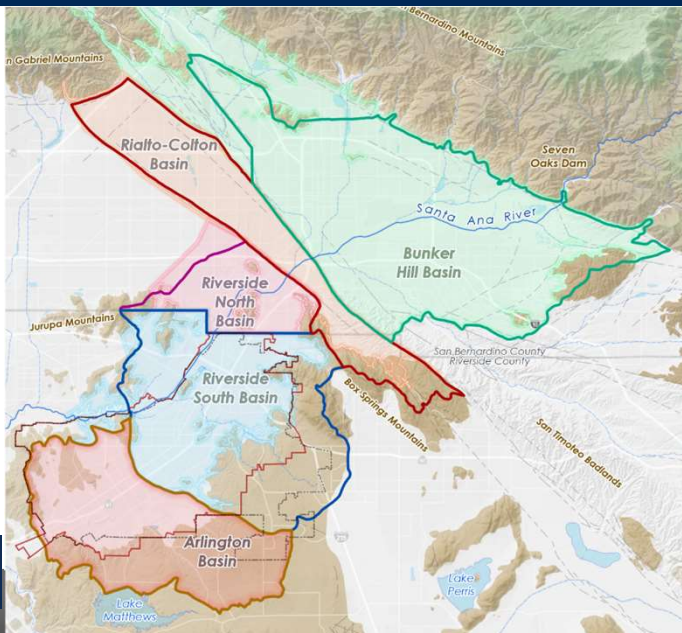
PROJECTED WATER DEMAND

	2025	2030	2035	2040	2045	2050
Potable Water (AF)	63,169	71,860	72,436	73,200	73,603	74,195
Raw water and Recycled Water Demand (AF)	11,765	19,800	23,370	23,370	23,370	23,370
Total Water Use: (AF)	74,934	91,660	95,806	96,570	96,973	97,565

1. Over the next 25-years
2. Annual water demand is estimated to increase: ~ 900 acre-ft/yr, or ~1%
3. Total water demand is estimated to increase: 22,600 acre-ft, or ~ 30%



CURRENT WATER SUPPLIES



Extraction/Export Rights

Bunker Hill

- 55,263 AFY Export

Colton

- 2,728 AFY Export

Riverside North

- 10,902 AFY Export

Riverside South

- 16,880 AFY Extraction

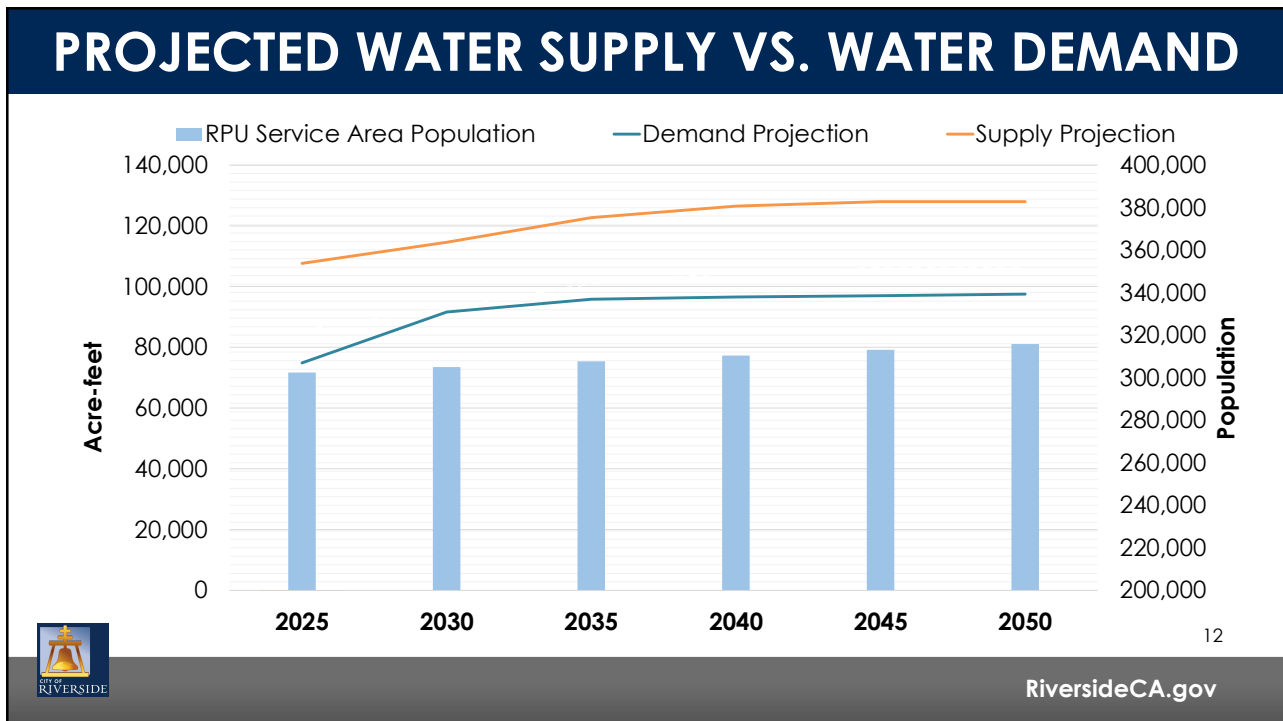
85,773 AFY Total



PROJECTED WATER SUPPLIES

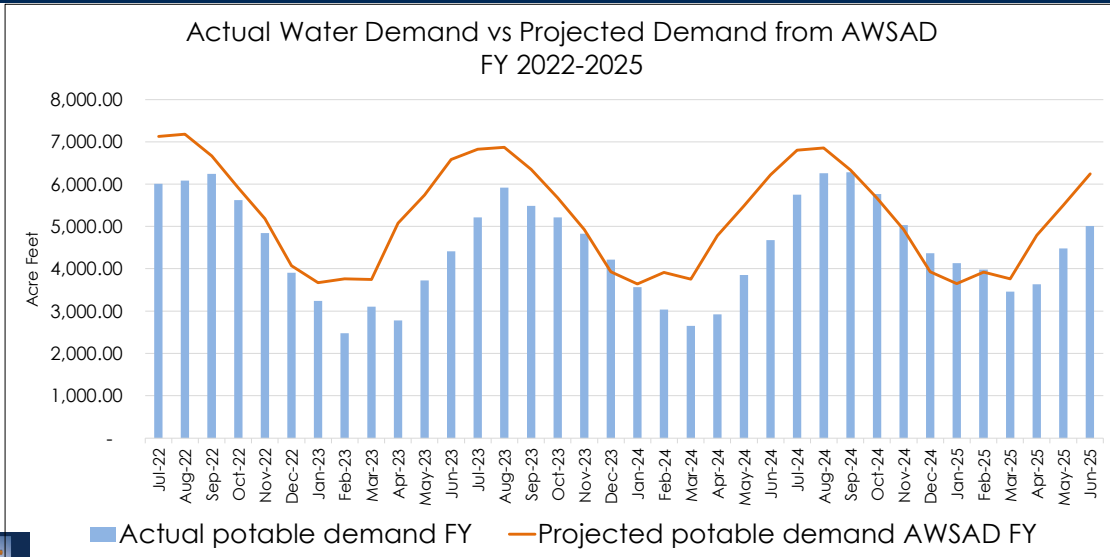
Water Supply	Additional Detail	2030 (AFY)	2035 (AFY)	2040 (AFY)	2045 (AFY)	2050 (AFY)
Groundwater	Bunker Hill	55,263	55,263	55,263	55,263	55,263
Groundwater	Riverside North	10,902	10,902	10,902	10,902	10,902
Groundwater	Riverside South	16,880	16,880	16,880	16,880	16,880
Groundwater	Rialto-Colton	2,728	2,728	2,728	2,728	2,728
Groundwater	Banking BH Conjunctive Use	0	2,000	2,000	2,000	2,000
Groundwater	Seven Oaks Enhanced Phase II	1,000	1,000	1,000	1,000	1,000
Groundwater	PERC	400	500	1,500	1,500	1,500
Groundwater	Stormwater Projects	0	2,000	4,800	6,300	6,300
Purchased or Imported Water	From WMWD	21,700	21,700	21,700	21,700	21,700
Recycled Water	From RWQCP	5,700	9,750	9,750	9,750	9,750
Total		114,573	122,723	126,523	128,023	128,023

11



12

AWSAD PROJECTED WATER SUPPLY VS. WATER DEMAND



WATER SUPPLY RELIABILITY

Normal Year projected Supply and Demand Comparison

	2025	2030	2035	2040	2045	2050
Supply Totals (AF)	107,673	114,573	122,723	126,523	128,023	128,023
Demand Totals (AF)	74,934	91,660	95,806	96,570	96,973	97,565
Difference: (AF)	32,739	22,913	26,917	29,953	31,050	30,458



2025 UWMP CONCLUSIONS

1. RPU's identified supplies exceed the expected demands through 2050 provided that it:
 - a. Continues conservation efforts
 - b. Implements long-range planning, and
 - c. Develops new water supply projects
2. RPU continues to meet customer demands in a cost-effective and environmentally responsible manner
3. RPU effectively manages water resources by proactive planning and participating in regional supply efforts



15

RiversideCA.gov

15

RECOMMENDATIONS

Recommend that the Board of Public Utilities:

1. Conduct a Public Hearing for review of the 2025 Urban Water Management Plan; and
2. Recommend that the City Council adopt a resolution adopting the 2025 Urban Water Management Plan prepared by the City of Riverside's Public Utilities Department.



16

RiversideCA.gov

16