

COMMERCIAL SOLID WASTE SERVICES PROPOSED 3-YEAR RATE PLAN

Public Works Department

Finance Committee

March 12, 2025

RiversideCA.gov

1

THE RATES PROCESS

**Chamber of
Commerce
Engagement**
February 2025

**City Council sets
hearing and Prop
218 notices go
out**
April 8, 2025

**Finance
Committee**
Mar. 12, 2025

**City Council
Public Hearing
and Rate
Consideration**
June 10, 2025



2

RiversideCA.gov

2

NEW THREE-YEAR COMMERCIAL RATE PLAN

Proposed Year 1 Increase of CPI + 1%



+\$5.64 per month for weekly 3-yard trash container service



+\$5.56 per month for weekly 2-yard recycle container service



+\$7.28 per month for weekly 2-yard green waste container service



+\$14.90 per month for weekly 2-yard mixed organics container service (green waste + food waste)



Adding new rate for food waste only container service



3

RiversideCA.gov

3

RISING COSTS



CHINA'S
RECYCLING
BAN



COUNTY
LANDFILL FEES



ORGANIC /
FOOD WASTE
REGS



GREENWASTE
PROCESSING
LEGISLATION



TRUCKS &
BINS



4


RiversideCA.gov

4

THE WHY

CALIFORNIA SENATE BILL 1383 MANDATES


- **Senate Bill 1383 - California is the only State to require:**
 - a) Organics recycling for all waste
 - b) Edible food recovery programs
 - c) Food waste diversion programs



Resulted in increased operating costs due to:

- a) CalRecycle reporting requirements
- b) Route audits / Environmental Compliance inspections
- c) Outreach & education
- d) Composting
- e) Implementation of edible food recovery and food waste diversion programs

“These new SB 1383 Regulations are the most far-reaching solid waste management changes in decades and CalRecycle has estimated implementation will cost \$20 to \$40 billion over the next decade.”
 – League of Cal Cities



5

THE WHY

CHINA NATIONAL SWORD POLICY



- **China no longer accepts recycled goods**
- Recycling is mandatory in California

WASTEWATER SUSTAINABILITY PROJECT

- **New tip fees for Agua Mansa to deliver food slurry/cake and feedstock materials to Riverside WCQP**
 - Target implementation - 2025
 - Financial impacts unknown




RiversideCA.gov

6

COMMERCIAL CUSTOMER SERVICE REQUIREMENTS

- All commercial customers must have trash and recycling containers
- Certain commercial customers may qualify for waivers for green waste and food scraps containers if
 - Green waste recycling is **provided by a landscaper** or other 3rd party
 - Limited amount of green waste and food scraps (organics) generated
 - Disposal of **2 or more cubic yards of trash** per week and **less than 20 gallons of organics waste per week**; or
 - Disposal of **less than 2 cubic yards of trash** per week and **less than 10 gallons of organics waste per week**
 - **Space constraint** that cannot be resolved by downsizing containers or other solutions



7

RiversideCA.gov

7

COMMERCIAL MONTHLY TRASH RATE HISTORY

Fiscal Year	Trash Rate	Rate Adjustment
2015/16	\$104.25	CPI
2016/17	\$108.45	CPI
2017/18	\$108.45	CPI
2018/19	\$113.95	CPI
2019/20	\$118.20	CPI
2020/21	\$123.65	CPI
2021/22*	\$128.35	CPI+2%
2022/23*	\$140.12	CPI+1%
2023/24	\$151.04	CPI
2024/25	\$154.59	CPI

*FY21/22 – CPI + 2% extraordinary adjustment


*FY22/23 – CPI + 1% extraordinary adjustment

Helped contract haulers keep pace with changes in the recycling market, higher operating costs driven by rising labor costs and California regulations

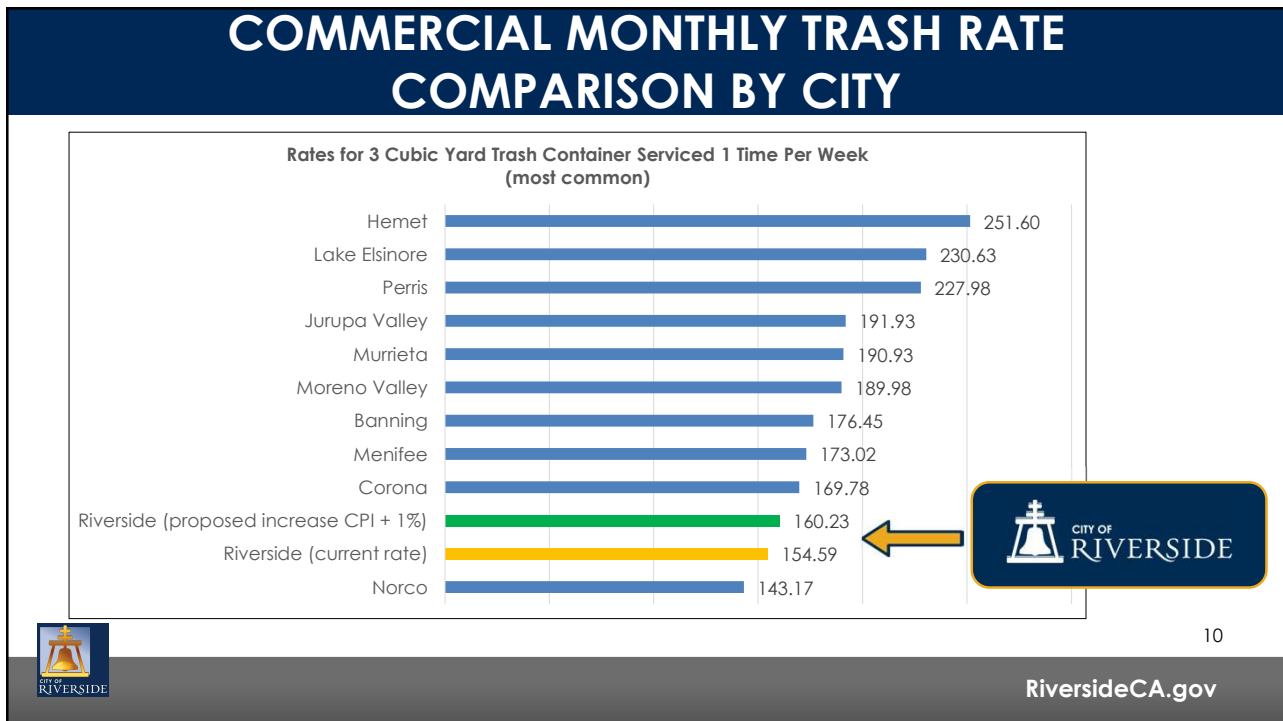
8

PROPOSED 3-YEAR RATE INCREASES

Service	Common Container Sizes	Current Monthly Rate for 1/week Svc	Year 1 Proposed New Monthly Rate for 1/wk Svc (CPI of 2.94%+ 1%)	Amount of Increase	Year 2 Rate	Year 3 Rate
Trash	3 cubic yards	\$154.59	\$160.23	\$5.64	CPI + 1%	CPI
Recycling	2 cubic yards	\$136.35	\$141.91	\$5.56	CPI + 1%	CPI
	4 cubic yards	\$170.32	\$177.43	\$7.11	CPI + 1%	CPI
Green Waste	2 cubic yards	\$197.47	\$204.75	\$7.28	CPI + 1%	CPI
Food Waste <i>new rate</i>	95 gallons	N/A	\$137.98	N/A	CPI + 1%	CPI
	2 cubic yards	N/A	\$355.98	N/A	CPI + 1%	CPI
Mixed Organics (food waste + green waste)	2 cubic yards	\$343.81	\$358.71	\$14.90	CPI + 1%	CPI


9
RiversideCA.gov

9



10

FISCAL IMPACT

There is no immediate impact to receiving this report. However, the recommendations that accompany this report could result in additional fiscal impact depending on the outcome of the recommended actions.

The proposed commercial solid waste rate plan is projected to generate an additional \$160,000 in City administrative fee revenue for the Solid Waste (Refuse) Fund in FY2025/26. The proposed commercial rates would increase the City administrative fee by the corresponding amount each year.

Franchise fee payments to the City's General Fund for commercial solid waste services are projected to increase by \$134,000 in FY2025/26. The proposed commercial rates would increase franchise fees by the corresponding amount each year.



STRATEGIC PLAN ALIGNMENT



Strategic Priority 4 – Environmental Stewardship



Strategic Priority 5 – High Performing Government

Cross-Cutting Threads



Community Trust



Fiscal Responsibility



Sustainability & Resiliency



Equity



Innovation



RECOMMENDATIONS

That the Finance Committee:

1. Receive a report on and provide input on proposed changes to commercial solid waste rates through June 30, 2028; and
2. Recommend that the City Council sets a public hearing for proposed commercial solid waste rates.

