

Riverside Police Department

City Council Meeting
June 16, 2026

RiversideCA.gov

1

MISSION AND VISION

MISSION

The Riverside Police Department is dedicated to improving the quality of life by creating a safe environment in partnership with the people we serve. We act with humility and grit to reduce fear and crime, while treating all with respect, compassion, and fairness.

VISION

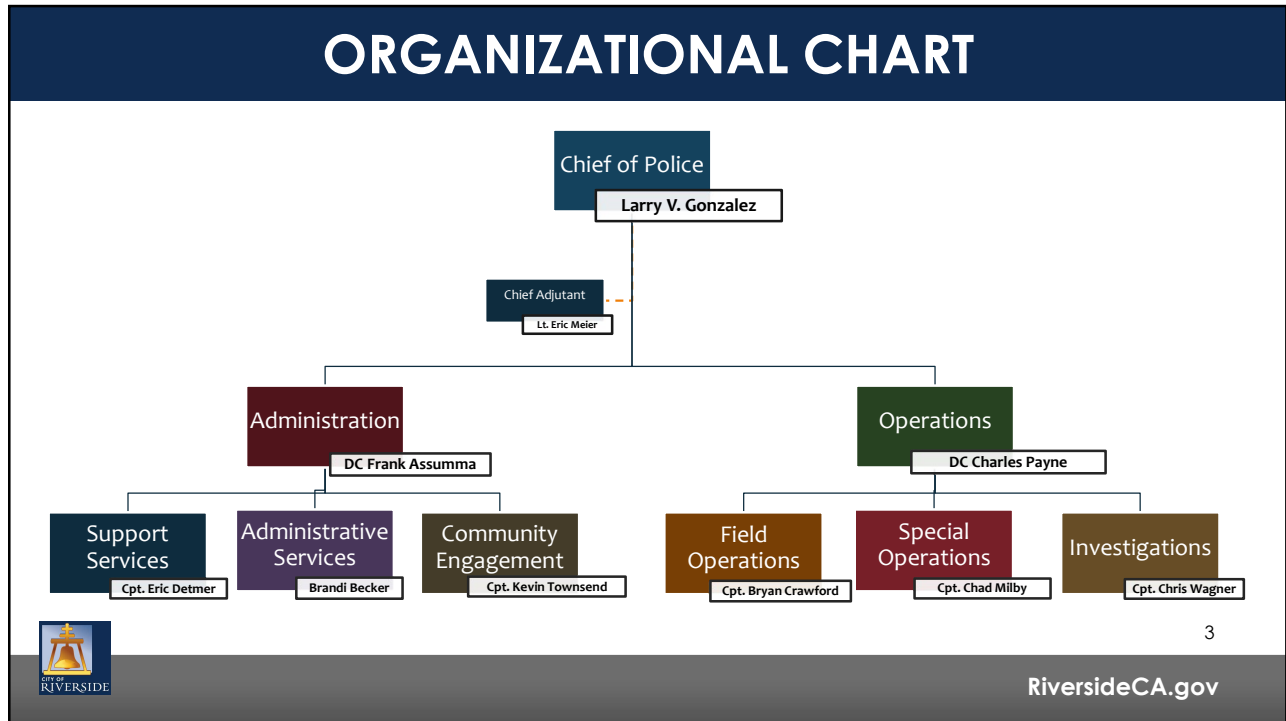
We will engage our community through exemplary service and unequalled professionalism, while employing a work force that reflects the diversity of our city. We will commit to implementing the latest technology available and best practices to meet the demands of 21st Century modern policing. We will invest in the success of our employees of the Riverside Police Department by providing excellent training opportunities, advancement, and personal growth.



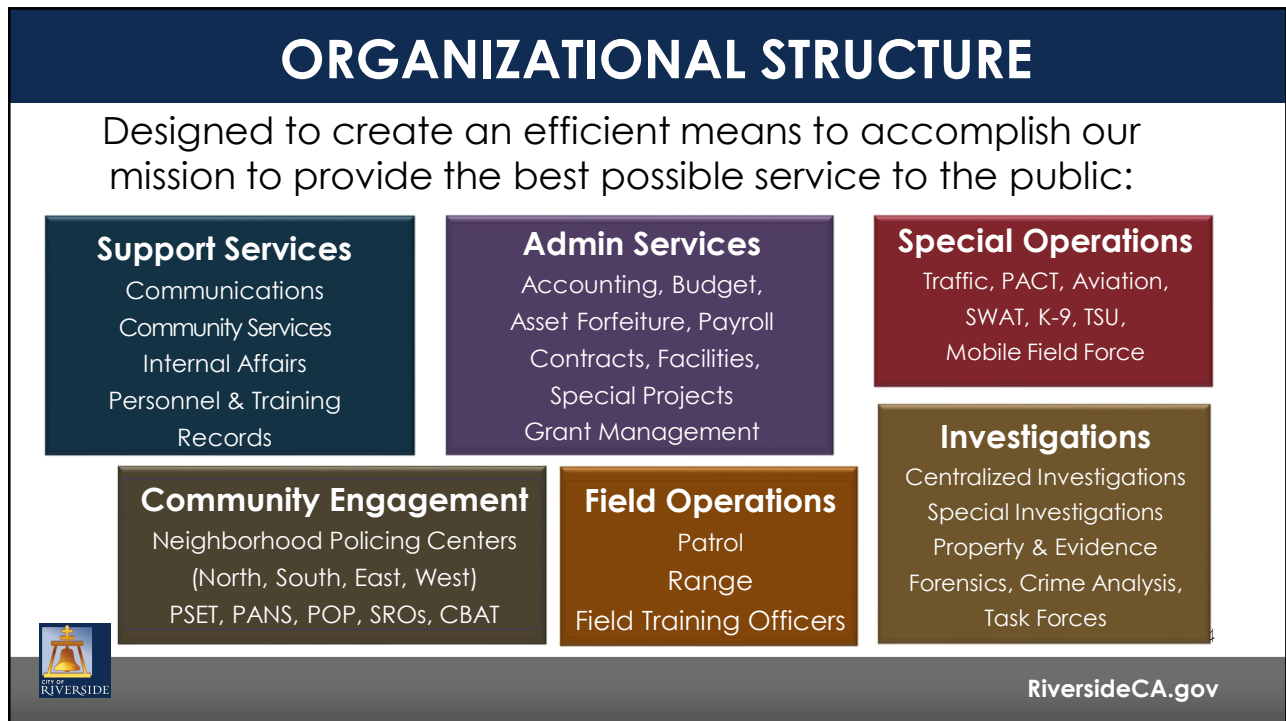
2

RiversideCA.gov

2



3



4

FY 25/26 BUDGET



\$161.8 MILLION

- General Fund: \$132.4M
- Measure Z: \$29.4M



5

RiversideCA.gov

5

CURRENT STAFFING

Staffing: 573.50 (Includes Measure Z Funded)

As of 5/2026

- | | |
|---|---|
| <ul style="list-style-type: none"> • 396 Sworn Positions Filled
(Includes Trainees) – 36 Sworn Officer Vacancies | <ul style="list-style-type: none"> • 178 Civilian Positions Filled
(Includes Trainees) – 23 Civilian Vacancies |
|---|---|



6

RiversideCA.gov

6

CURRENT SWORN DEMOGRAPHICS

Race/Ethnicity	Total Sworn	% of Sworn	City Profile
Hispanic or Latino	168	42.4%	54.9%
White	194	48.9%	27.6%
Black/African American	15	3.8%	5.4%
Asian/Other	17	4.3%	8.5%
Native Hawaiian/Pacific Islands	1	0.3%	0.3%
American Indian and Alaska Native	0	0%	0.2%
Other Ethnicities	1	0.3%	3.1%
Total	396		

Gender	Total Sworn	% of Sworn	City Profile
Male	349	88.1%	49.8%
Female	47	11.9%	50.2%



<https://riversideca.gov/mayor/our-work/data-dashboard>

RiversideCA.gov

7

CRIME STATS

Part 1 Offense	2021	2022	2023*	2024*	2025*
Murder	22	19	11	11	13
Rape	167	140	123	172	105
Robbery	350	436	455	385	315
Aggravated Assault	934	1,068	1,236	1,323	1,290
Violent Crime Total	1,473	1,662	1,825	1,891	1,723
Burglary	1,573	1,563	1,818	1,271	900
Theft	6,206	6,997	7,145	6,418	5,207
Theft of Vehicles	1,743	1,758	1,828	1,477	1,058
Property Crime Total	9,522	10,318	10,791	9,166	7,165
Part 1 Crimes Total	10,995	11,980	12,616	11,057	8,888

* Effective January 1st, 2023 the Riverside Police Dept. transitioned from the Uniform Crime Reporting (UCR) system to the National Incident Based Reporting System (NIBRS). This State mandated reporting requirement through the Dept. of Justice (DOJ) dictates the methodology and criteria which Law Enforcement Agencies report crime incidents to State and Federal governing bodies.

The key change in this requirement under NIBRS is the reporting of multiple crimes that may occur at a single incident unlike previous UCR reporting standards that only captured the most significant crime.

8



RiversideCA.gov

8

CALLS FOR SERVICE

IN 2025:

 **261,900**

Service Calls for RPD

 **47,239**

Reports Processed



5,177
Felony Arrests

4,214
Misdemeanor Arrests



9

RiversideCA.gov

9

REAL TIME INFORMATION CENTER

Real-Time Information Center approved by City Council July 16, 2024 (RTIC)

- **Definition:** A centralized hub that collects, analyzes, & disseminates data in real-time
- **Purpose:** Turn raw data into actionable intelligence for field officers during active incidents, emergencies, & investigations
- **Functions:** Monitors surveillance systems, 911 calls, LPRs, & database records to enhance safety & efficiency in the field in real time
- **Key Benefits:** Improves response times, boosts officer safety, & facilitates faster investigation outcomes



10



RiversideCA.gov

10

DRONE AS FIRST RESPONDER

Drone as a First Responder Pilot Program (DFR)

- **Definition:** Public safety program utilizing drones as first "unit" to arrive at emergency scene, providing live aerial intelligence to public safety personnel
- **Purpose:** To enhance situational awareness & provide real-time aerial footage of a scene *before* officers arrive
- **Functions:** Drones deployed from dedicated, pre-positioned stations & operated by remote pilots in command, often in coordination with RTIC
- **Key Benefits:** Reduces risks to staff, provides crucial intel on criminal behavior or hazards, & allows for rapid, efficient response to calls




11

RiversideCA.gov

11

DFR AND RTIC WORKING TOGETHER

DFR and **RTIC** work together and support one another as a force-multiplying technology ecosystem. DFR acts as the "eyes in the sky" by autonomously launching to emergency calls, while the RTIC serves as the ground-based "intelligence center" that streams, analyzes, and relays that real-time information to officers.




12

RiversideCA.gov

12

WHAT DFR AND RTIC ARE NOT

- Not a Replacement for Officers
- Not a Humanless System
- Not Indiscriminate Surveillance
- Not Always Recording
- Not Unregulated
- Not a replacement for helicopters



13



RiversideCA.gov

13

PARTNER OF THE YEAR

City Attorney's Office



14



RiversideCA.gov

14