PARKING REQUIREMENT

ONO HAWAIIAN BBQ (TENANT A)				
REQUIRED:	1/100 SF	2,350	**24**	STALLS
PROVIDED:			**30**	STALLS
REGULAR STALLS				
PROVIDED:	9'-0" x 18'-0"		**20**	STALLS
ACCESSIBLE STALLS (CBC 11B-208.2)				
REQUIRED:	26 - 50 STALLS		2	STALLS
PROVIDED:			**2**	STALLS
	(1) VAN - 12'-0" x 18'-0"			
	(1) - 9'-0" x 18'-0"			
EV CAPABLE SPACES (TABLE 5.106.5.3.1)				
REQUIRED:	26-50 STALLS		8	STALLS
PROVIDED:			**8**	STALLS
A. EV CAPABLE SPACES WITH EVSE (TABLE 5.106.5.3.1)				
REQUIRED:	26-50 STALLS		2	STALLS
PROVIDED:			3	STALLS
	(1) VAN - 9'-0" x 18'-0"			
	(1) - 9'-0" x 18'-0"			
B. EV CAPABLE SPACES (ACCESSIBLE SPACES) (CBC TABLE 11B-228.3.2.1)				
REQUIRED:	5-25 STALLS		1	VAN ACC.
			1	STD. ACC.
PROVIDED:			1	VAN ACC.
			1	STD. ACC.
BIKE RACKS (CBC 11B-5.106.4.1)				
REQUIRED:	SHORT TERM (5%)		2	STALLS
	LONG TERM		N/A	RACKS
PROVIDED:	SHORT TERM		**4**	STALLS
	LONG TERM		**N/A**	STALLS

DRIVE-THRU ELEMENTS

ITEM	REMARKS	POWER	DATA	PURCHASED BY	INSTALLED BY	EQUIPMENT
300	UNDER SEPARATE PERMIT	YES	NO	SC	SC	DT DIRECTIONAL SIGN
301	UNDER SEPARATE PERMIT	YES	NO	SC	SC	BRAND SIGNAGE
302	UNDER SEPARATE PERMIT	YES	NO	SC	SC	ENTRANCE CLEARANCE BAR
303	UNDER SEPARATE PERMIT	YES	YES	SC	SC	PREVIEW MENU BOARD
303.1	UNDER SEPARATE PERMIT	YES	YES	SC	SC	MENUBOARD
304	UNDER SEPARATE PERMIT	YES	NO	SC	GC	SPEAKER BOX
305		YES	YES	O	GC	SENSOR LOOP
306	UNDER SEPARATE PERMIT	YES	NO	SC	SC	DO NOT ENTER/MAHALO SIGN

LEGEND: SC = SIGN CONTRACTOR GC = GENERAL CONTRACTOR O= OWNER

NOTE: GC TO INSTALL FOOTING AND REQUIRED CONDUIT OF POWER FOR SITE ELEMENTS. SIGNAGE CONTRACTOR SHOULD COORDINATE TO GENERAL CONTRACTOR PRIOR INSTALLATION OF ALL EXTERIOR SIGNAGE.

LAND USE/ZONING

APN: 138-470-030
ZONING (E): CG (COMMERCIAL GENERAL)
LAND USE (E): MU-U

SETBACKS:
FRONT: 10 FT
SIDE: 0 FT
REAR: 0 FT

LANDSCAPE: 15 FT

SITE PLAN LEGEND

- LIMITS OF CONSTRUCTION
- PARCEL / LEASE LINE
- BUILDING SETBACK
- LANDSCAPE SETBACK LINE
- ACCESSIBLE PATH OF TRAVEL

REFER TO CIVIL & LANDSCAPE PLANS FOR SITE WORKS

SITE PLAN KEY NOTES

1. TRASH ENCLOSURE
2. ACCESSIBLE PATH OF TRAVEL FROM PUBLIC. 5% MAX RUNNING SLOPE, 2% MAX. CROSS SLOPE.
3. ACCESSIBLE PATH OF TRAVEL FROM ACCESSIBLE PARKING. 5% MAX RUNNING SLOPE, 2% MAX. CROSS SLOPE.
4. INTERNATIONAL SYMBOL OF ACCESSIBILITY SEE DETAIL 7/G-107
5. EXISTING LANDSCAPE/TREES TO REMAIN. NOT A PART
6. EXISTING ASPHALT PAVEMENT. NOT A PART
7. ASPHALT PAVEMENT. SEE CIVIL PLANS
8. PROVIDE KNOX RAPID ENTRY SYSTEM LOCK BOX @ 6'-0" A.F.F AND WITHIN 5 FEET OF THE DOOR. PER CFC SECTION 506 (INSTALL PER MANUFACTURER'S REQUIREMENTS) SEE DETAIL 12/A-420.
9. EXISTING SITE/PARKING LAMP POST. NOT A PART
10. EXISTING TRANSFORMER. NOT A PART
11. EXISTING CURB TO REMAIN. NOT A PART
12. GAS METER/REGULATOR.
13. DRIVE-THRU PRE-MENU BOARD – UNDER SEPARATE PERMIT
14. DRIVE-THRU CLEARANCE BAR
15. DRIVE-THRU MENU BOARD, SPEAKER BOX – UNDER SEPARATE PERMIT
16. DRIVE-THRU ELEMENTS FOOTING
17. DRIVE-THRU DIRECTIONAL SIGN – UNDER SEPARATE PERMIT
18. DETECTABLE WARNING SYSTEM. 36" MIN. ALONG VEHICULAR CROSSINGS.
19. NEW BIO-RETENTION POND
20. REINFORCED VEHICLE-RATED CONCRETE
21. EXISTING DOMESTIC WATER METER VAULT
22. 1000 GALLON GREASE INTERCEPTOR W/ SAMPLING BOX (TRAFFIC RATED)
23. ELECTRICAL CABINET
24. CONCRETE WHEELSTOP
25. ACCESSIBLE EV CAPABLE PARKING STALL SIGNAGE
26. CONSTRUCTION JOINT
27. "ONO DRIVE-THRU PICK-UP/ 15MIN. PARKING ONLY" SIGN. BY G.C.
28. LANDSCAPING – SEE LANDSCAPE PLANS
29. PARCEL/LEASE LINE
30. ACCESSIBLE PARKING TOW-AWAY SIGN. SEE 5/G-107
31. ACCESSIBLE ENTRANCE DIRECTION SIGN. SEE 20/G-107
32. 4"ø MIN.POUR-IN-PLACE BOLLARD IN YELLOW
33. INSTALL ACCESSIBLE PARKING SIGN. SEE 3/G-107
34. PROPOSED FIRE HYDRANT
35. PROPOSED DDC, PIV AND FIRE DEPARTMENT CONNECTION – UNDER SEPARATE PERMIT
36. NEW TRANSFORMER
37. SHORT TERM BICYCLE RACK. (2) BICYCLES MIN. CAPACITY. MFR: DERO – BIKE BIKE RACK, SKU: DER-BB-FT (YELLOW POWDER COAT)
38. EV CHARGING STATION. LEVEL 2 – 6.6 KW (208/240 VAC @ 40AMPS)
39. FUTURE EV SUPPLY EQUIPMENT – PROVIDE COMMON RACEWAY (1"ø C MIN.) WITH FULL LENGTH PULL STRINGS FROM "EV CAPABLE" SERVICE PANEL/SUBPANEL. STUB CONDUIT 6" ABOVE FLOOR AND CAP
40. EXISTING MONUMENT SIGN TO REMAIN. NOT A PART
41. PROPOSED DOMESTIC WATER BACKFLOW PREVENTOR
42. PROPOSED IRRIGATION METER
43. PROPOSED IRRIGATION BACKFLOW PREVENTOR
44. 3FT HIGH CMU WALL SCREENING
45. TRELLIS SCREENING
46. NEW SITE LAMP POST

ENLARGEDSITE PLAN 1 N
SCALE: 3/32"=1'-0"

KEY MAP - N
SCALE: NTS

THESE DRAWINGS AND SPECIFICATIONS AND IDEAS, DESIGNS AND ARRANGEMENTS REPRESENTED THEREBY ARE AND SHALL REMAIN THE PROPERTY OF **GWA ARCHITECTURE, INC.**, AND NO PART THEREOF SHALL BE COPIED, DISCLOSED TO OTHERS OR USED IN CONNECTION WITH ANY WORK OR PROJECT OTHER THAN THE SPECIFIC PROJECT FOR WHICH THEY HAVE BEEN PREPARED AND DEVELOPED WITHOUT THE WRITTEN CONSENT OF **GWA ARCHITECTURE, INC**. VISUAL CONTACT WITH THESE DRAWINGS AND SPECIFICATIONS SHALL CONSTITUTE CONCLUSIVE EVIDENCE OF THESE RESTRICTIONS. WRITTEN DIMENSIONS ON THESE DRAWINGS SHALL HAVE PRECEDENCE OVER SCALED DIMENSIONS; CONTRACTORS SHALL VERIFY, AND BE RESPONSIBLE FOR ALL DIMENSIONS AND CONDITIONS ON THE JOB, AND THIS OFFICE MUST BE NOTIFIED OF ANY VARIATIONS FROM THE DIMENSIONS AND CONDITIONS SHOWN BY THESE DRAWINGS. SHOP DETAIL MUST BE SUBMITTED TO THIS OFFICE FOR REVIEW BEFORE PROCEEDING WITH THE FABICATION.

ARCHITECT
GWA ARCHITECTURE
1000 Corporate Center Drive
Suite 550
Monterey Park, CA 91754
tel: (626) 288-6898
Member of The American Institute of Architects

STAMP

PROJECT NAME/ADDRESS:
Ono Hawaiian BBQ
RIVERSIDE, CA
3765 LA SIERRA AVE.
RIVERSIDE, CA 92505

REVISION / ISSUE DATE

NO.	DATE	DESCRIPTION
1	–	–
1	–	–

JOB NUMBER
ARCH PROJECT #: 23-066
STORE#: ONO-090

DRAWN BY	CHECKED BY
JB	JP

SHEET CONTENT
ENLARGED SITE PLAN

SHEET NO.
A-000

PARKING REQUIREMENT

ONO HAWAIIAN BBQ (TENANT A)			
REQUIRED: 1/100 SF	2,350	**24**	STALLS
PROVIDED:		**30**	STALLS
REGULAR STALLS			
PROVIDED:	9'-0" x 18'-0"	**20**	STALLS
ACCESSIBLE STALLS (CBC 11B-208.2)			
REQUIRED:	26 - 50 STALLS	2	STALLS
PROVIDED:		**2**	STALLS
	(1) VAN - 12'-0" x 18'-0"		
	(1) - 9'-0" x 18'-0"		
EV CAPABLE SPACES (TABLE 5.106.5.3.1)			
REQUIRED:	26-50 STALLS	8	STALLS
PROVIDED:		**8**	STALLS
A. EV CAPABLE SPACES WITH EVSE (TABLE 5.106.5.3.1)			
REQUIRED:	26-50 STALLS	2	STALLS
PROVIDED:		**3**	STALLS
	(1) VAN - 9'-0" x 18'-0"		
	(1) - 9'-0" x 18'-0"		
B. EV CAPABLE SPACES (ACCESSIBLE SPACES) (CBC TABLE 11B-228.3.2.1)			
REQUIRED:	5-25 STALLS	1	VAN ACC.
		1	STD. ACC.
PROVIDED:		1	VAN ACC.
		1	STD. ACC.
BIKE RACKS (CBC 11B-5.106.4.1)			
REQUIRED:	SHORT TERM (5%)	2	STALLS
	LONG TERM	N/A	RACKS
PROVIDED:	SHORT TERM	4	STALLS
	LONG TERM	**N/A**	STALLS

DRIVE-THRU ELEMENTS

ITEM #	REMARKS	POWER	DATA	PURCHASED BY:	INSTALLED BY	EQUIPMENT
300	UNDER SEPARATE PERMIT	YES	NO	SC	SC	DT DIRECTIONAL SIGN
301	UNDER SEPARATE PERMIT	YES	NO	SC	SC	BRAND SIGNAGE
302	UNDER SEPARATE PERMIT	YES	NO	SC	SC	ENTRANCE CLEARANCE BAR
303	UNDER SEPARATE PERMIT	YES	YES	SC	SC	PREVIEW MENU BOARD
303.1	UNDER SEPARATE PERMIT	YES	YES	SC	SC	MENUBOARD
304	UNDER SEPARATE PERMIT	YES	NO	SC	GC	SPEAKER BOX
305		YES	YES	0	GC	SENSOR LOOP
306	UNDER SEPARATE PERMIT	YES	NO	SC	SC	DO NOT ENTER/MAHALO SIGN

LEGEND: SC = SIGN CONTRACTOR GC = GENERAL CONTRACTOR O= OWNER

NOTE: GC TO INSTALL FOOTING AND REQUIRED CONDUIT OF POWER FOR SITE ELEMENTS. SIGNAGE CONTRACTOR SHOULD COORDINATE TO GENERAL CONTRACTOR PRIOR INSTALLATION OF ALL EXTERIOR SIGNAGE.

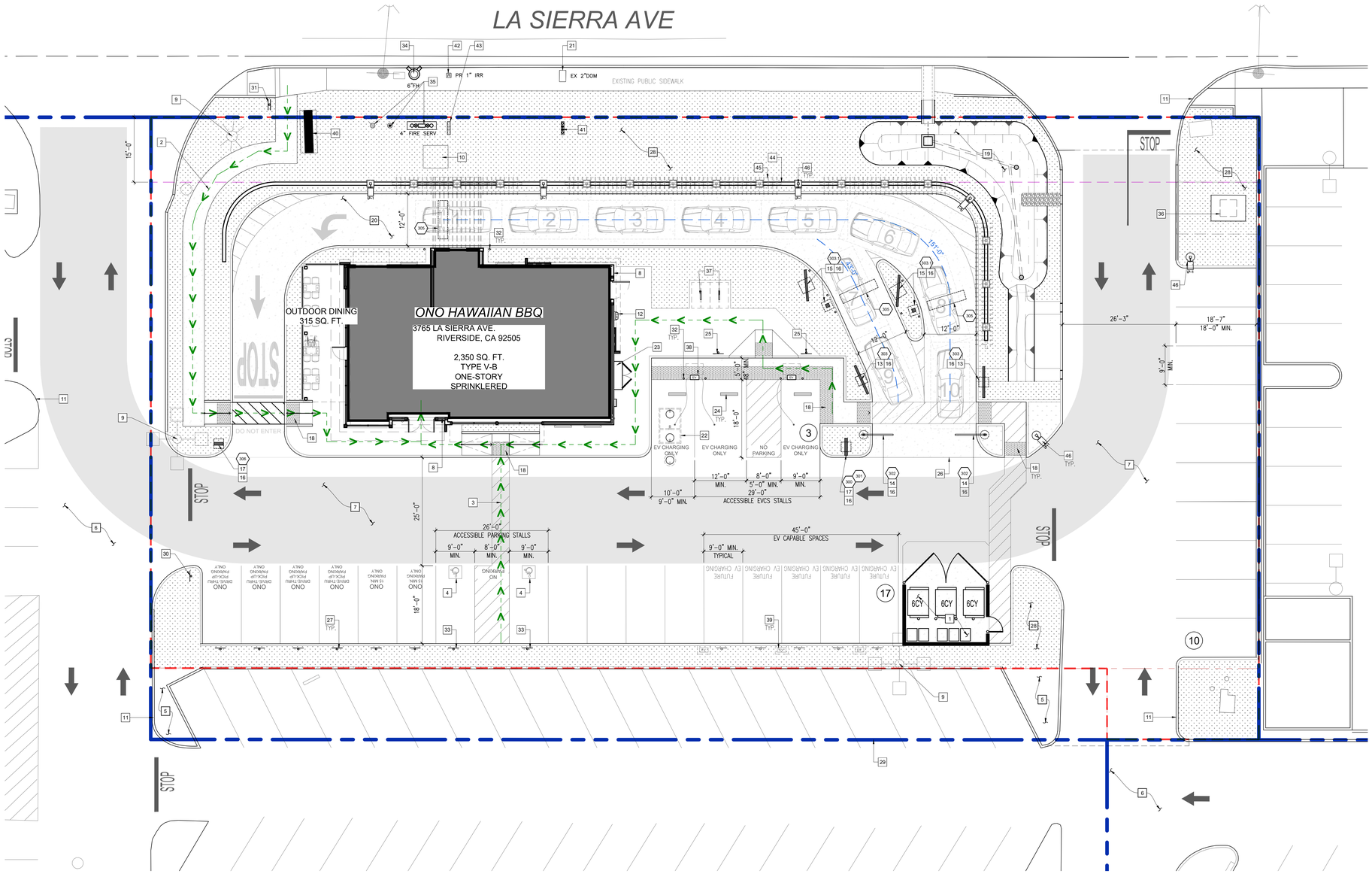

SITE PLAN LEGEND

- LIMITS OF CONSTRUCTION
- PARCEL / LEASE LINE
- LANDSCAPE SETBACK LINE
- ACCESSIBLE PATH OF TRAVEL

REFER TO CIVIL & LANDSCAPE PLANS FOR SITE WORKS

SITE PLAN KEY NOTES

1. TRASH ENCLOSURE
2. ACCESSIBLE PATH OF TRAVEL FROM PUBLIC. 5% MAX RUNNING SLOPE, 2% MAX. CROSS SLOPE.
3. ACCESSIBLE PATH OF TRAVEL FROM ACCESSIBLE PARKING. 5% MAX RUNNING SLOPE, 2% MAX. CROSS SLOPE.
4. INTERNATIONAL SYMBOL OF ACCESSIBILITY SEE DETAIL 7/G-107
5. EXISTING LANDSCAPE/TREES TO REMAIN. NOT A PART
6. EXISTING ASPHALT PAVEMENT. NOT A PART
7. ASPHALT PAVEMENT. SEE CIVIL PLANS
8. PROVIDE KNOX RAPID ENTRY SYSTEM LOCK BOX @ 6'-0" A.F.F AND WITHIN 5 FEET OF THE DOOR. PER CFC SECTION 506 (INSTALL PER MANUFACTURER'S REQUIREMENTS) SEE DETAIL 12/A-420.
9. EXISTING SITE/PARKING LAMP POST. NOT A PART
10. EXISTING TRANSFORMER. NOT A PART
11. EXISTING CURB TO REMAIN. NOT A PART
12. GAS METER/REGULATOR.
13. DRIVE-THRU PRE-MENU BOARD – UNDER SEPARATE PERMIT
14. DRIVE-THRU CLEARANCE BAR
15. DRIVE-THRU MENU BOARD, SPEAKER BOX – UNDER SEPARATE PERMIT
16. DRIVE-THRU ELEMENTS FOOTING
17. DRIVE-THRU DIRECTIONAL SIGN – UNDER SEPARATE PERMIT
18. DETECTABLE WARNING SYSTEM. 36" MIN. ALONG VEHICULAR CROSSINGS.
19. NEW BIO-RETENTION POND
20. REINFORCED VEHICLE-RATED CONCRETE
21. EXISTING DOMESTIC WATER METER VAULT
22. 1000 GALLON GREASE INTERCEPTOR W/ SAMPLING BOX (TRAFFIC RATED)
23. ELECTRICAL CABINET
24. CONCRETE WHEELSTOP
25. ACCESSIBLE EV CAPABLE PARKING STALL SIGNAGE
26. CONSTRUCTION JOINT
27. "ONO DRIVE-THRU PICK-UP/ 15MIN. PARKING ONLY" SIGN. BY G.C.
28. LANDSCAPING – SEE LANDSCAPE PLANS
29. PARCEL/LEASE LINE
30. ACCESSIBLE PARKING TOW-AWAY SIGN. SEE 5/G-107
31. ACCESSIBLE ENTRANCE DIRECTION SIGN. SEE 20/G-107
32. 4"ø MIN.POUR-IN-PLACE BOLLARD IN YELLOW
33. INSTALL ACCESSIBLE PARKING SIGN. SEE 3/G-107
34. PROPOSED FIRE HYDRANT
35. PROPOSED DDC, PIV AND FIRE DEPARTMENT CONNECTION – UNDER SEPARATE PERMIT
36. NEW TRANSFORMER
37. SHORT TERM BICYCLE RACK. (2) BICYCLES MIN. CAPACITY. MFR: DERO – BIKE BIKE RACK, SKU: DER-BB-FT (YELLOW POWDER COAT)
38. EV CHARGING STATION. LEVEL 2 – 6.6 KW (208/240 VAC @ 40AMPS)
39. FUTURE EV SUPPLY EQUIPMENT – PROVIDE COMMON RACEWAY (1"ø C MIN.) WITH FULL LENGTH PULL STRINGS FROM "EV CAPABLE" SERVICE PANEL/SUBPANEL. STUB CONDUIT 6" ABOVE FLOOR AND CAP
40. EXISTING MONUMENT SIGN TO REMAIN. NOT A PART
41. PROPOSED DOMESTIC WATER BACKFLOW PREVENTOR
42. PROPOSED IRRIGATION METER
43. PROPOSED IRRIGATION BACKFLOW PREVENTOR
44. 3FT HIGH CMU WALL SCREENING
45. TRELLIS SCREENING
46. NEW SITE LAMP POST

ENLARGEDSITE PLAN
SCALE: 3/32"=1'-0" 1 N

KEY MAP
SCALE: NTS - N

Ono Hawaiian BBQ® EST 2002

THESE DRAWINGS AND SPECIFICATIONS AND IDEAS, DESIGNS AND ARRANGEMENTS REPRESENTED THEREBY ARE AND SHALL REMAIN THE PROPERTY OF **GWA ARCHITECTURE, INC.** AND NO PART THEREOF SHALL BE COPIED, DISCLOSED TO OTHERS OR USED IN CONNECTION WITH ANY WORK OR PROJECT OTHER THAN THE SPECIFIC PROJECT FOR WHICH THEY HAVE BEEN PREPARED AND DEVELOPED WITHOUT THE WRITTEN CONSENT OF **GWA ARCHITECTURE, INC.** VISUAL CONTACT WITH THESE DRAWINGS AND SPECIFICATIONS SHALL CONSTITUTE CONCLUSIVE EVIDENCE OF THESE RESTRICTIONS. WRITTEN DIMENSIONS ON THESE DRAWINGS SHALL HAVE PRECEDENCE OVER SCALED DIMENSIONS; CONTRACTORS SHALL VERIFY, AND BE RESPONSIBLE FOR ALL DIMENSIONS AND CONDITIONS ON THE JOB, AND THIS OFFICE MUST BE NOTIFIED OF ANY VARIATIONS FROM THE DIMENSIONS AND CONDITIONS SHOWN BY THESE DRAWINGS. SHOP DETAIL MUST BE SUBMITTED TO THIS OFFICE FOR REVIEW BEFORE PROCEEDING WITH THE FABRICATION.

ARCHITECT
GWA ARCHITECTURE
1000 Corporate Center Drive
Suite 550
Monterey Park, CA 91754
tel: (626) 288-6898
Member of The American Institute of Architects

STAMP

PROJECT NAME/ADDRESS:
Ono Hawaiian BBQ
RIVERSIDE, CA
3765 LA SIERRA AVE.
RIVERSIDE, CA 92505

REVISION / ISSUE DATE

NO.	DATE	DESCRIPTION
1	–	–
1	–	–

JOB NUMBER
ARCH PROJECT #: 23-066
STORE#: ONO-090

DRAWN BY	CHECKED BY
JB	JP

SHEET CONTENT
ENLARGED SITE PLAN

SHEET NO.
A-000

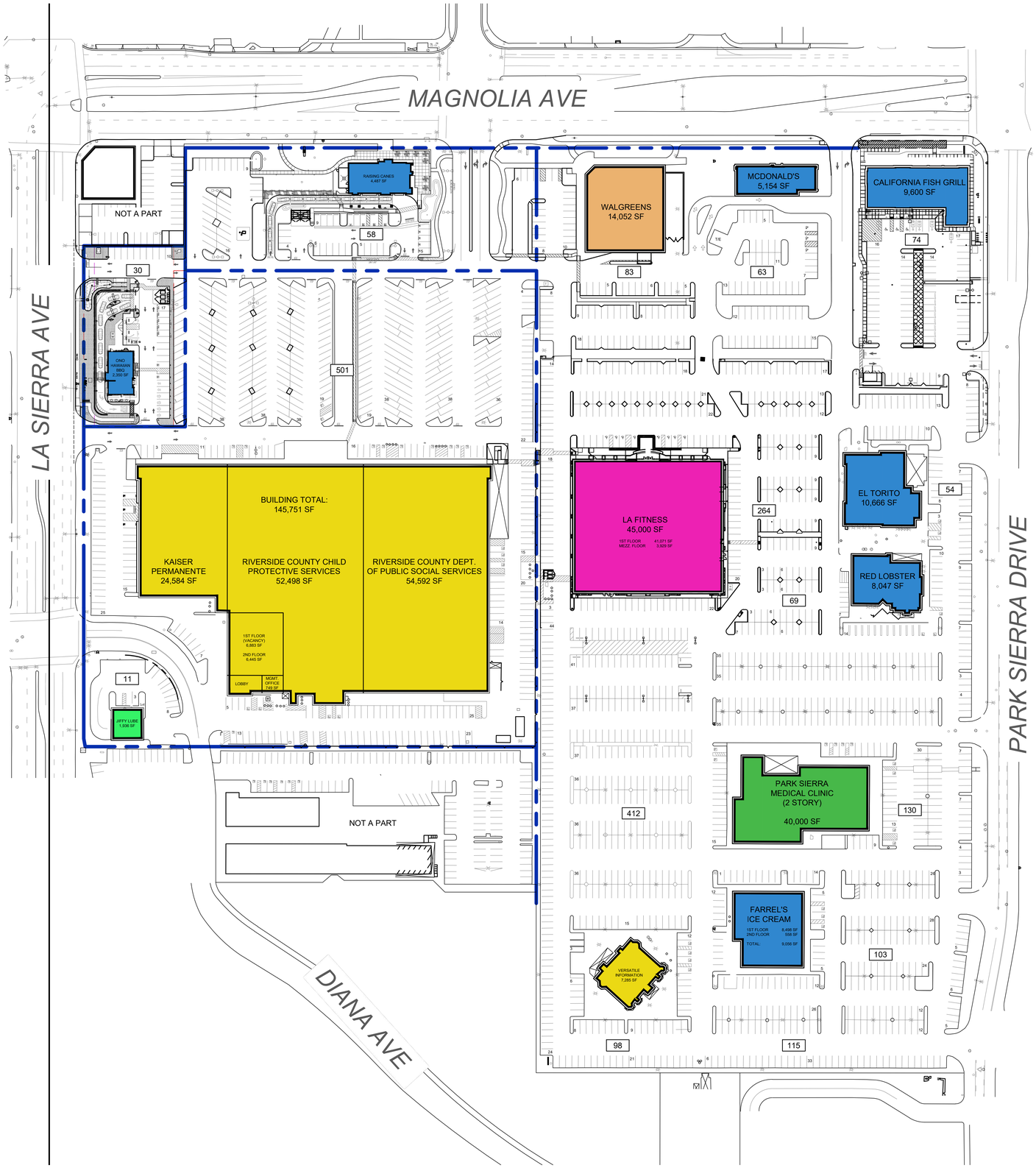

SITE PLAN LEGEND

- LIMITS OF CONSTRUCTION (ONO HAWAIIAN BBQ)
- PROPERTY/PARCEL LINES

AREA ANALYSIS

PROJECT DATA:

SITE AREA:	±1,330,758 SF	30.55 AC	

USE (PARKING REQUIREMENTS):	AREA (SF)	PARKING REQUIRED	PARKING PROVIDED
OFFICE (1 STALL PER 250 SF)			
ANCHOR	145,751	584	501
OFFICE BUILDING 1	7,285	30	98
SUB-TOTAL (OFFICE)	**153,036**	**614**	**599**
MEDICAL OFFICE (1 STALL PER 180 SF)			
PARK SIERRA MEDICAL OFFICE	**36,703**	**204**	**122**
RESTAURANT (1 STALL PER 100 SF)			
ONO HAWAIIAN BBQ	2,350	24	30
RESTAURANT 2	10,666	107	54
RESTAURANT 3	9,056	91	114
RESTAURANT PAD	9,600	96	77
RAISING CANES	4,487	45	58
RED LOBSTER	7,963	80	69
MCDONALD'S	5,154	52	63
SUB-TOTAL (RESTAURANT)	**49,276**	**495**	**465**
RETAIL (1 STALL PER 250 SF)			
WALGREENS	**14,052**	**57**	**83**
FITNESS CENTER (1 STALL PER 150 SF)			
LA FITNESS	**45,000**	**300**	**264**
AUTOMOTIVE REPAIR (6 STALLS PLUS 2 STALLS PER SERVICE BAY)			
JIFFY LUBE	**1,936**	**10**	**11**
PARKING LOT 1	-		**412**
PARKING LOT 2	-		**103**
TOTAL:	**300,003**	**1,680**	**2,059**

OVERALL SITE PLAN
SCALE: 1/64"=1'-0"

1

N

THESE DRAWINGS AND SPECIFICATIONS AND IDEAS, DESIGNS AND ARRANGEMENTS REPRESENTED THEREBY ARE AND SHALL REMAIN THE PROPERTY OF **GWA ARCHITECTURE, INC.** AND NO PART THEREOF SHALL BE COPIED, DISCLOSED TO OTHERS OR USED IN CONNECTION WITH ANY WORK OR PROJECT OTHER THAN THE SPECIFIC PROJECT FOR WHICH THEY HAVE BEEN PREPARED AND DEVELOPED WITHOUT THE WRITTEN CONSENT OF **GWA ARCHITECTURE, INC.** VISUAL CONTACT WITH THESE DRAWINGS AND SPECIFICATIONS SHALL CONSTITUTE CONCLUSIVE EVIDENCE OF THESE RESTRICTIONS. WRITTEN DIMENSIONS ON THESE DRAWINGS SHALL HAVE PRECEDENCE OVER SCALED DIMENSIONS; CONTRACTORS SHALL VERIFY, AND BE RESPONSIBLE FOR ALL DIMENSIONS AND CONDITIONS ON THE JOB, AND THIS OFFICE MUST BE NOTIFIED OF ANY VARIATIONS FROM THE DIMENSIONS AND CONDITIONS SHOWN BY THESE DRAWINGS. SHOP DETAIL MUST BE SUBMITTED TO THIS OFFICE FOR REVIEW BEFORE PROCEEDING WITH THE FABRICATION.

ARCHITECT

GWA ARCHITECTURE
1000 Corporate Center Drive
Suite 550
Monterey Park, CA 91754
tel: (626) 288-6868
Member of The American Institute of Architects

STAMP

PROJECT NAME/ADDRESS:

Ono Hawaiian BBQ
RIVERSIDE, CA

3765 LA SIERRA AVE.
RIVERSIDE, CA 92505

REVISION / ISSUE DATE

NO.	DATE	DESCRIPTION
1	-	-
	-	-

JOB NUMBER

ARCH PROJECT #: 23-066
STORE#: ONO-090

DRAWN BY	CHECKED BY
JB	JP

SHEET CONTENT

OVERALL SITE PLAN

SHEET NO.

A-001

PRELIMINARY

GRADING AND DRAINAGE PLAN

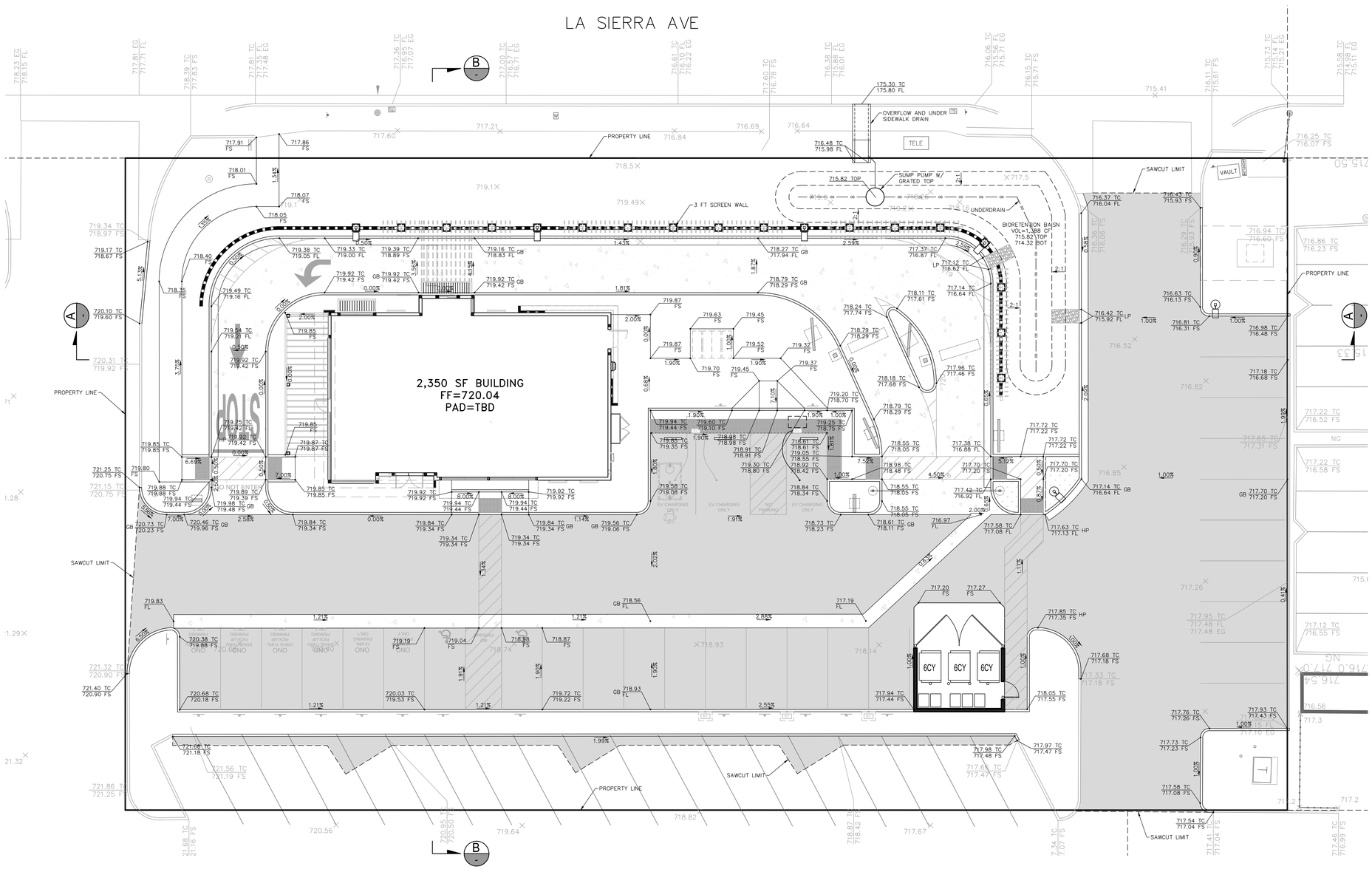

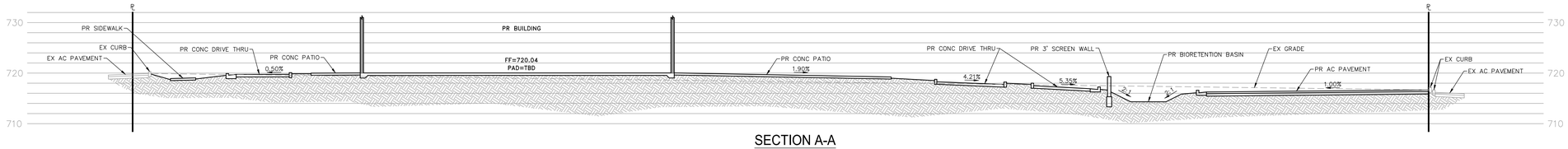

SECTION A-A

SCALE: 1"=10'

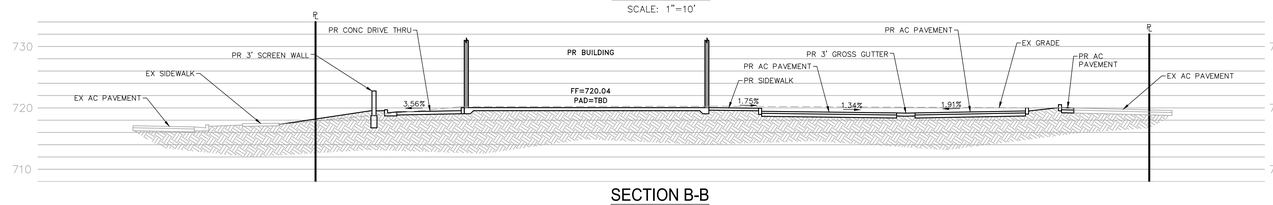

SECTION B-B

SCALE: 1"=10'

SCALE VERIFICATION
BAR IS ONE INCH ON ORIGINAL DRAWING
IF NOT ONE INCH ON THIS SHEET ADJUST SCALES ACCORDINGLY

CONTACT INFO

OWNER: ONO HAWAIIAN BBQ
KEITH LAM
21700 COPLEY DR
DIAMOND BAR, CA 91765
(626) 590-3106
KEITH.LAM@ONOBBQ.COM

ARCHITECT: GWA ARCHITECTURE
1000 CORPORATE CENTER DRIVE
SUITE 550
MONTEREY PARK, CA 91754
(626) 288-6898

CIVIL ENGINEER: ADVANCED CIVIL GROUP INC.
30251 GOLDEN LANTERN, SUITE E, PMB 251
LAGUNA NIGUEL, CA 92677
(949) 391-7772
STEVE@ADVANCEDCIVILGROUP.COM

SURVEYOR: ADVANCED CIVIL GROUP INC.
30251 GOLDEN LANTERN, SUITE E, PMB 251
LAGUNA NIGUEL, CA 92677
(949) 391-7772
STEVE@ADVANCEDCIVILGROUP.COM

GEOTECH: GEOTECHNICAL PROFESSIONALS INC
5736 CORPORATE AVE
CYPRESS, CA 90630
(714) 220-2211

PROJECT ADDRESS

3765 LA SIERRA AVE
RIVERSIDE, CA

PROJECT SUMMARY

TOTAL AREA = 36,981 SF
0.85 AC

LAND USE / ZONING

EXISTING LAND USE: MU-U
EXISTING ZONING: CG
PROPOSED ZONING: CG

ADJACENT PROPERTIES
EXISTING LAND USE: MU-U
EXISTING ZONING: CG

ASSESSOR'S PARCEL NUMBER

APN: 138-470-030

UTILITY PROVIDERS

WATER:	CITY OF RIVERSIDE
SEWER:	CITY OF RIVERSIDE
ELECTRICITY:	CITY OF RIVERSIDE
GAS:	THE GAS COMPANY
TELEPHONE:	AT&T
TELEVISION:	CHARTER

GENERAL NOTES

1. THE PROJECT IS NOT WITHIN AN AREA OF OVERFLOW OR INUNDATION.
2. THE PROJECT SITE IS NOT WITHIN A DESIGNATED FLOOD WAY AND THERE ARE NO TRIBUTARY WATERCOURSES ON OR OFF SITE.

ADVANCED CIVIL GROUP

ADVANCED CIVIL GROUP INC.
30251 GOLDEN LANTERN, SUITE E, PMB 251
LAGUNA NIGUEL, CA 92647
(866) 338-5778 PHONE
WWW.ADVANCEDCIVILGROUP.COM

SEAL-ENGINEER

REGISTERED PROFESSIONAL ENGINEER
R. STEVEN AUSTIN
No. 68795
CIVIL
STATE OF CALIFORNIA

PRELIMINARY
GRADING AND DRAINAGE PLAN
ONO HAWAIIAN BBQ
3765 LA SIERRA AVENUE
RIVERSIDE, CA

DRAWN BY: CPK
DESIGNED BY: CPK
CHECKED BY: RSA
APPROVED BY: RSA
DATE: 4/3/2024
REVISIONS:

PROJECT NUMBER: 1014601

SCALE 1"=10'

10 5 0 10 20 30
SCALE: 1"=10'

SHEET NO.
C-1
1 OF 1

PRELIMINARY

FIRE ACCESS PLAN

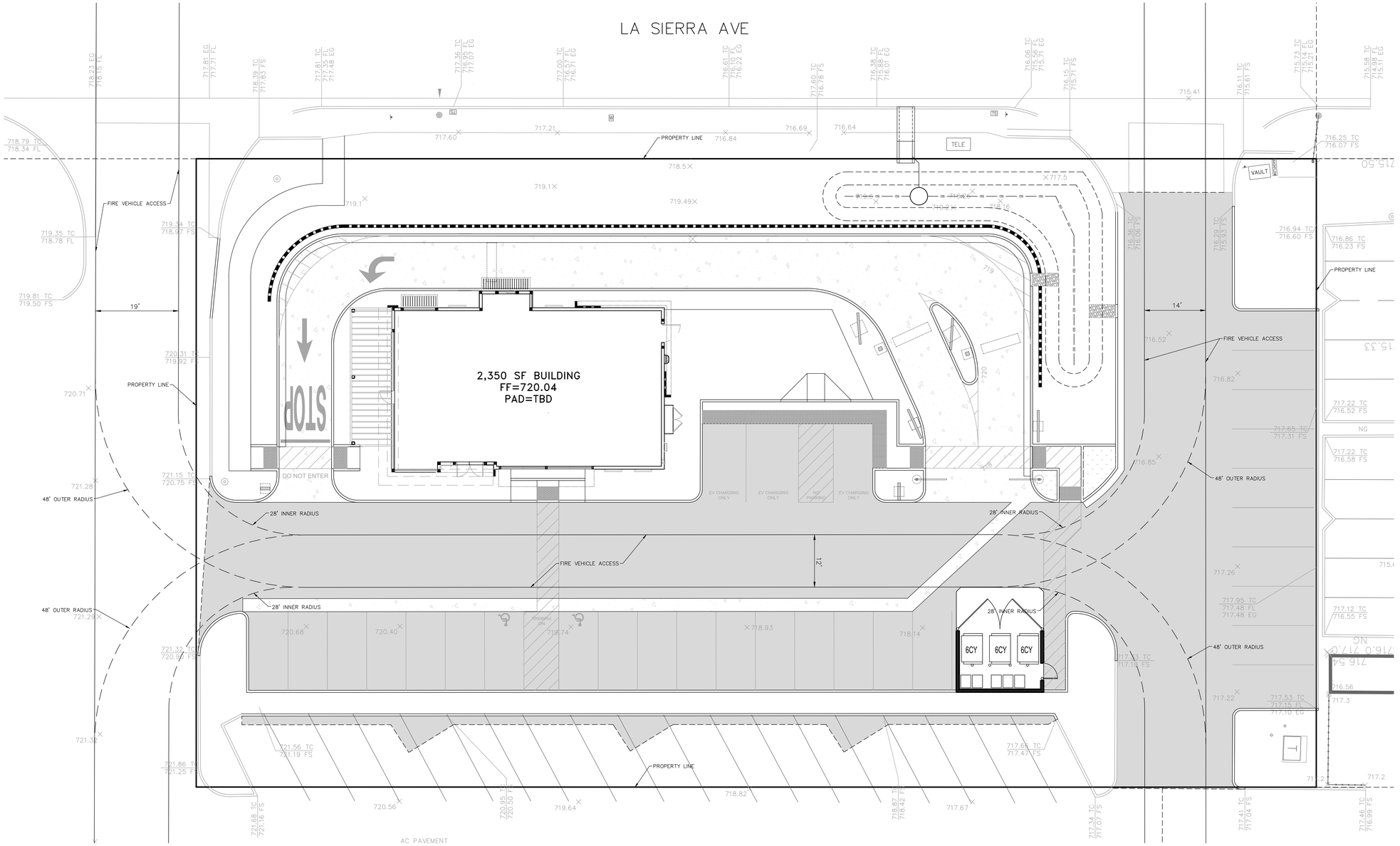

CONTACT INFO

OWNER: ONO HAWAIIAN BBQ
KEITH LAM
21700 COPLEY DR
DIAMOND BAR, CA 91765
(626) 590-3106
KEITH.LAM@ONOBBQ.COM

ARCHITECT: GWA ARCHITECTURE
1000 CORPORATE CENTER DRIVE
SUITE 550
MONTEREY PARK, CA 91754
(626) 288-6898

CIVIL ENGINEER: ADVANCED CIVIL GROUP INC.
30251 GOLDEN LANTERN, SUITE E, PMB 251
LAGUNA NIGUEL, CA 92677
(949) 391-7772
STEVE@ADVANCEDCIVILGROUP.COM

SURVEYOR: ADVANCED CIVIL GROUP INC.
30251 GOLDEN LANTERN, SUITE E, PMB 251
LAGUNA NIGUEL, CA 92677
(949) 391-7772
STEVE@ADVANCEDCIVILGROUP.COM

GEOTECH: GEOTECHNICAL PROFESSIONALS INC
5736 CORPORATE AVE
CYPRESS, CA 90630
(714) 220-2211

PROJECT ADDRESS

3765 LA SIERRA AVE
RIVERSIDE, CA

PROJECT SUMMARY

TOTAL AREA = 36,981 SF
0.85 AC

LAND USE / ZONING

EXISTING LAND USE: MU-U
EXISTING ZONING: CG
PROPOSED ZONING: CG

ADJACENT PROPERTIES
EXISTING LAND USE: MU-U
EXISTING ZONING: CG

ASESSOR'S PARCEL NUMBER

APN: 138-470-030

UTILITY PROVIDERS

WATER:	CITY OF RIVERSIDE
SEWER:	CITY OF RIVERSIDE
ELECTRICITY:	CITY OF RIVERSIDE
GAS:	THE GAS COMPANY
TELEPHONE:	AT&T
TELEVISION:	CHARTER

GENERAL NOTES

1. THE PROJECT IS NOT WITHIN AN AREA OF OVERFLOW OR INUNDATION.
2. THE PROJECT SITE IS NOT WITHIN A DESIGNATED FLOOD WAY AND THERE ARE NO TRIBUTARY WATERCOURSES ON OR OFF SITE.

SCALE 1"=10'

10 5 0 10 20 30
SCALE: 1"=10'

SCALE VERIFICATION
BAR IS ONE INCH ON ORIGINAL DRAWING
IF NOT ONE INCH ON THIS SHEET ADJUST SCALES ACCORDINGLY

ADVANCED CIVIL GROUP

ADVANCED CIVIL GROUP INC.
30251 GOLDEN LANTERN, SUITE E, PMB 251
LAGUNA NIGUEL, CA 92647
(866) 338-5778 PHONE
WWW.ADVANCEDCIVILGROUP.COM

SEAL-ENGINEER

REGISTERED PROFESSIONAL ENGINEER
R. STEVEN AUSTIN
No. 68795
CIVIL
STATE OF CALIFORNIA

PRELIMINARY
FIRE ACCESS PLAN
ONO HAWAIIAN BBQ
3765 LA SIERRA AVENUE
RIVERSIDE, CA

DRAWN BY: CPK
DESIGNED BY: CPK
CHECKED BY: RSA
APPROVED BY: RSA
DATE: 3/6/2024
REVISIONS:
PROJECT NUMBER: 1014601

SHEET NO.
FIRE
2 OF 2

PLANT LEGEND

SYMBOL	BOTANICAL NAME	COMMON NAME	SIZE	QUANTITY	SPACING	WATER USE
	CASCABELA THEVETIA -STANDARD	YELLOW OLEANDER	24" BOX (MIN. REQUIREMENT)	6	20' OC	MODERATE
	(*PER CITY OF RIVERSIDE PUBLIC WORKS URBAN FORESTRY AND LANDSCAPE DIVISION "MASTER STREET TREE PLANTING LIST")					
	X CHITALPA TASHKENTENSIS 'PINK DAWN' -STANDARD	PINK CHITALPA	24" BOX	4	20' OC	LOW
	RHUS LANCEA -STANDARD	AFRICAN SUMAC	24" BOX	6	20' OC	LOW
	PHOENIX DACTYLIFERA	DATE PALM	EXISTING TO REMAIN	1		
	UNKNOWN SPECIES		EXISTING TO REMAIN	2		
	AGAVE 'BLUE GLOW'	BLUE GLOW AGAVE	5 GAL	36	24" OC	LOW
	CALLISTEMON 'LITTLE JOHN'	DWARF BOTTLEBRUSH	5 GAL	106	60" OC	LOW
	DASYLIRION WHEELERI	DESERT SPOON	5 GAL	9	42" OC	LOW
	HESPERALOE PARVIFOLIA	RED YUCCA	5 GAL	53	36" OC	LOW
	MUHLENBERGIA 'REGAL MIST'	PINK MUHLY	5 GAL	187	36" OC	LOW
	PENNISETUM SPATHIOLATUM	SLENDER VELDT GRASS	5 GAL	312	24" OC	LOW
	ANTIGONON LEPTOPUS	CORAL VINE	5 GAL	12	20' OC	LOW
	BULBINE FRUTESCENS 'HALLMARK'	ORANGE STALKED BULBINE	1 GAL		24" OC	LOW
	SENECIO SERPENS	BLUE CHALKSTICKS	1 GAL		30" OC	LOW
	3 - 6" GRAVEL, COLOR: GOLD					
	ANGULAR BOULDER, COLOR: GOLD					



California Water Efficient Landscape Worksheet

Reference Evapotranspiration (ET_o)		56	Project Type		Non-Residential		0.45
Hydrozone # / Planting Description[a]	Plant Factor (PF)	Irrigation Method[b]	Irrigation Efficiency (IE)[c]	ETAF (PF/IE)	Landscape Area (Sq. Ft.)	ETAF x Area	Estimated Total Water Use (ETWU)[d]
Regular Landscape Areas							
Low Water Use	0.2	Drip	0.81	0.25	8545	2110	73255
Moderate Water Use	0.5	Drip	0.81	0.62	150	93	3215
				Totals	8695	2202	76470
Special Landscape Areas							
				1		0	0
				Totals	0	0	0
						ETWU Total	76470
						Maximum Allowed Water Allowance (MAWA)[e]	135851

ETAF Calculations

Regular Landscape Areas

Total ETAF x Area	2202
Total Area	8695
Average ETAF	0.25

Average ETAF for Regular Landscape Areas must be 0.55 or below for residential areas, and 0.45 or below for non-residential areas.

All Landscape Areas

Total ETAF x Area	2202
Total Area	8695
Average ETAF	0.25

LANDSCAPE NOTES

- ALL LANDSCAPE AREAS TO BE IRRIGATED WITH AN AUTOMATIC IRRIGATION SYSTEM.
- LANDSCAPING IS TO CONFORM TO ALL APPLICABLE CODES & ORDINANCES.
- PROPERTY OWNER SHALL BE RESPONSIBLE FOR ALL ON-SITE LANDSCAPING AS SHOWN.
- ALL TREES WITHIN 5' OF HARDSCAPE TO HAVE A 12" DEEP LINEAR ROOT BARRIER.
- ALL PLANTER AREAS TO RECEIVE A 3" LAYER OF SHREDDED ORGANIC MULCH.
- SOIL COMPACTION TO BE NO GREATER THAN 85% ON LANDSCAPE AREAS.
- ALL FINISH GRADES TO BE 1-1/2" BELOW FINISH SURFACE PAVING.
- AGRONOMICAL SOIL TESTING REPORT TO BE PROVIDED BY CONTRACTOR.
- USE ONLY APPROVED PLANTING MEDIA AT DESIGNATED UNDERGROUND PLANTER LOCATIONS.

Prepared by:

EMERALD DESIGN

305 N. Harbor Blvd, Suite 222
Fullerton, California 92832
Tel: (714) 680-0417
California License #3098
Email: charles@emeralddadesign.com

Prepared for:

GWA Architecture
100 Corporate Drive, Suite 550
Monterey Park, California 91754
Tel. (626) 288-6898 x318

ONO BBQ

3765 La Sierra Avenue
Riverside, California 92505

0 20' 40' 60' 80' 1"=20'-0"

Landscape Conceptual Plan

April 8, 2024

These documents are subject to change due to public agency comment, client-requested revisions, and in house review, and are therefore, not acceptable for bidding or construction.
The landscape architect is not responsible for contract bids or project construction made from any document bearing this note.



CASCABELA THEVETIA



RHUS LANCEA



X CHITALPA TASHKENTENSIS 'PINK DAWN'



AGAVE 'BLUE GLOW'



BULBINE FRUTESCENS 'HALLMARK'



CALLISTEMON 'LITTLE JOHN'

PLANT LEGEND

SYMBOL	BOTANICAL NAME	COMMON NAME	SIZE	QUANTITY	SPACING	WATER USE
	CASCABELA THEVETIA -STANDARD	YELLOW OLEANDER	24" BOX (MIN. REQUIREMENT)	6	20' OC	MODERATE
	(*PER CITY OF RIVERSIDE PUBLIC WORKS URBAN FORESTRY AND LANDSCAPE DIVISION "MASTER STREET TREE PLANTING LIST")					
	X CHITALPA TASHKENTENSIS 'PINK DAWN' -STANDARD	PINK CHITALPA	24" BOX	4	20' OC	LOW
	RHUS LANCEA -STANDARD	AFRICAN SUMAC	24" BOX	6	20' OC	LOW
	PHOENIX DACTYLIFERA	DATE PALM	EXISTING TO REMAIN	1		
	UNKNOWN SPECIES		EXISTING TO REMAIN	2		
	AGAVE 'BLUE GLOW'	BLUE GLOW AGAVE	5 GAL	36	24" OC	LOW
	CALLISTEMON 'LITTLE JOHN'	DWARF BOTTLEBRUSH	5 GAL	106	60" OC	LOW
	DASYLIRION WHEELERI	DESERT SPOON	5 GAL	9	42" OC	LOW
	HESPERALOE PARVIFOLIA	RED YUCCA	5 GAL	53	36" OC	LOW
	MUHLENBERGIA 'REGAL MIST'	PINK MUHLY	5 GAL	187	36" OC	LOW
	PENNISETUM SPATHIOLATUM	SLENDER VELDT GRASS	5 GAL	312	24" OC	LOW
	ANTIGONON LEPTOPUS	CORAL VINE	5 GAL	12	20' OC	LOW
	BULBINE FRUTESCENS 'HALLMARK'	ORANGE STALKED BULBINE	1 GAL		24" OC	LOW
	SENECIO SERPENS	BLUE CHALKSTICKS	1 GAL		30" OC	LOW
	3 - 6" GRAVEL, COLOR: GOLD					



DASYLIRION WHEELERI



HESPERALOE PARVIFOLIA



MUHLENBERGIA 'REGAL MIST'



PENNISETUM SPATHIOLATUM



SENECIO SERPENS



3-6" COBBLE

Prepared by:

EMERALD DESIGN

305 N. Harbor Blvd, Suite 222
Fullerton, California 92832
Tel: (714) 680-0417
California License #3098
Email: charles@emeraldladesign.com

Prepared for:

GWA Architecture
100 Corporate Drive, Suite 550
Monterey Park, California 91754
Tel. (626) 288-6898 x318

ONO BBQ

3765 La Sierra Avenue
Riverside, California 92505

0 20' 40' 60' 80' 1"=20'-0"

Landscape Conceptual Plan

April 8, 2024

These documents are subject to change due to public agency comment, client-requested revisions, and in house review, and are therefore, not acceptable for bidding or construction.
The landscape architect is not responsible for contract bids or project construction made from any document bearing this note.

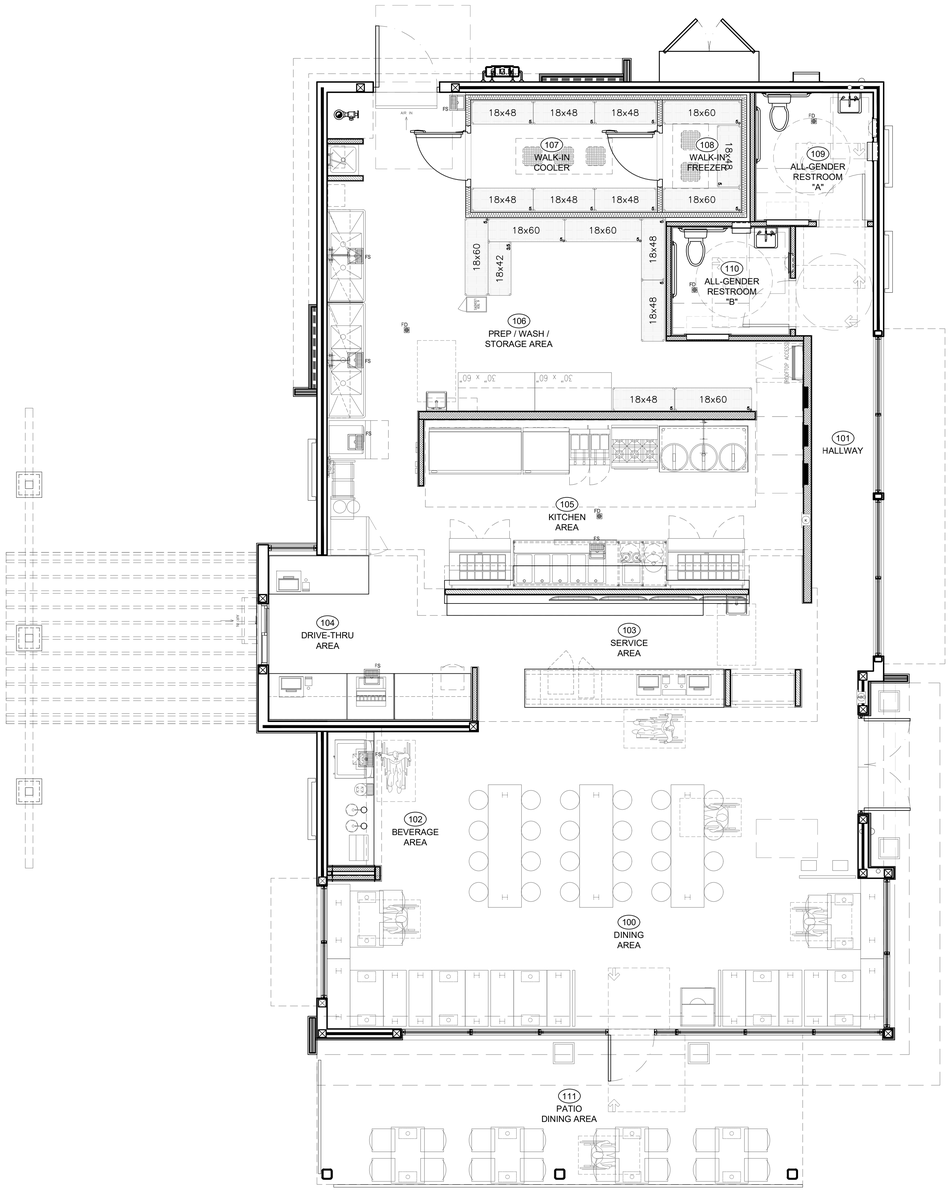

FLOOR PLAN
SCALE: 1/4"=1'-0"

1

N

ACCESSIBLE SEATING

226.1 WHERE DINING SURFACE ARE PROVIDED FOR THE CONSUMPTION OF FOOD OR DRINK, AT LEAST 5 PERCENT OF THE SEATING SPACES AND STANDING SPACES AT THE DINING SURFACES SHALL COMPLY WITH SECTION 11B-902. IN ADDITION, WHERE WORK SURFACES ARE PROVIDED FOR USE BY OTHER EMPLOYEES, AT LEAST 5 PERCENT SHALL COMPLY WITH SECTION 11B-902.

226.2 DINING SURFACES REQUIRED TO COMPLY WITH SECTION 11B-902 SHALL BE DISPERSED THROUGHOUT THE SPACE OR FACILITY CONTAINING DINING SURFACES FOR EACH TYPE OF SEATING IN A FUNCTIONAL AREA. WORK SURFACES REQUIRED TO COMPLY WITH SECTION 11B-902 SHALL BE DISPERSED THROUGHOUT THE SPACE OR FACILITY CONTAINING WORK SURFACES.

	INDOOR	PATIO
TOTAL NO. OF SEATS	= 52 SEATS	= 12 SEATS
	X 5%	X 5%
	2.6	0.6

TOTAL NO. OF REQ'D ADA SEATS (INDOOR) = 3 (PATIO) = 1

TOTAL NO. OF PROVIDED ADA SEATS = 4

Ono Hawaiian BBQ
EST 2002

THESE DRAWINGS AND SPECIFICATIONS AND IDEAS, DESIGNS AND ARRANGEMENTS REPRESENTED THEREBY ARE AND SHALL REMAIN THE PROPERTY OF **GWA ARCHITECTURE, INC.**, AND NO PART THEREOF SHALL BE COPIED, DISCLOSED TO OTHERS OR USED IN CONNECTION WITH ANY WORK OR PROJECT OTHER THAN THE SPECIFIC PROJECT FOR WHICH THEY HAVE BEEN PREPARED AND DEVELOPED, WITHOUT THE WRITTEN CONSENT OF **GWA ARCHITECTURE, INC.** VISUAL CONTACT WITH THESE DRAWINGS AND SPECIFICATIONS SHALL CONSTITUTE CONCLUSIVE EVIDENCE OF THESE RESTRICTIONS. WRITTEN DIMENSIONS ON THESE DRAWINGS SHALL HAVE PRECEDENCE OVER SCALED DIMENSIONS; CONTRACTORS SHALL VERIFY, AND BE RESPONSIBLE FOR ALL DIMENSIONS AND CONDITIONS ON THE JOB, AND THIS OFFICE MUST BE NOTIFIED OF ANY VARIATIONS FROM THE DIMENSIONS AND CONDITIONS SHOWN BY THESE DRAWINGS. SHOP DETAIL MUST BE SUBMITTED TO THIS OFFICE FOR REVIEW BEFORE PROCEEDING WITH THE FABRICATION.

ARCHITECT

GWA ARCHITECTURE
1000 Corporate Center Drive
Suite 500
Monterey Park, CA 91754
tel: (626) 288-6898
Member of The American Institute of Architects

STAMP

PROJECT NAME/ADDRESS:

Ono Hawaiian BBQ
RIVERSIDE, CA

3765 LA SIERRA AVE.
RIVERSIDE, CA 92505

REVISION / ISSUE DATE

NO.	DATE	DESCRIPTION
1	-	-
1	-	-

JOB NUMBER

ARCH PROJECT #: 23-066
STORE#: ONO-090

DRAWN BY	CHECKED BY
JB	JP

SHEET CONTENT

FLOOR PLAN

SHEET NO.

A-100

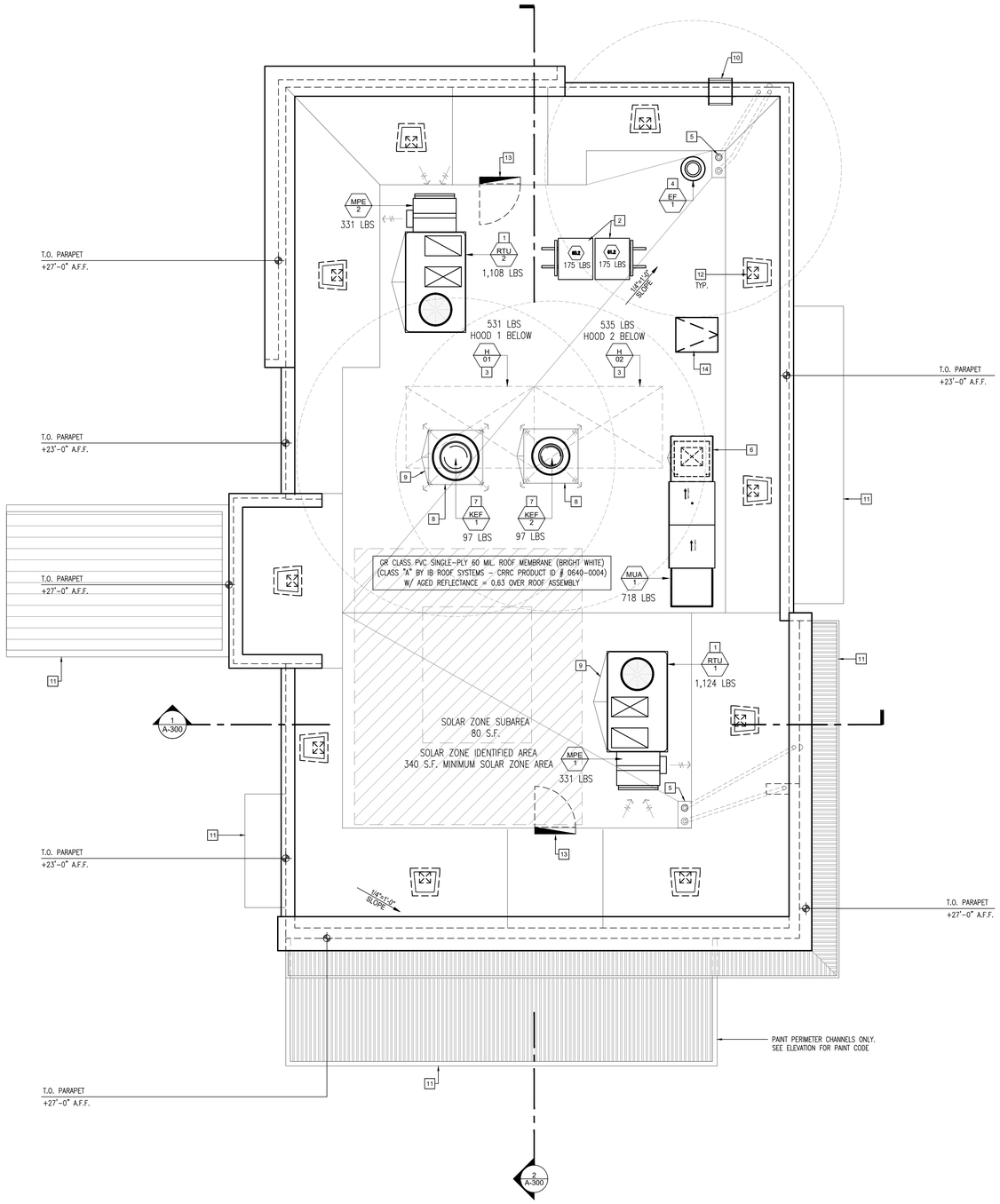

ROOF PLAN LEGEND

WALL / STRUCTURE BELOW

DESIGNATED AREA FOR SOLAR EQUIPMENT.
15% OF TOTAL ROOF AREA

GENERAL NOTES

1. SEE ALL DRAWINGS FOR ADDITIONAL NOTES AND SPECIFICATIONS.
2. GENERAL CONTRACTOR MUST PROVIDE ALL REQUIRED PROTECTION TO ALL SURROUNDING AREAS THROUGHOUT COURSE OF CONSTRUCTION.
3. GENERAL CONTRACTOR TO VERIFY ALL CONDITIONS AND DIMENSIONS PRIOR TO CONSTRUCTION. GENERAL CONTRACTOR TO INFORM AOR WITH ANY DISCREPANCY ON PLAN VERSUS ACTUAL SITE CONDITION.
4. CONTRACTOR SHALL CONFIRM THAT ALL ROOF AREAS ARE PROVIDED FOR POSITIVE DRAINAGE TO ROOF DRAINS PRIOR TO SHEATHING ROOF.
5. CONTRACTOR SHALL PROVIDE CRICKET WHERE IT IS REQUIRED FOR PROVIDING POSITIVE DRAINAGE AT HIGH SIDE OF CURBED ROOF OPENING, PLATFORMS, RETURN WALLS, BRACING, ETC.
6. ALL ROOF HEIGHTS ARE REFERENCED FROM FINISH FLOOR ELEVATION 0'-0".
7. FOR BUILDING AND PARAPET HEIGHT VERTICAL ELEVATIONS, REFER TO EXTERIOR ELEVATIONS, A-200 & 201
8. PROVIDE ROUND PENETRATIONS THROUGH ROOF. THE USE OF CHANNELS, ANGLES, OR UNI-STRUTS THROUGH THE ROOF ALONE OR WITH PITCH POCKETS IS NOT ALLOWED.
9. DO NOT PENETRATE ROOFING WITHIN 18" OF VALLEYS/CRICKETS.
10. VERIFY ALL REQUIRED ROOF TOP EQUIPMENT CURB AND SUPPORT DIMENSIONS PRIOR TO FRAMING OF ROOF SUPPORTS, OPENINGS AND CURBS FABRICATION AND INSTALLATION.
11. TERMINATE OVERFLOW DRAIN AT EXTERIOR WALL AT 18" ABOVE ADJACENT EXTERIOR FINISH GRADE.
12. ROOF DRAIN PIPES AND FITTING ARE TO BE CONCEALED WITHIN BUILDING CONSTRUCTION
13. DO NOT GROUP OR BUNDLE DECK PENETRATIONS. MAINTAIN 6 INCHES CLEAR MINIMUM AROUND PENETRATIONS.
14. CONTRACTOR SHALL PROVIDE A COMPLETE SINGLE PLY ROOFING SYSTEM FOR FLAT ROOF AREA INCLUDING, BUT NOT LIMITED TO, FLASHINGS, COPINGS, ETC.
15. ALL HVAC UNITS SHALL BE PLACED ON FACTORY ROOF CURBS.

ROOF PLAN KEY NOTES

1. ROOF TOP UNITS. SEE MECHANICAL PLANS
2. WALK-IN COOLER/FREEZER REMOTE CONDENSER, SEE 17/A-400 & 10/A-402
3. TYPE-I HOOD BELOW. SEE A-104 AND MECHANICAL PLANS
4. RESTROOM EXHAUST (EF-1)
5. ROOF AND OVERFLOW DRAIN SEE DETAIL 1/A-420
6. MAKE-UP AIR UNIT. SEE MECHANICAL PLANS
7. KITCHEN EXHAUST FAN. SEE MECHANICAL PLANS
8. KITCHEN EXHAUST HOOD GREASE CONTAINMENT SYSTEM. SEE 18/A-401
9. CRICKET AS REQUIRED
10. ROOF ACCESS LADDER. SEE DETAIL 21/A-420
11. CANOPY/AWNING BELOW
12. LOUVER VENT AS REQUIRED. SEE DETAIL 29/A-420
13. ACCESS DOOR AT PARAPET BRACING. SEE DETAIL 27/A-420
14. ROOF ACCESS HATCH

ROOF PLAN
SCALE: 1/4"=1'-0"

Ono Hawaiian BBQ
EST 2021

THESE DRAWINGS AND SPECIFICATIONS AND IDEAS, DESIGNS AND ARRANGEMENTS REPRESENTED THEREBY ARE AND SHALL REMAIN THE PROPERTY OF **GWA ARCHITECTURE, INC.** AND NO PART THEREOF SHALL BE COPIED, DISCLOSED TO OTHERS OR USED IN CONNECTION WITH ANY WORK OR PROJECT OTHER THAN THE SPECIFIC PROJECT FOR WHICH THEY HAVE BEEN PREPARED AND DEVELOPED WITHOUT THE WRITTEN CONSENT OF **GWA ARCHITECTURE, INC.** VISUAL CONTACT WITH THESE DRAWINGS AND SPECIFICATIONS SHALL CONSTITUTE CONCLUSIVE EVIDENCE OF THESE RESTRICTIONS. WRITTEN DIMENSIONS ON THESE DRAWINGS SHALL HAVE PRECEDENCE OVER SCALED DIMENSIONS; CONTRACTORS SHALL VERIFY, AND BE RESPONSIBLE FOR ALL DIMENSIONS AND CONDITIONS ON THE JOB, AND THIS OFFICE MUST BE NOTIFIED OF ANY VARIATIONS FROM THE DIMENSIONS AND CONDITIONS SHOWN BY THESE DRAWINGS. SHOP DETAIL MUST BE SUBMITTED TO THIS OFFICE FOR REVIEW BEFORE PROCEEDING WITH THE FABRICATION.

ARCHITECT
GWA ARCHITECTURE
1000 Corporate Center Drive
Suite 500
Monterey Park, CA 91754
tel: (626) 288-6898
Member of The American Institute of Architects

STAMP

PROJECT NAME/ADDRESS:
Ono Hawaiian BBQ
RIVERSIDE, CA
3765 LA SIERRA AVE.
RIVERSIDE, CA 92505

REVISION / ISSUE DATE

NO.	DATE	DESCRIPTION
1	-	-
1	-	-

JOB NUMBER
ARCH PROJECT #: 23-066
STORE#: ONO-090

DRAWN BY	CHECKED BY
JB	JP

SHEET CONTENT
ROOF PLAN

SHEET NO.
A-110

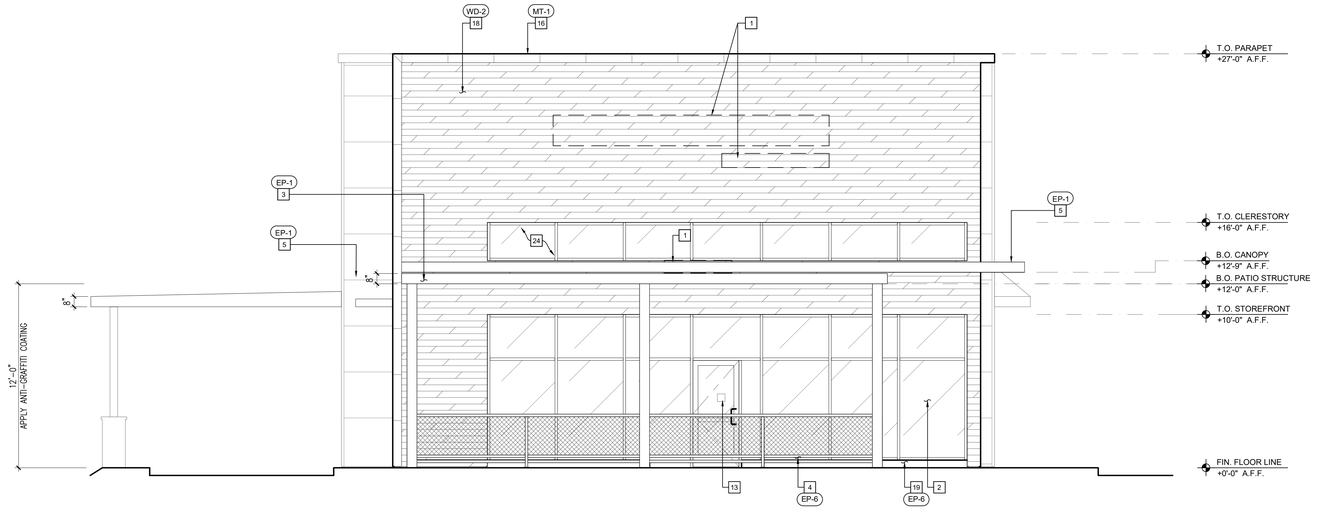

ELEVATION - SOUTHEAST

SCALE @ 1/4"=1'-0" (1)

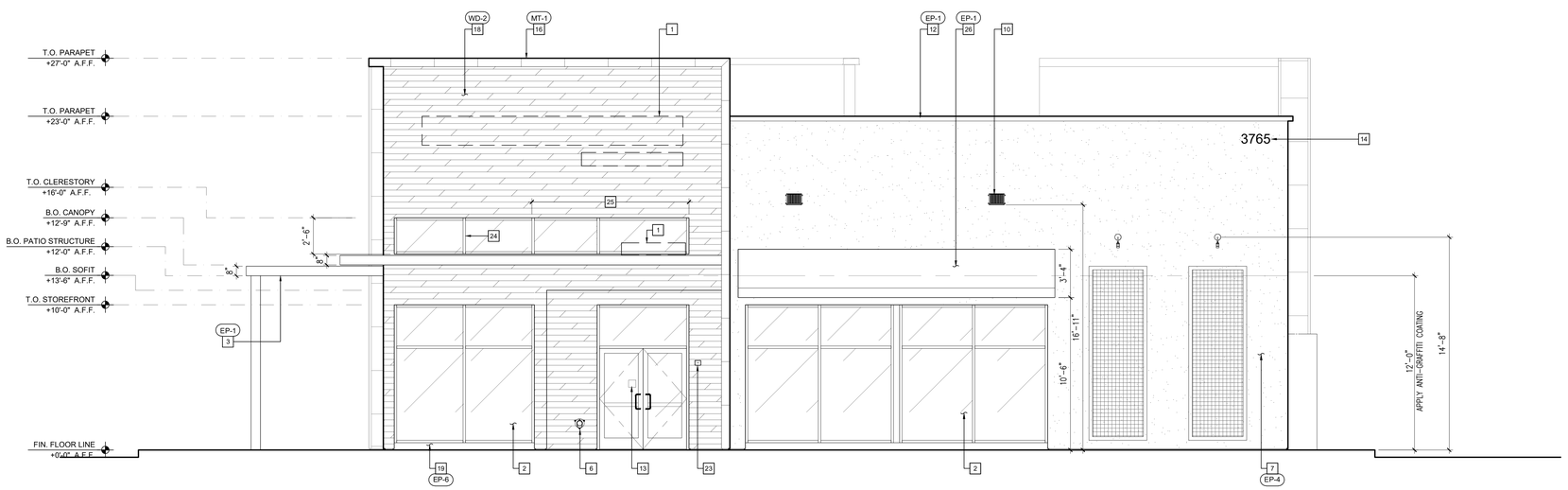

ELEVATION - NORTHEAST

SCALE @ 1/4"=1'-0" (2)

GENERAL NOTES

1. DOOR SCHEDULE, SEE (1 / A-601)
2. WINDOW SCHEDULE, SEE (1 / A-602)
3. VERIFY ON SITE SLAB/DECK HEIGHTS, SLOPES AND ELEVATIONS ON FLOOR PLAN AND SECTIONS
4. PROVIDE METAL PLASTER CONTROL JOINT AS SHOWN ON PLAN.
5. PAINT EXPOSED METAL FLASHING TO MATCH COLOR OF ADJACENT SURFACES.
6. PROVIDE FLASHING FOR ALL ITEMS PENETRATING EXTERIOR WALL CONSTRUCTION
7. EXTEND SUBSTRATE SHEATHING TO NEARASET INSIDE OR OUTSIDE WALL CORNER TO OBTAIN CONTINUOUS FLUSH WALL.
8. INSTALL ALL NEW GLAZING WITH A CERTIFYING LABEL ATTACHED, SHOWING U-VALUE.
9. PROVIDE TO THE OWNER A "CERTIFICATION OF COMPLIANCE" SIGNED BY THE GENERAL CONTRACTOR STATING THE MATERIALS WORKMANSHIP COMPLY WITH THE PLANS AND SPECIFICATIONS AFFECTING TITLE 24 ENERGY DESIGN REQUIREMENTS.
10. PROVIDE SAFETY GLAZING REQUIRED BY THE CALIFORNIA BUILDING CODE.
11. PROVIDE GLASS THICKNESS REQUIRED BY THE CALIFORNIA BUILDING CODE

ELEVATION PLAN KEY NOTES

1. ILLUMINATED BRAND SIGN. UNDER SEPARATE PERMIT G.C TO PROVIDE POWER PROVISION & BACKING/BLOCKING AS REQUIRED
2. ALUMINUM STOREFRONT SYSTEM AND DOORS WITH 1" LOW "E" INSULATED FLOAT GLASS/TEMPERED GLASS. PROVIDE SILL RECEPTOR WITH WEEPS. GC TO PROVIDE SHOP DRAWINGS FOR APPROVAL.

   COLOR: DARK BRONZE ANODIZED.
   U-VALUE: 0.36
   SHGC: 0.23 (SOLARBAN 67 (2) AZURIA+ CLEAR OR EQUAL)
3. PATIO COVER. SEE STRUCTURAL PLANS
4. 42"H A.F.F FLOOR MOUNTED CUSTOM METAL PATIO FENCE. VENDOR/MFR TO SUBMIT SHOP DRAWINGS FOR ONO CORP. APPROVAL.
5. PREFAB CANTILEVERED ALUMINUM AWNING/CANOPY, G-GUTTER, EXTRUDED DECK CANOPY BY AMERICAN PRODUCTS, INC. (API). PROVIDE COMPLETE SYSTEM PER MFR'S RECOMMENDATION.
6. ROOF OVERFLOW DRAIN DOWNSPOUT NOZZLE (POLISHED BRONZE) SEE DETAIL 7/A-420
7. PLASTER CEMENT (3 COATS) OVER METAL LATH OVER 2 LAYERS OF BUILDING PAPER (GRADE D) OVER PLYWOOD SHEATHING.
8. 4FT x 12FT GREEN SCREEN. GC TO PROVIDE BLOCKING AS REQUIRED
9. ELECTRICAL SWITCHGEAR/CABINET
10. LED WALL PACK. SEE A-104
11. DECORATIVE EXTERIOR LIGHT – SURFACE MOUNTED. SEE A-104
12. METAL CORNICE
13. INSTALL INTERNATIONAL SIGN OF ACCESSIBILITY. SEE DETAIL 7/G-107
14. INSTALL ILLUMINATED BUILDING ADDRESS SIGN PER THE CITY OF RIVERSIDE ORDINANCE NO. 7612 § 16.24.030
16. METAL WALL PANEL, 36"W x 10'-0"L
17. DRIVE-THRU WINDOW. QUICKSERV MODEL: SS-4035E
18. RECLAIMED WOOD SIDING
19. CONCRETE CURB – PAINT TO MATCH STOREFRONT DARK BRONZE
20. EXTERIOR METAL DOOR
21. NOT USED
22. 4"ø MIN. POUR-IN-PLACE BOLLARD IN YELLOW PAINT
23. PROVIDE KNOX RAPID ENTRY SYSTEM LOCK BOX @ 6'-0" A.F.F PER CFC SECTION 506 (INSTALL PER MANUFACTURER'S REQUIREMENTS)
24. CLERESTORY WINDOW SEE DETAIL 5/A-421
25. INSTALL BLACK OPAQUE WINDOW FILM ON INTERIOR SIDE
26. ALUMINUM FRAMED AWNING

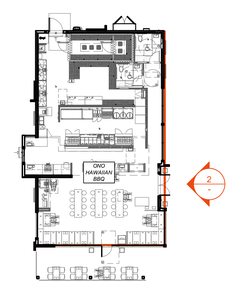

KEY PLAN

SCALE: NTS

Ono Hawaiian BBQ EST 2021

THESE DRAWINGS AND SPECIFICATIONS AND IDEAS, DESIGNS AND ARRANGEMENTS REPRESENTED THEREBY ARE AND SHALL REMAIN THE PROPERTY OF **GWA ARCHITECTURE, INC.** AND NO PART THEREOF SHALL BE COPIED, DISCLOSED TO OTHERS OR USED IN CONNECTION WITH ANY WORK OR PROJECT OTHER THAN THE SPECIFIC PROJECT FOR WHICH THEY HAVE BEEN PREPARED AND DEVELOPED WITHOUT THE WRITTEN CONSENT OF **GWA ARCHITECTURE, INC.** VISUAL CONTACT WITH THESE DRAWINGS AND SPECIFICATIONS SHALL CONSTITUTE CONCLUSIVE EVIDENCE OF THESE RESTRICTIONS. WRITTEN DIMENSIONS ON THESE DRAWINGS SHALL HAVE PRECEDENCE OVER SCALED DIMENSIONS; CONTRACTORS SHALL VERIFY, AND BE RESPONSIBLE FOR ALL DIMENSIONS AND CONDITIONS ON THE JOB, AND THIS OFFICE MUST BE NOTIFIED OF ANY VARIATIONS FROM THE DIMENSIONS AND CONDITIONS SHOWN BY THESE DRAWINGS. SHOP DETAIL MUST BE SUBMITTED TO THIS OFFICE FOR REVIEW BEFORE PROCEEDING WITH THE FABRICATION.

ARCHITECT

GWA ARCHITECTURE
1000 Corporate Center Drive
Suite 550
Monterey Park, CA 91754
tel: (626) 289-6898
Member of The American Institute of Architects

STAMP

PROJECT NAME/ADDRESS:

Ono Hawaiian BBQ
RIVERSIDE, CA

3765 LA SIERRA AVE.
RIVERSIDE, CA 92505

REVISION / ISSUE DATE

NO.	DATE	DESCRIPTION
1	–	–
1	–	–

JOB NUMBER

ARCH PROJECT #: 23-066
STORE#: ONO-090

DRAWN BY	CHECKED BY
JB	JP

SHEET CONTENT

EXTERIOR ELEVATION

SHEET NO.

A-200

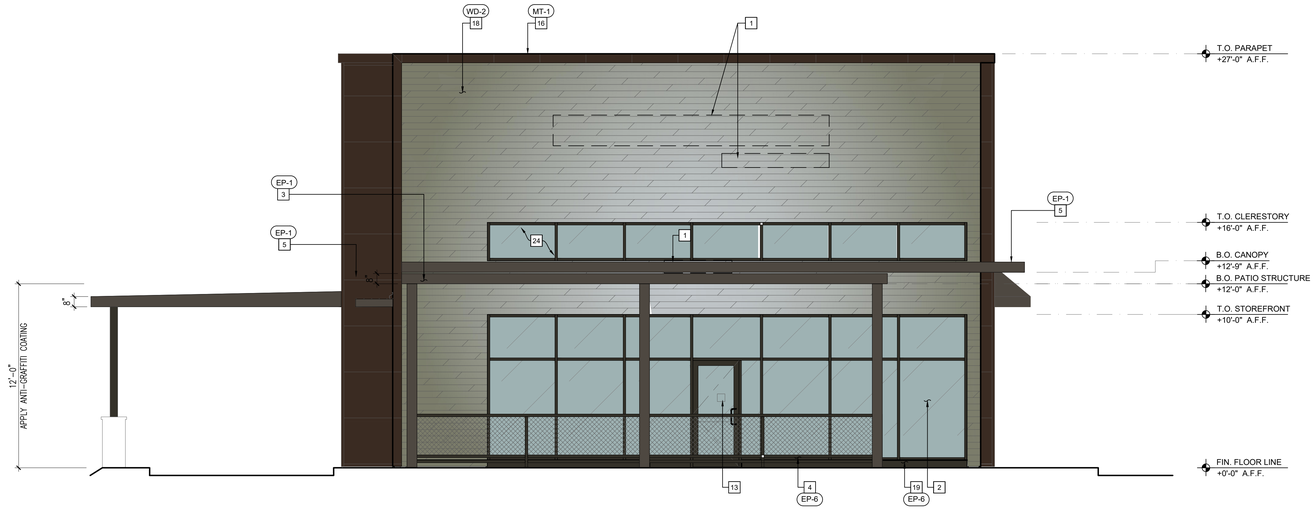

ELEVATION - SOUTHEAST (1)
SCALE @ 1/4"=1'-0"

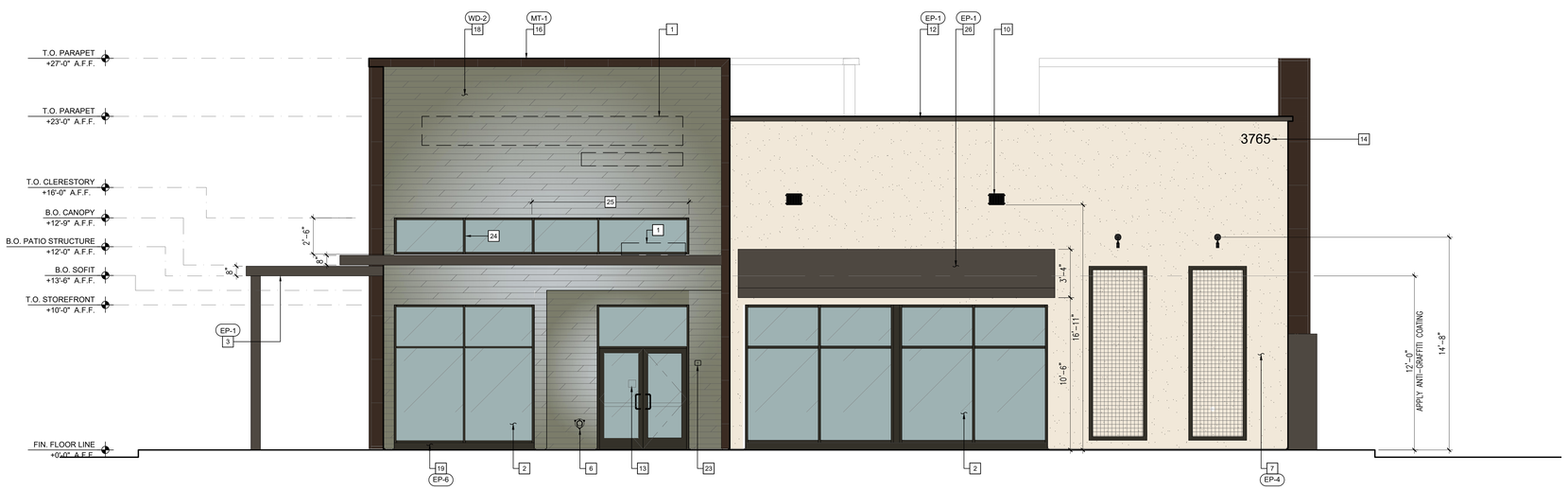

ELEVATION - NORTHEAST (2)
SCALE @ 1/4"=1'-0"

GENERAL NOTES

1. DOOR SCHEDULE, SEE 1/A-601
2. WINDOW SCHEDULE, SEE 1/A-602
3. VERIFY ON SITE SLAB/DECK HEIGHTS, SLOPES AND ELEVATIONS ON FLOOR PLAN AND SECTIONS
4. PROVIDE METAL PLASTER CONTROL JOINT AS SHOWN ON PLAN.
5. PAINT EXPOSED METAL FLASHING TO MATCH COLOR OF ADJACENT SURFACES.
6. PROVIDE FLASHING FOR ALL ITEMS PENETRATING EXTERIOR WALL CONSTRUCTION
7. EXTEND SUBSTRATE SHEATHING TO NEARASET INSIDE OR OUTSIDE WALL CORNER TO OBTAIN CONTINUOUS FLUSH WALL.
8. INSTALL ALL NEW GLAZING WITH A CERTIFYING LABEL ATTACHED, SHOWING U-VALUE.
9. PROVIDE TO THE OWNER A "CERTIFICATION OF COMPLIANCE" SIGNED BY THE GENERAL CONTRACTOR STATING THE MATERIALS WORKMANSHIP COMPLY WITH THE PLANS AND SPECIFICATIONS AFFECTING TITLE 24 ENERGY DESIGN REQUIREMENTS.
10. PROVIDE SAFETY GLAZING REQUIRED BY THE CALIFORNIA BUILDING CODE.
11. PROVIDE GLASS THICKNESS REQUIRED BY THE CALIFORNIA BUILDING CODE

ELEVATION PLAN KEY NOTES

1. ILLUMINATED BRAND SIGN. UNDER SEPARATE PERMIT G.C TO PROVIDE POWER PROVISION & BACKING/BLOCKING AS REQUIRED
2. ALUMINUM STOREFRONT SYSTEM AND DOORS WITH 1" LOW "E" INSULATED FLOAT GLASS/TEMPERED GLASS. PROVIDE SILL RECEPTOR WITH WEEPS. GC TO PROVIDE SHOP DRAWINGS FOR APPROVAL.

   COLOR: DARK BRONZE ANODIZED.
   U-VALUE: 0.36
   SHGC: 0.23 (SOLARBAN 67 (2) AZURIA+ CLEAR OR EQUAL)
3. PATIO COVER. SEE STRUCTURAL PLANS
4. 42"H A.F.F FLOOR MOUNTED CUSTOM METAL PATIO FENCE. VENDOR/MFR TO SUBMIT SHOP DRAWINGS FOR ONO CORP. APPROVAL.
5. PREFAB CANTILEVERED ALUMINUM AWNING/CANOPY, G-GUTTER, EXTRUDED DECK CANOPY BY AMERICAN PRODUCTS, INC. (API). PROVIDE COMPLETE SYSTEM PER MFR'S RECOMMENDATION.
6. ROOF OVERFLOW DRAIN DOWNSPOUT NOZZLE (POLISHED BRONZE) SEE DETAIL 7/A-420
7. PLASTER CEMENT (3 COATS) OVER METAL LATH OVER 2 LAYERS OF BUILDING PAPER (GRADE D) OVER PLYWOOD SHEATHING.
8. 4FT x 12FT GREEN SCREEN. GC TO PROVIDE BLOCKING AS REQUIRED
9. ELECTRICAL SWITCHGEAR/CABINET
10. LED WALL PACK. SEE A-104
11. DECORATIVE EXTERIOR LIGHT – SURFACE MOUNTED. SEE A-104
12. METAL CORNICE
13. INSTALL INTERNATIONAL SIGN OF ACCESSIBILITY. SEE DETAIL 7/G-107
14. INSTALL ILLUMINATED BUILDING ADDRESS SIGN PER THE CITY OF RIVERSIDE ORDINANCE NO. 7612 § 16.24.030
16. METAL WALL PANEL, 36"W x 10'-0"L
17. DRIVE-THRU WINDOW. QUICKSERV MODEL: SS-4035E
18. RECLAIMED WOOD SIDING
19. CONCRETE CURB – PAINT TO MATCH STOREFRONT DARK BRONZE
20. EXTERIOR METAL DOOR
21. NOT USED
22. 4"ø MIN. POUR-IN-PLACE BOLLARD IN YELLOW PAINT
23. PROVIDE KNOX RAPID ENTRY SYSTEM LOCK BOX @ 6'-0" A.F.F PER CFC SECTION 506 (INSTALL PER MANUFACTURER'S REQUIREMENTS)
24. CLERESTORY WINDOW SEE DETAIL 5/A-421
25. INSTALL BLACK OPAQUE WINDOW FILM ON INTERIOR SIDE
26. ALUMINUM FRAMED AWNING

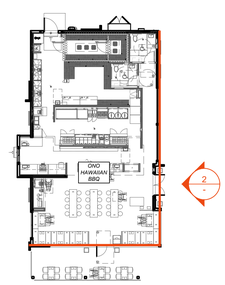

KEY PLAN
SCALE: NTS

Ono Hawaiian BBQ EST 2021

THESE DRAWINGS AND SPECIFICATIONS AND IDEAS, DESIGNS AND ARRANGEMENTS REPRESENTED THEREBY ARE AND SHALL REMAIN THE PROPERTY OF **GWA ARCHITECTURE, INC.**, AND NO PART THEREOF SHALL BE COPIED, DISCLOSED TO OTHERS OR USED IN CONNECTION WITH ANY WORK OR PROJECT OTHER THAN THE SPECIFIC PROJECT FOR WHICH THEY HAVE BEEN PREPARED AND DEVELOPED WITHOUT THE WRITTEN CONSENT OF **GWA ARCHITECTURE, INC.** VISUAL CONTACT WITH THESE DRAWINGS AND SPECIFICATIONS SHALL CONSTITUTE CONCLUSIVE EVIDENCE OF THESE RESTRICTIONS. WRITTEN DIMENSIONS ON THESE DRAWINGS SHALL HAVE PRECEDENCE OVER SCALED DIMENSIONS; CONTRACTORS SHALL VERIFY, AND BE RESPONSIBLE FOR ALL DIMENSIONS AND CONDITIONS ON THE JOB, AND THIS OFFICE MUST BE NOTIFIED OF ANY VARIATIONS FROM THE DIMENSIONS AND CONDITIONS SHOWN BY THESE DRAWINGS. SHOP DETAIL MUST BE SUBMITTED TO THIS OFFICE FOR REVIEW BEFORE PROCEEDING WITH THE FABRICATION.

ARCHITECT
GWA ARCHITECTURE
1000 Corporate Center Drive
Suite 550
Monterey Park, CA 91754
tel: (626) 289-6566
Member of The American Institute of Architects

STAMP

PROJECT NAME/ADDRESS:
Ono Hawaiian BBQ
RIVERSIDE, CA
3765 LA SIERRA AVE.
RIVERSIDE, CA 92505

REVISION / ISSUE DATE

NO.	DATE	DESCRIPTION
1	–	–
1	–	–

JOB NUMBER
ARCH PROJECT #: 23-066
STORE#: ONO-090

DRAWN BY	CHECKED BY
JB	JP

SHEET CONTENT
EXTERIOR ELEVATION

SHEET NO.
A-200

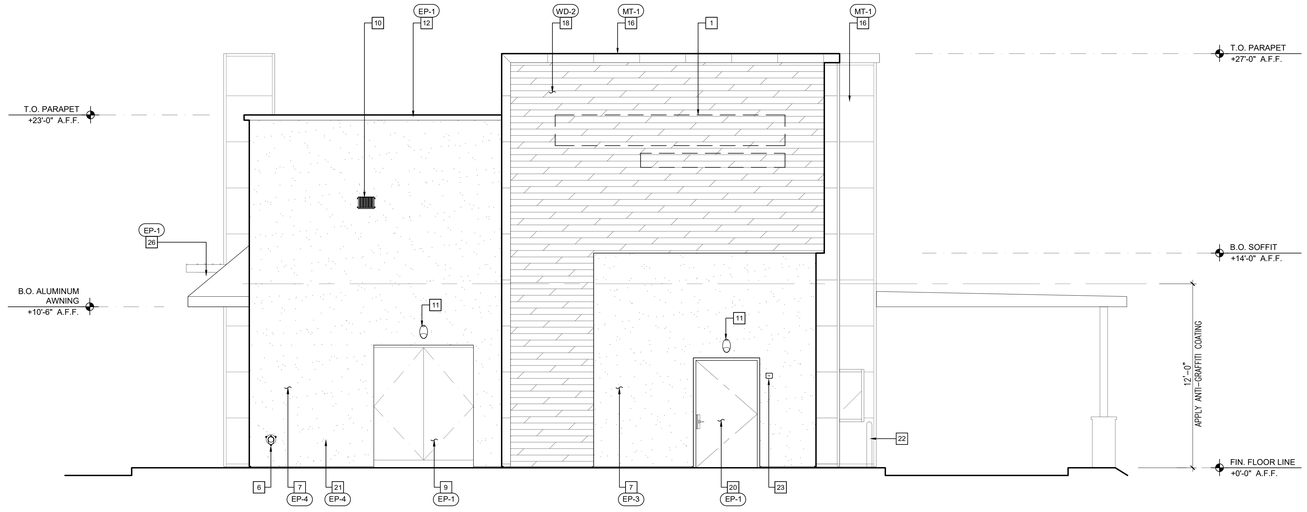

ELEVATION - NORTHWEST 1
SCALE @ 1/4"=1'-0"

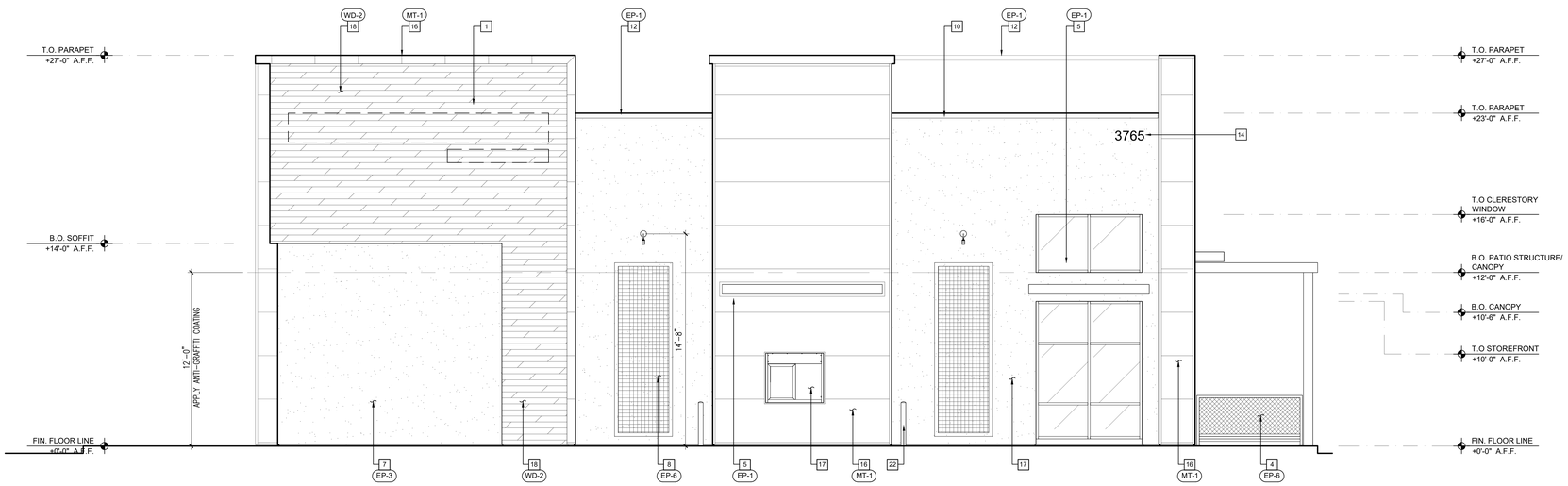

ELEVATION - SOUTHWEST 2
SCALE @ 1/4=1'-0"

GENERAL NOTES

1. DOOR SCHEDULE, SEE 1/A-601
2. WINDOW SCHEDULE, SEE 1/A-602
3. VERIFY ON SITE SLAB/DECK HEIGHTS, SLOPES AND ELEVATIONS ON FLOOR PLAN AND SECTIONS
4. PROVIDE METAL PLASTER CONTROL JOINT AS SHOWN ON PLAN.
5. PAINT EXPOSED METAL FLASHING TO MATCH COLOR OF ADJACENT SURFACES.
6. PROVIDE FLASHING FOR ALL ITEMS PENETRATING EXTERIOR WALL CONSTRUCTION
7. EXTEND SUBSTRATE SHEATHING TO NEARASET INSIDE OR OUTSIDE WALL CORNER TO OBTAIN CONTINUOUS FLUSH WALL.
8. INSTALL ALL NEW GLAZING WITH A CERTIFYING LABEL ATTACHED, SHOWING U-VALUE.
9. PROVIDE TO THE OWNER A "CERTIFICATION OF COMPLIANCE" SIGNED BY THE GENERAL CONTRACTOR STATING THE MATERIALS WORKMANSHIP COMPLY WITH THE PLANS AND SPECIFICATIONS AFFECTING TITLE 24 ENERGY DESIGN REQUIREMENTS.
10. PROVIDE SAFETY GLAZING REQUIRED BY THE CALIFORNIA BUILDING CODE.
11. PROVIDE GLASS THICKNESS REQUIRED BY THE CALIFORNIA BUILDING CODE

ELEVATION PLAN KEY NOTES

1. ILLUMINATED BRAND SIGN. UNDER SEPARATE PERMIT G.C TO PROVIDE POWER PROVISION & BACKING/BLOCKING AS REQUIRED
2. ALUMINUM STOREFRONT SYSTEM AND DOORS WITH 1" LOW "E" INSULATED FLOAT GLASS/TEMPERED GLASS. PROVIDE SILL RECEPTOR WITH WEEPS. GC TO PROVIDE SHOP DRAWINGS FOR APPROVAL.

   COLOR: DARK BRONZE ANODIZED.
   U-VALUE: 0.36
   SHGC: 0.23 (SOLARBAN 67 (2) AZURIA+ CLEAR OR EQUAL)
3. PATIO COVER. SEE STRUCTURAL PLANS
4. 42"H A.F.F FLOOR MOUNTED CUSTOM METAL PATIO FENCE. VENDOR/MFR TO SUBMIT SHOP DRAWINGS FOR ONO CORP. APPROVAL.
5. PREFAB CANTILEVERED ALUMINUM AWNING/CANOPY, G-GUTTER, EXTRUDED DECK CANOPY BY AMERICAN PRODUCTS, INC. (API). PROVIDE COMPLETE SYSTEM PER MFR'S RECOMMENDATION.
6. ROOF OVERFLOW DRAIN DOWNSPOUT NOZZLE (POLISHED BRONZE) SEE DETAIL 7/A-420
7. PLASTER CEMENT (3 COATS) OVER METAL LATH OVER 2 LAYERS OF BUILDING PAPER (GRADE D) OVER PLYWOOD SHEATHING.
8. 4FT x 12FT GREEN SCREEN. GC TO PROVIDE BLOCKING AS REQUIRED
9. ELECTRICAL SWITCHGEAR/CABINET
10. LED WALL PACK. SEE A-104
11. DECORATIVE EXTERIOR LIGHT – SURFACE MOUNTED. SEE A-104
12. METAL CORNICE
13. INSTALL INTERNATIONAL SIGN OF ACCESSIBILITY. SEE DETAIL 7/G-107
14. INSTALL ILLUMINATED BUILDING ADDRESS SIGN PER THE CITY OF RIVERSIDE ORDINANCE NO. 7612 § 16.24.030
16. METAL WALL PANEL, 36"W x 10'-0"L
17. DRIVE-THRU WINDOW. QUICKSERV MODEL: SS-4035E
18. RECLAIMED WOOD SIDING
19. CONCRETE CURB – PAINT TO MATCH STOREFRONT DARK BRONZE
20. EXTERIOR METAL DOOR
21. NOT USED
22. 4"ø MIN. POUR-IN-PLACE BOLLARD IN YELLOW PAINT
23. PROVIDE KNOX RAPID ENTRY SYSTEM LOCK BOX @ 6'-0" A.F.F PER CFC SECTION 506 (INSTALL PER MANUFACTURER'S REQUIREMENTS)
24. CLERESTORY WINDOW SEE DETAIL 5/A-421
25. INSTALL BLACK OPAQUE WINDOW FILM ON INTERIOR SIDE
26. ALUMINUM FRAMED AWNING

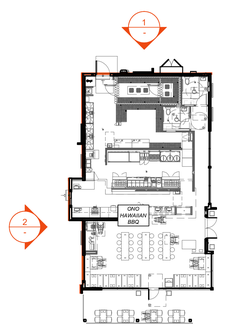

KEY PLAN
SCALE: NTS

Ono Hawaiian BBQ EST 2021

THESE DRAWINGS AND SPECIFICATIONS AND IDEAS, DESIGNS AND ARRANGEMENTS REPRESENTED THEREBY ARE AND SHALL REMAIN THE PROPERTY OF **GWA ARCHITECTURE, INC.**, AND NO PART THEREOF SHALL BE COPIED, DISCLOSED TO OTHERS OR USED IN CONNECTION WITH ANY WORK OR PROJECT OTHER THAN THE SPECIFIC PROJECT FOR WHICH THEY HAVE BEEN PREPARED AND DEVELOPED WITHOUT THE WRITTEN CONSENT OF **GWA ARCHITECTURE, INC.** VISUAL CONTACT WITH THESE DRAWINGS AND SPECIFICATIONS SHALL CONSTITUTE CONCLUSIVE EVIDENCE OF THESE RESTRICTIONS. WRITTEN DIMENSIONS ON THESE DRAWINGS SHALL HAVE PRECEDENCE OVER SCALED DIMENSIONS; CONTRACTORS SHALL VERIFY, AND BE RESPONSIBLE FOR ALL DIMENSIONS AND CONDITIONS ON THE JOB, AND THIS OFFICE MUST BE NOTIFIED OF ANY VARIATIONS FROM THE DIMENSIONS AND CONDITIONS SHOWN BY THESE DRAWINGS. SHOP DETAIL MUST BE SUBMITTED TO THIS OFFICE FOR REVIEW BEFORE PROCEEDING WITH THE FABRICATION.

ARCHITECT

GWA ARCHITECTURE
1000 Corporate Center Drive
Suite 550
Monterey Park, CA 91754
tel: (626) 288-6898
Member of The American Institute of Architects

STAMP

PROJECT NAME/ADDRESS:

Ono Hawaiian BBQ
RIVERSIDE, CA

3765 LA SIERRA AVE.
RIVERSIDE, CA 92505

REVISION / ISSUE DATE

NO.	DATE	DESCRIPTION
1	–	–
1	–	–

JOB NUMBER

ARCH PROJECT #: 23-066
STORE#: ONO-090

DRAWN BY	CHECKED BY
JB	JP

SHEET CONTENT

EXTERIOR ELEVATION

SHEET NO.

A-201

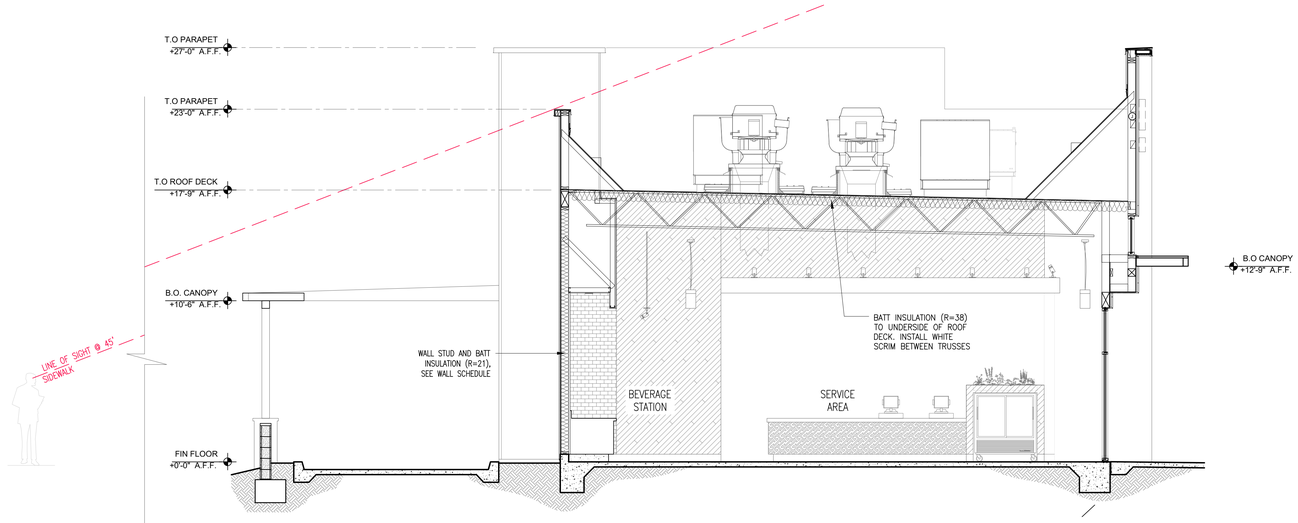

SECTION 1
SCALE @ 1/4"=1'-0"

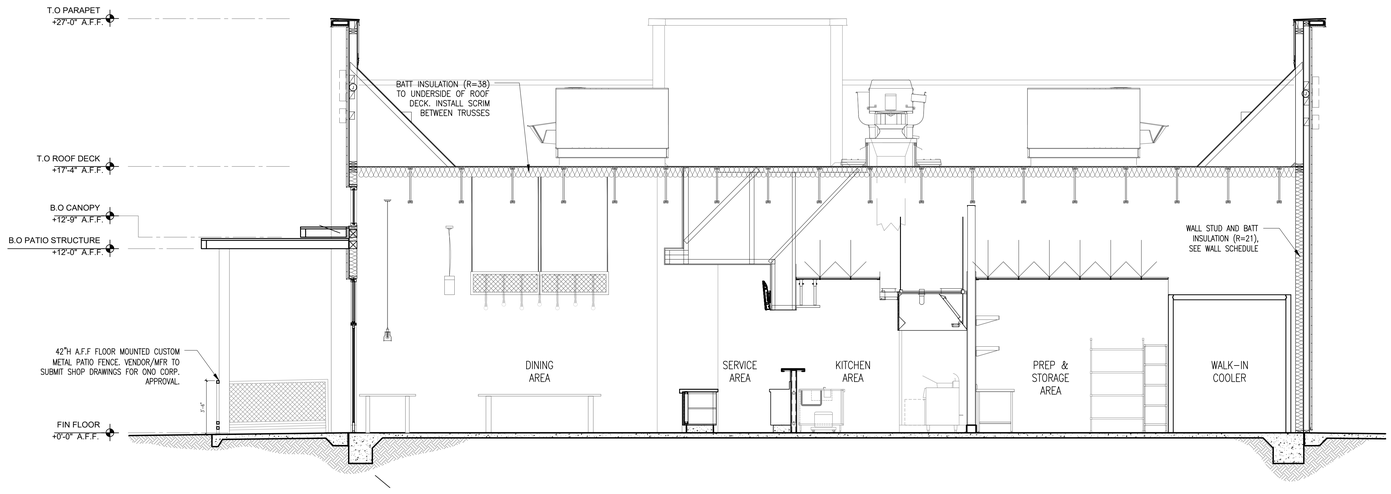

SECTION 2
SCALE @ 1/4"=1'-0"

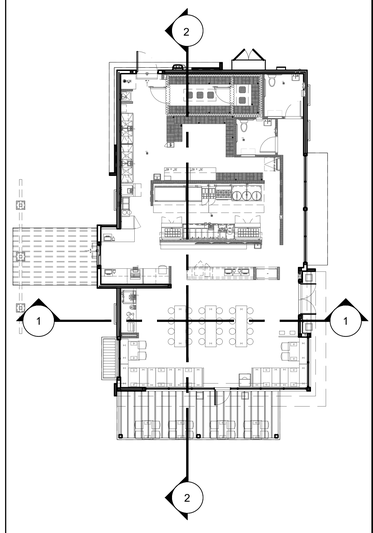

KEY PLAN
SCALE: NTS

Ono Hawaiian BBQ®
EST 2002

THESE DRAWINGS AND SPECIFICATIONS AND IDEAS, DESIGNS AND ARRANGEMENTS REPRESENTED THEREBY ARE AND SHALL REMAIN THE PROPERTY OF **GWA ARCHITECTURE, INC.**, AND NO PART THEREOF SHALL BE COPIED, DISCLOSED TO OTHERS OR USED IN CONNECTION WITH ANY WORK OR PROJECT OTHER THAN THE SPECIFIC PROJECT FOR WHICH THEY HAVE BEEN PREPARED AND DEVELOPED. WITHOUT THE WRITTEN CONSENT OF **GWA ARCHITECTURE, INC.** VISUAL CONTACT WITH THESE DRAWINGS AND SPECIFICATIONS SHALL CONSTITUTE CONCLUSIVE EVIDENCE OF THESE RESTRICTIONS. WRITTEN DIMENSIONS ON THESE DRAWINGS SHALL HAVE PRECEDENCE OVER SCALED DIMENSIONS; CONTRACTORS SHALL VERIFY, AND BE RESPONSIBLE FOR ALL DIMENSIONS AND CONDITIONS ON THE JOB, AND THIS OFFICE MUST BE NOTIFIED OF ANY VARIATIONS FROM THE DIMENSIONS AND CONDITIONS SHOWN BY THESE DRAWINGS. SHOP DETAIL MUST BE SUBMITTED TO THIS OFFICE FOR REVIEW BEFORE PROCEEDING WITH THE FABRICATION.

ARCHITECT

GWA ARCHITECTURE
1000 Corporate Center Drive
Suite 500
Monterey Park, CA 91754
tel: (626) 288-6898
Member of The American Institute of Architects

STAMP

PROJECT NAME/ADDRESS:

Ono Hawaiian BBQ
RIVERSIDE, CA

3765 LA SIERRA AVE.
RIVERSIDE, CA 92505

REVISION / ISSUE DATE

NO.	DATE	DESCRIPTION
1	--	-
1	--	-

JOB NUMBER

ARCH PROJECT #: 23-066
STORE#: ONO-090

DRAWN BY	CHECKED BY
JB	JP

SHEET CONTENT

BUILDING SECTIONS

SHEET NO.

A-300

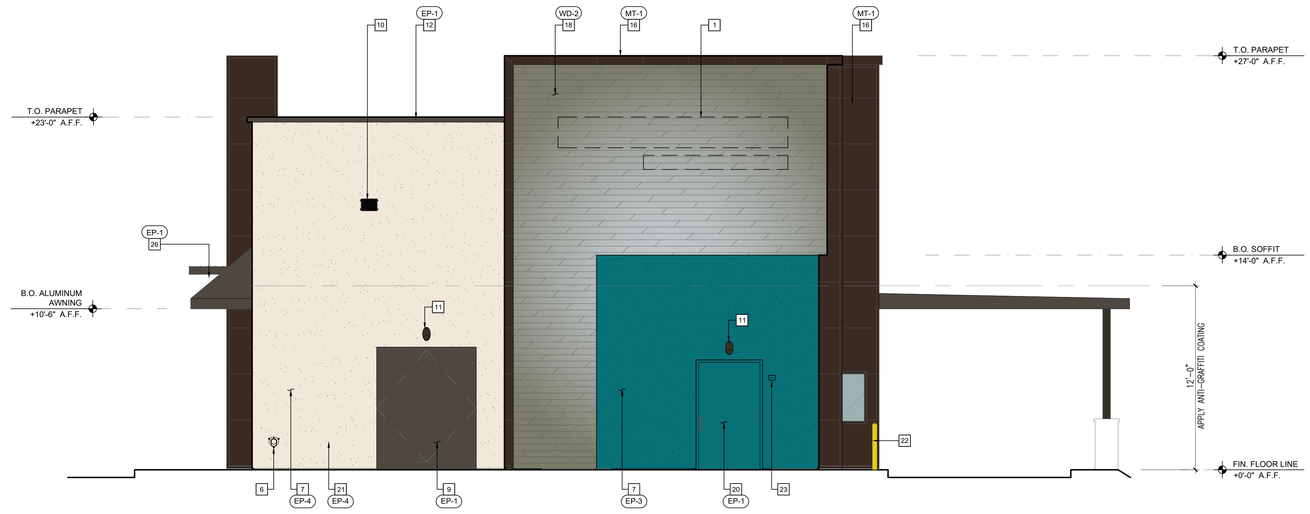

ELEVATION - NORTHWEST (1)
SCALE @ 1/4"=1'-0"

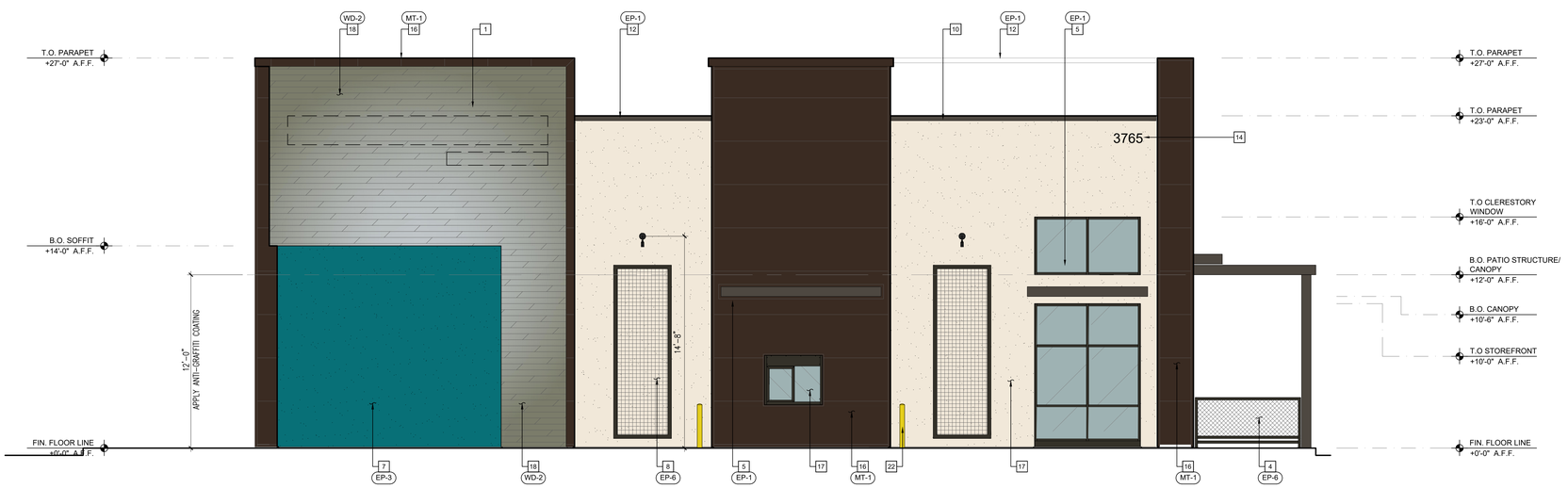

ELEVATION - SOUTHWEST (2)
SCALE @ 1/4"=1'-0"

GENERAL NOTES

1. DOOR SCHEDULE, SEE (1 / A-601)
2. WINDOW SCHEDULE, SEE (1 / A-602)
3. VERIFY ON SITE SLAB/DECK HEIGHTS, SLOPES AND ELEVATIONS ON FLOOR PLAN AND SECTIONS
4. PROVIDE METAL PLASTER CONTROL JOINT AS SHOWN ON PLAN.
5. PAINT EXPOSED METAL FLASHING TO MATCH COLOR OF ADJACENT SURFACES.
6. PROVIDE FLASHING FOR ALL ITEMS PENETRATING EXTERIOR WALL CONSTRUCTION
7. EXTEND SUBSTRATE SHEATHING TO NEARASET INSIDE OR OUTSIDE WALL CORNER TO OBTAIN CONTINUOUS FLUSH WALL.
8. INSTALL ALL NEW GLAZING WITH A CERTIFYING LABEL ATTACHED, SHOWING U-VALUE.
9. PROVIDE TO THE OWNER A "CERTIFICATION OF COMPLIANCE" SIGNED BY THE GENERAL CONTRACTOR STATING THE MATERIALS WORKMANSHIP COMPLY WITH THE PLANS AND SPECIFICATIONS AFFECTING TITLE 24 ENERGY DESIGN REQUIREMENTS.
10. PROVIDE SAFETY GLAZING REQUIRED BY THE CALIFORNIA BUILDING CODE.
11. PROVIDE GLASS THICKNESS REQUIRED BY THE CALIFORNIA BUILDING CODE

ELEVATION PLAN KEY NOTES

1. ILLUMINATED BRAND SIGN. UNDER SEPARATE PERMIT
   G.C TO PROVIDE POWER PROVISION & BACKING/BLOCKING AS REQUIRED
2. ALUMINUM STOREFRONT SYSTEM AND DOORS WITH 1" LOW "E" INSULATED FLOAT GLASS/TEMPERED GLASS. PROVIDE SILL RECEPTOR WITH WEEPS. GC TO PROVIDE SHOP DRAWINGS FOR APPROVAL.

   COLOR: DARK BRONZE ANODIZED.
   U-VALUE: 0.36
   SHGC: 0.23 (SOLARBAN 67 (2) AZURIA+ CLEAR OR EQUAL)
3. PATIO COVER. SEE STRUCTURAL PLANS
4. 42"H A.F.F FLOOR MOUNTED CUSTOM METAL PATIO FENCE. VENDOR/MFR TO SUBMIT SHOP DRAWINGS FOR ONO CORP. APPROVAL.
5. PREFAB CANTILEVERED ALUMINUM AWNING/CANOPY, G-GUTTER, EXTRUDED DECK CANOPY BY AMERICAN PRODUCTS, INC. (API). PROVIDE COMPLETE SYSTEM PER MFR'S RECOMMENDATION.
6. ROOF OVERFLOW DRAIN DOWNSPOUT NOZZLE (POLISHED BRONZE) SEE DETAIL 7/A-420
7. PLASTER CEMENT (3 COATS) OVER METAL LATH OVER 2 LAYERS OF BUILDING PAPER (GRADE D) OVER PLYWOOD SHEATHING.
8. 4FT x 12FT GREEN SCREEN. GC TO PROVIDE BLOCKING AS REQUIRED
9. ELECTRICAL SWITCHGEAR/CABINET
10. LED WALL PACK. SEE A-104
11. DECORATIVE EXTERIOR LIGHT – SURFACE MOUNTED. SEE A-104
12. METAL CORNICE
13. INSTALL INTERNATIONAL SIGN OF ACCESSIBILITY. SEE DETAIL 7/G-107
14. INSTALL ILLUMINATED BUILDING ADDRESS SIGN PER THE CITY OF RIVERSIDE ORDINANCE NO. 7612 § 16.24.030
16. METAL WALL PANEL, 36"W x 10'-0"L
17. DRIVE-THRU WINDOW. QUICKSERV MODEL: SS-4035E
18. RECLAIMED WOOD SIDING
19. CONCRETE CURB – PAINT TO MATCH STOREFRONT DARK BRONZE
20. EXTERIOR METAL DOOR
21. NOT USED
22. 4"ø MIN. POUR-IN-PLACE BOLLARD IN YELLOW PAINT
23. PROVIDE KNOX RAPID ENTRY SYSTEM LOCK BOX @ 6'-0" A.F.F PER CFC SECTION 506 (INSTALL PER MANUFACTURER'S REQUIREMENTS)
24. CLERESTORY WINDOW SEE DETAIL 5/A-421
25. INSTALL BLACK OPAQUE WINDOW FILM ON INTERIOR SIDE
26. ALUMINUM FRAMED AWNING

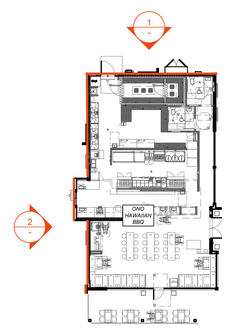

KEY PLAN
SCALE: NTS

Ono Hawaiian BBQ
EST 2021

THESE DRAWINGS AND SPECIFICATIONS AND IDEAS, DESIGNS AND ARRANGEMENTS REPRESENTED THEREBY ARE AND SHALL REMAIN THE PROPERTY OF **GWA ARCHITECTURE, INC.**; AND NO PART THEREOF SHALL BE COPIED, DISCLOSED TO OTHERS OR USED IN CONNECTION WITH ANY WORK OR PROJECT OTHER THAN THE SPECIFIC PROJECT FOR WHICH THEY HAVE BEEN PREPARED AND DEVELOPED WITHOUT THE WRITTEN CONSENT OF **GWA ARCHITECTURE, INC.** VISUAL CONTACT WITH THESE DRAWINGS AND SPECIFICATIONS SHALL CONSTITUTE CONCLUSIVE EVIDENCE OF THESE RESTRICTIONS. WRITTEN DIMENSIONS ON THESE DRAWINGS SHALL HAVE PRECEDENCE OVER SCALED DIMENSIONS; CONTRACTORS SHALL VERIFY, AND BE RESPONSIBLE FOR ALL DIMENSIONS AND CONDITIONS ON THE JOB, AND THIS OFFICE MUST BE NOTIFIED OF ANY VARIATIONS FROM THE DIMENSIONS AND CONDITIONS SHOWN BY THESE DRAWINGS. SHOP DETAIL MUST BE SUBMITTED TO THIS OFFICE FOR REVIEW BEFORE PROCEEDING WITH THE FABRICATION.

ARCHITECT
GWA ARCHITECTURE
1000 Corporate Center Drive
Suite 550
Monterey Park, CA 91754
tel: (626) 288-6998
Member of The American Institute of Architects

STAMP

PROJECT NAME/ADDRESS:
Ono Hawaiian BBQ
RIVERSIDE, CA
3765 LA SIERRA AVE.
RIVERSIDE, CA 92505

REVISION / ISSUE DATE

NO.	DATE	DESCRIPTION
1	–	–
1	–	–

JOB NUMBER
ARCH PROJECT #: 23-066
STORE#: ONO-090

DRAWN BY	CHECKED BY
JB	JP

SHEET CONTENT
EXTERIOR ELEVATION

SHEET NO.
A-201



EAST PERSPECTIVE
SCALE: N.T.S
2



SOUTH PERSPECTIVE
SCALE: N.T.S
1



WEST PERSPECTIVE
SCALE: N.T.S
3



DRIVE-THRU
SCALE: N.T.S
5



NORTH PERSPECTIVE
SCALE: N.T.S
4

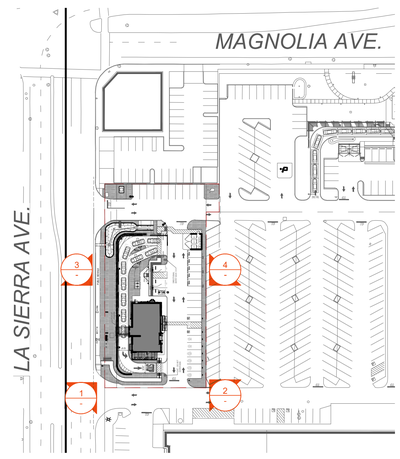

KEY MAP
SCALE: NTS
-
N

Ono Hawaiian BBQ
EST 2021

THESE DRAWINGS AND SPECIFICATIONS AND IDEAS, DESIGNS AND ARRANGEMENTS REPRESENTED THEREBY ARE AND SHALL REMAIN THE PROPERTY OF **GWA ARCHITECTURE, INC.** AND NO PART THEREOF SHALL BE COPIED, DISCLOSED TO OTHERS OR USED IN CONNECTION WITH ANY WORK OR PROJECT OTHER THAN THE SPECIFIC PROJECT FOR WHICH THEY HAVE BEEN PREPARED AND DEVELOPED WITHOUT THE WRITTEN CONSENT OF **GWA ARCHITECTURE, INC.** VISUAL CONTACT WITH THESE DRAWINGS AND SPECIFICATIONS SHALL CONSTITUTE CONCLUSIVE EVIDENCE OF THESE RESTRICTIONS. WRITTEN DIMENSIONS ON THESE DRAWINGS SHALL HAVE PRECEDENCE OVER SCALED DIMENSIONS; CONTRACTORS SHALL VERIFY, AND BE RESPONSIBLE FOR ALL DIMENSIONS AND CONDITIONS ON THE JOB, AND THIS OFFICE MUST BE NOTIFIED OF ANY VARIATIONS FROM THE DIMENSIONS AND CONDITIONS SHOWN BY THESE DRAWINGS. SHOP DETAIL MUST BE SUBMITTED TO THIS OFFICE FOR REVIEW BEFORE PROCEEDING WITH THE FABRICATION.

ARCHITECT

GWA
ARCHITECTURE
1000 Corporate Center Drive
Suite 550
Monterey Park, CA 91754
tel: (626) 288-6898
Member of The American Institute of Architects

STAMP

PROJECT NAME/ADDRESS:

Ono Hawaiian BBQ
RIVERSIDE, CA

3765 LA SIERRA AVE.
RIVERSIDE, CA 92505

REVISION / ISSUE DATE

NO.	DATE	DESCRIPTION
1	-	-
1	-	-

JOB NUMBER

ARCH PROJECT #: 23-066
STORE#: ONO-090

DRAWN BY	CHECKED BY
JB	JP

SHEET CONTENT

3D RENDERING

SHEET NO.

A-205















CMU	DRIVE-THRU WALL SCREENING	MANUFACTURER:	RCP BLOCK & BRICK
		COLOR:	NATURAL GRAY (STOCK COLOR)
		SERIES:	
		FINISH:	SPLIT FACE
		DESCRIPTION:	CONCRETE BLOCK
		REMARK:	https://www.rcpblock.com/block-splitface.html
WD-2	EXTERIOR FAÇADE	MANUFACTURER:	RECLAIMED WOOD OF THE WORLD
		COLOR:	SNOW DRFIT
		SERIES:	
		FINISH:	
		DESCRIPTION:	RECLAIMED BARN WOOD
		REMARK:	1"THK
			MIXED HARD WOOD
MT-1	EXTERIOR FAÇADE	MANUFACTURER:	CUSTOM
		COLOR:	CARDINAL BR 251
		SERIES:	
		FINISH:	POWDER COATED
		DESCRIPTION:	36"x120" METAL FLAT SHEET PANEL
		REMARK:	24 GAUGE
EP-1	PATIO STRUCTURE / CANOPY / COPING / ELEC CABINET	MANUFACTURER:	SHERWIN WILLIAMS
		COLOR:	SW7020 BLACK FOX
		WALL FINISH:	SEMI-GLOSS
		CEILING FINISH:	SEMI-GLOSS
		DESCRIPTION:	-
		REMARK:	
EP-3	EXTERIOR FAÇADE	MANUFACTURER:	SHERWIN WILLIAMS
		COLOR:	SW 6769 MAXI TEAL
		WALL FINISH:	STUCCO
		CEILING FINISH:	-
		DESCRIPTION:	-
		REMARK:	ACCENT WALL
EP-4	SEE RCP/ WALL FINISH PLAN	MANUFACTURER:	SHERWIN WILLIAMS
		COLOR:	SW 7042 SHOJI WHITE
		WALL FINISH:	STUCCO
		CEILING FINISH:	
		DESCRIPTION:	-
EP-6	PATIO RAILING / GREEN SCREEN	MANUFACTURER:	-
		COLOR:	MATCH DARK BRONZE STOREFRONT FRAMING
		WALL FINISH:	
		CEILING FINISH:	
		DESCRIPTION:	PATIO RAILINGS & GREEN SCREEN
		REMARK:	APPLY LATEX RIMER/SEALER ON METAL

Ono Hawaiian BBQ
EST 2021

THESE DRAWINGS AND SPECIFICATIONS AND IDEAS, DESIGNS AND ARRANGEMENTS REPRESENTED THEREBY ARE AND SHALL REMAIN THE PROPERTY OF **GWA ARCHITECTURE, INC.**, AND NO PART THEREOF SHALL BE COPIED, DISCLOSED TO OTHERS OR USED IN CONNECTION WITH ANY WORK OR PROJECT OTHER THAN THE SPECIFIC PROJECT FOR WHICH THEY HAVE BEEN PREPARED AND DEVELOPED WITHOUT THE WRITTEN CONSENT OF **GWA ARCHITECTURE, INC.** VISUAL CONTACT WITH THESE DRAWINGS AND SPECIFICATIONS SHALL CONSTITUTE CONCLUSIVE EVIDENCE OF THESE RESTRICTIONS. WRITTEN DIMENSIONS ON THESE DRAWINGS SHALL HAVE PRECEDENCE OVER SCALED DIMENSIONS; CONTRACTORS SHALL VERIFY, AND BE RESPONSIBLE FOR ALL DIMENSIONS AND CONDITIONS ON THE JOB, AND THIS OFFICE MUST BE NOTIFIED OF ANY VARIATIONS FROM THE DIMENSIONS AND CONDITIONS SHOWN BY THESE DRAWINGS. SHOP DETAIL MUST BE SUBMITTED TO THIS OFFICE FOR REVIEW BEFORE PROCEEDING WITH THE FABRICATION.

ARCHITECT

GWA
ARCHITECTURE
1900 Corporate Center Drive
Suite 550
Monterey Park, CA 91754
tel: (626) 288-6898
Member of The American Institute of Architects

STAMP

PROJECT NAME/ADDRESS:

Ono Hawaiian BBQ
RIVERSIDE, CA

3765 LA SIERRA AVE.
RIVERSIDE, CA 92505

REVISION / ISSUE DATE

NO.	DATE	DESCRIPTION
1	–	–
1	–	–

JOB NUMBER

ARCH PROJECT #: 23-066
STORE#: ONO-090

DRAWN BY	CHECKED BY
JB	JP

SHEET CONTENT

MATERIAL BOARD

SHEET NO.

MB