

Riverside Fire Department Master Plan Phase 1 Implementation

Fire Department

Safety, Wellness, and Youth Committee

June 17, 2026




RiversideCA.gov

AP TRITON MASTER PLAN




- **Leading Public Safety Consulting Firm**
- **Expertise across Fire Service, Emergency Medical Services (EMS), Law, and life-safety programs.**
- **Proven experience in Master Plans, Strat Plans, SOC/CRA, and EMS analysis.**



Finalized and presented to City Council on January 13, 2026



KEY FINDINGS FROM MASTER PLAN STUDY



Response Times are Longer Than Accepted Performance Targets



Service Demand Is Growing Faster Than Capacity



High Call Concurrency Creates System Overload



Current Staffing Levels Are Insufficient to Meet Service Demand



Fire Station Infrastructure Must Expand and Modernize

3

RiversideCA.gov/Fire

STUDY RESULTS – RIGHT SIZING STAFFING

Current Staffing Levels

Year	Population	Ratio (per 1,000)	Firefighters	Current Response Time
2025	325,000	0.69	225	7:18

Phase 1: Correct Current Response Deficit (Immediate Need)

Year	Population	Ratio (per 1,000)	Firefighters	Staffing Increase	Projected Response Time
2026	325,000	0.95	309	+84	6:00

Phase 2: Maintain Response Performance as the City Grows (Sustained Growth)

Year	Estimated Population	Ratio (per 1,000)	Firefighters	Incremental Staffing Increase	Projected Response Time
2030	345,500	0.95	328	+19	6:00
2035	366,000	0.95	348	+20	6:00
2040	386,500	0.95	367	+19	6:00



4

RiversideCA.gov/Fire

PHASE 1

Phase 1 (2026): Correct Current Response Deficit and Support Added Units (Immediate Need)

Stations Requiring Remodel or Relocation
Station 4 - Rebuild / Relocate to accommodate additional unit
Station 8 - Rebuild / Relocate to accommodate additional unit
Station 10 - Rebuild / Relocate due to facility condition / location
Station 12 - Rebuild / Relocate to accommodate additional unit

New Stations Required
Station 15 - New Station in Ward 4
Station 16 - New Station in Ward 1

Equipment Required
7 additional Engines, Trucks, or Squads

Phase 1 corrects existing infrastructure and equipment shortfalls, allowing the City to deploy added staffing, reduce overload conditions, and improve response times immediately.



5

PHASE 2

Phase 2: Maintain our Response Capability (Sustained Growth)

Year	Station	Needs
2028	7	Phase 2 - Rebuild / Relocate to accommodate additional unit
	2	Renovate
2031	9	Phase 2 - Rebuild / Relocate to accommodate additional unit
	3	Renovate
2034	11	Phase 2 - Rebuild / Relocate to accommodate additional unit
	5	Renovate
2037	6	Phase 2 - Rebuild / Relocate to accommodate additional unit
	13	Renovate
2040	14	Phase 2 - Rebuild / Relocate to accommodate additional unit
	1	Renovate



6

PHASE 1 - 2026 / 2027

PERSONNEL

3 Squads Activated – Squads 4,8,12

4 Person Engines

30 FTE Added

- Three additional squad companies expand system capacity
- Phase 1 is projected to reduce system-wide call concurrency by approximately 10,000 incidents per year.
- All squad apparatus and equipment are already owned by the department

INFRASTRUCTURE

2 Station Modifications – Station 4,8

Station 10, 15, & 16 Fire Station Projects

- Fire Station 4 & 8 will require one room to be constructed to accommodate the additional staffing. Tough Sheds to be purchased to move all equipment that currently occupies in the new room space.
- Coordinate with City of Riverside Real Property and identify of parcels and locations for Fire Stations 10, 15, & 16.
- Fire Department and General Service to identify a vendor to develop Fire Station plans.



PHASE 1 - 2027 / 2028

PERSONNEL

Engine 15 Placed in Service

Third Battalion Added

15 FTE Added

- Improved response times and coverage in Ward 4
- Reduced call concurrency and unit saturation
- Better battalion-level supervision and incident command
- Immediate system capacity gains aligned with AP Triton SOC findings

INFRASTRUCTURE

Station 15 Temporary Station – Ward 4

Station 15 Construction Planning

Third Battalion Added

- Improved response times and coverage in Ward 4
- Purchase mobile units and temporary apparatus bay fire station and personnel
- Better battalion-level supervision and incident command
- Immediate system capacity gains aligned with AP Triton SOC findings



PHASE 1 – 2028 / 2029

PERSONNEL

Engine 16 Placed in Service 12 FTE Added

- Improved response times and coverage in Ward 1
- Reduced call concurrency and unit saturation
- Immediate system capacity gains aligned with AP Triton SOC findings

INFRASTRUCTURE

Station 15 Temporary Station – Ward 4 Station 15 Construction Planning

- Improved response times and coverage in Ward 4
- Purchase mobile units and temporary apparatus bay fire station and personnel
- Immediate system capacity gains aligned with AP Triton SOC findings



9

EE1

TEMPORARY FIRE STATION



10



PHASE 1 - SUMMARY

Facilities
3 Renovated / 1 Replaced /
2 New Stations

16 Total Stations

Fleet
7 New Front-Line Units

27 Units in Service Daily

Staffing
84 New Firefighters

309 Total Personnel

IMPACT

Consistent with AP Triton's concurrency modeling, the addition of seven new frontline units provides capacity to absorb approximately **15,000 to 17,000** calls annually, directly reducing unit saturation and improving system availability.

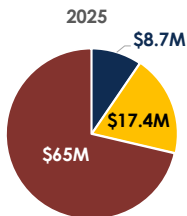


11

RiversideCA.gov/Fire

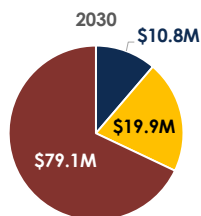
FUNDING STRATEGY TO SUSTAIN EMERGENCY RESPONSE PERFORMANCE

PHASE 1

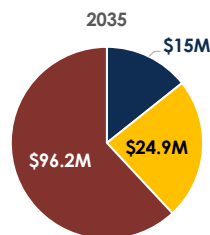


General Fund Budget	\$65M
Capital Debt Service	\$8.7M
New Personnel	\$17.4M

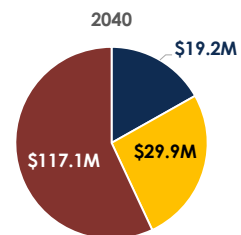
PHASE 2



General Fund Budget	\$79.1M
Capital Debt Service	\$10.8M
New Personnel	\$19.9M



General Fund Budget	\$96.2M
Capital Debt Service	\$15.0M
New Personnel	\$24.9M



General Fund Budget	\$117.1M
Capital Debt Service	\$19.2M
New Personnel	\$29.9M

Total Capital Investment - \$293.4M



12

RiversideCA.gov/Fire

RECOMMENDATIONS

That the Safety, Wellness, and Youth Committee

1. Receive and provide input on the Fire Department's Master Plan Phase 1 implementation.
-

