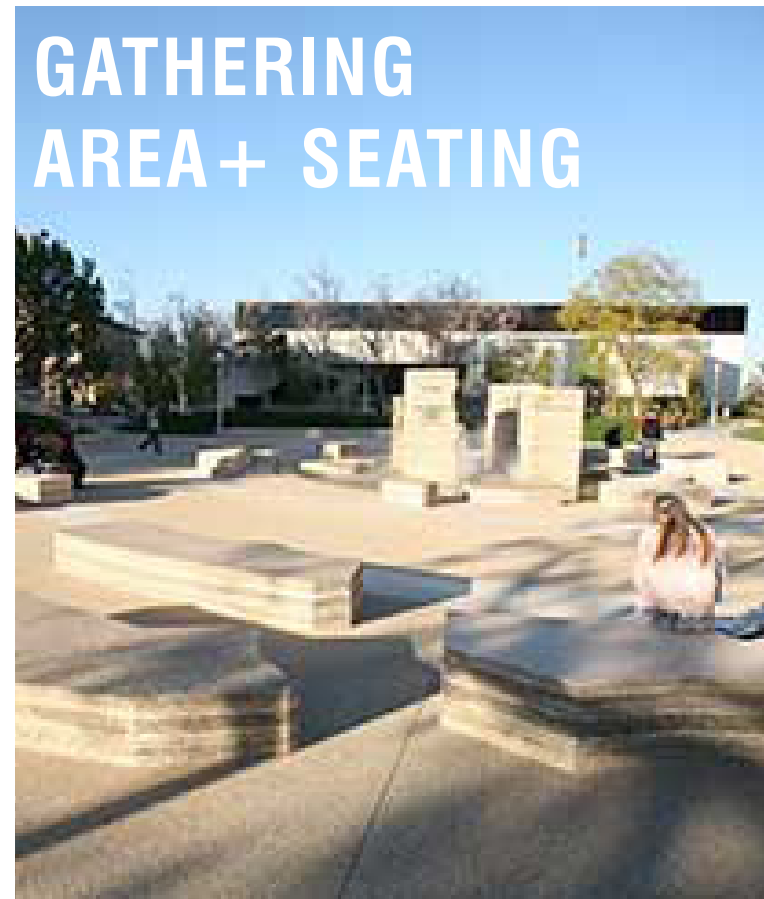
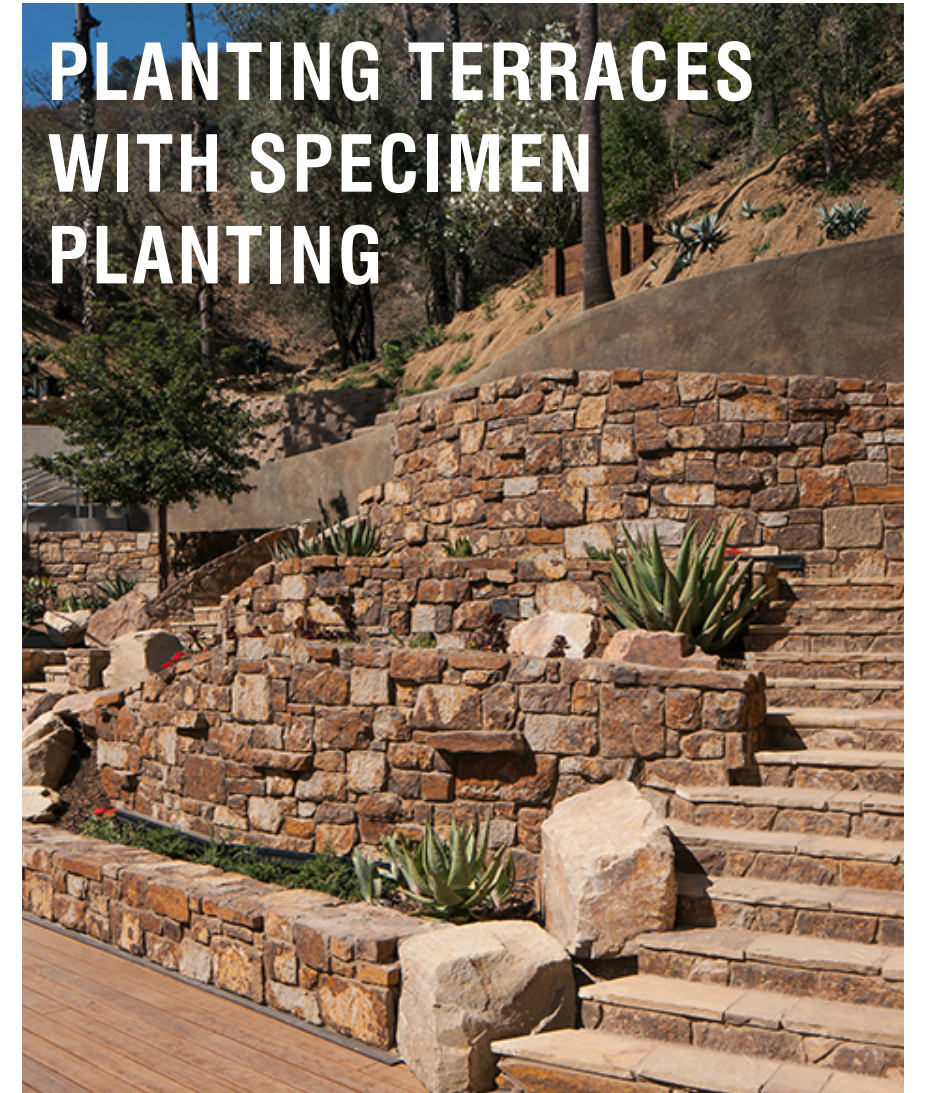
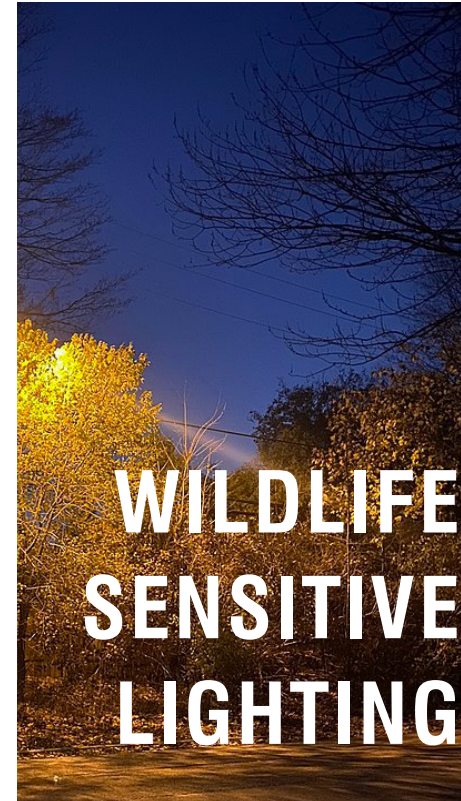




CARLSON PARK AND SAINT FRANCIS FALLS

COMMUNITY OUTREACH
CARLSON PARK + ST. FRANCIS FALLS: A HIGH INTEREST IN **PASSIVE + ARTFUL ELEMENTS**



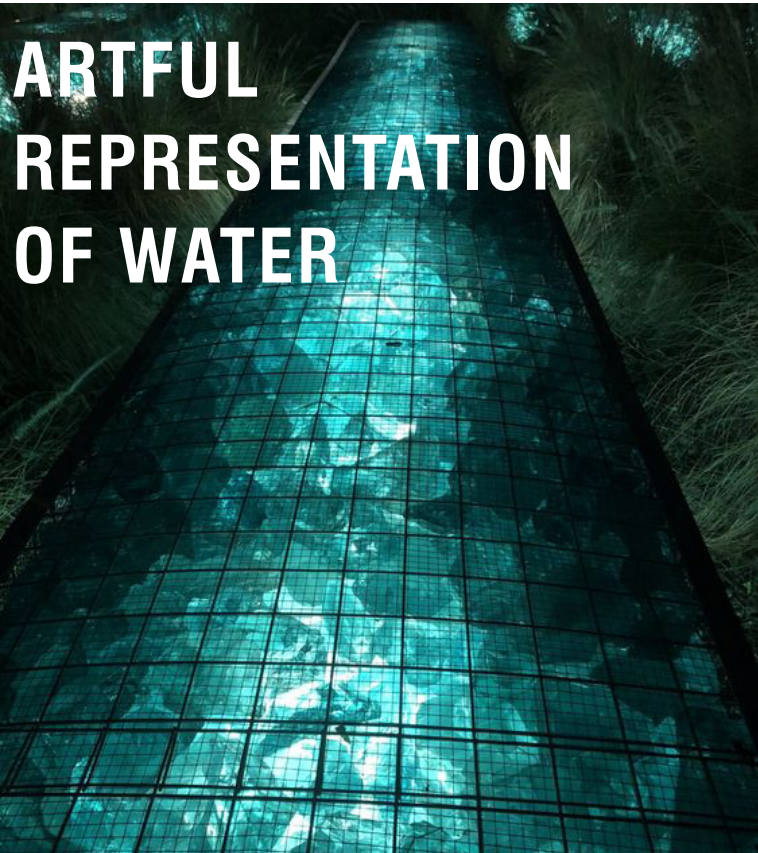
CARLSON PARK + ST. FRANCIS FALLS: ADDITIONAL PROGRAM



TERRACED PLANTING



SUPERGRAPHIC AT PARKING



ARTFUL REPRESENTATION OF WATER



WILDLIFE VIEWING



FLEXIBLE EVENT SPACES



DROUGHT TOLERANT PLANTING



INTERACTIVE ROCK WALK



BIOSWALE

CARLSON PARK + ST. FRANCIS FALLS: MASTERPLAN

EXISTING TOWER

ENLARGED SWALE

UNFENCED EDGE

BIKE RACKS

BOULDERS

NEW TREES + PLANTING
SHADED SEATING

BRIDGE W/ SEATING
AND EDUCATIONAL
SIGNAGE

OPTION FOR HISTORIC
NEON SIGN

ENHANCED PAVING

EXISTING TOWER

HISTORIC DRINKING
FOUNTAIN

BIKE RACKS AND
WATER FOUNTAIN

GATE AND FENCE LINE

14' WIDE
MAINTENANCE ACCESS

 PEDESTRIAN ACCESS

 EMERGENCY ACCESS

 VEHICULAR ACCESS

TRAIL+
SIGNAGE

REALIGNMENT OF DRIVE
AISLE, RELOCATE SMALL
DOG PLAY AREA

EXISTING
BALUSTRADE TO BE
REMOVED

DEDICATED FOOD TRUCK AND
VENDOR KIOSKS / BUS/SHUTTLE
DROP OFF AREA

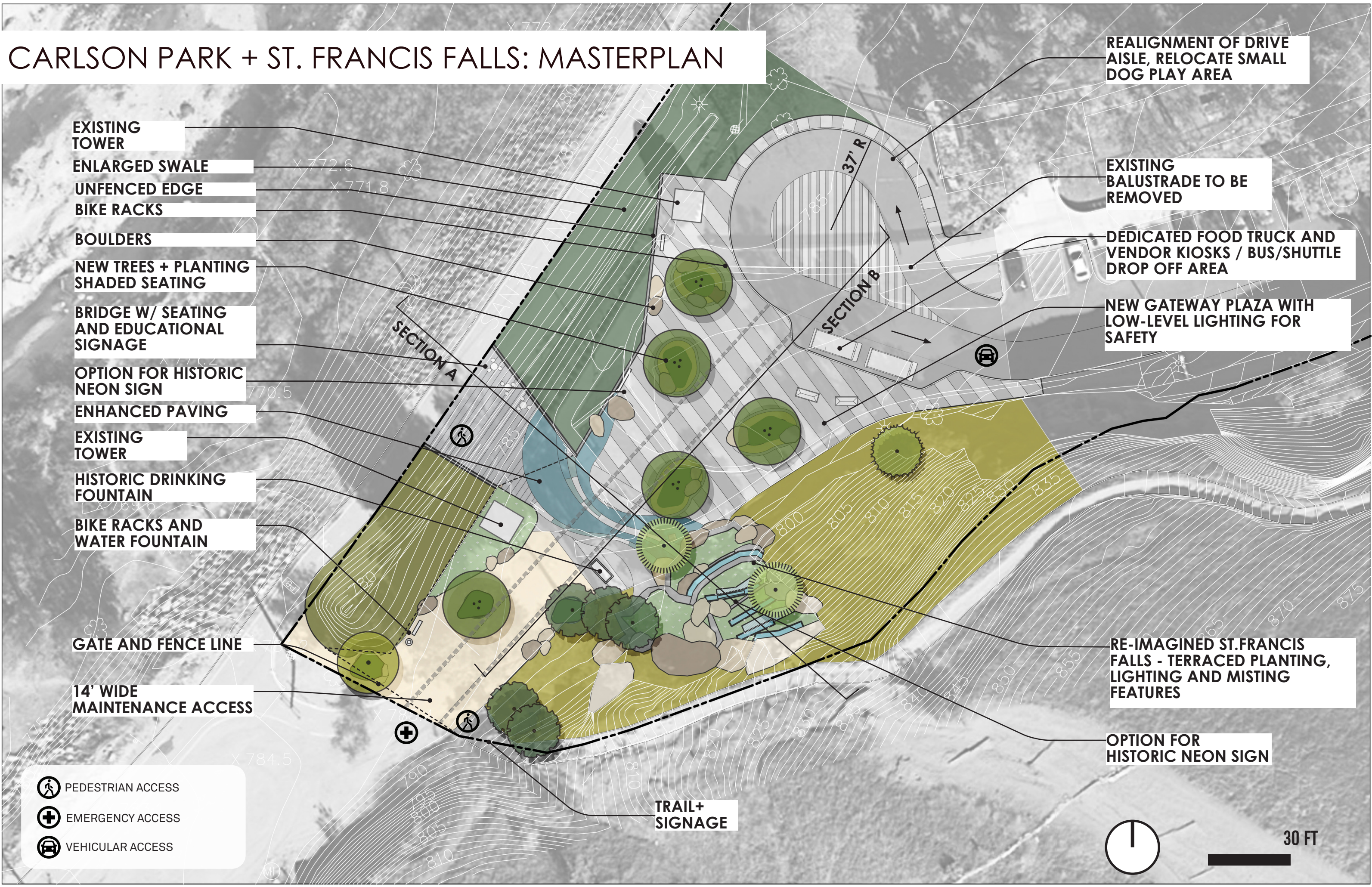
NEW GATEWAY PLAZA WITH
LOW-LEVEL LIGHTING FOR
SAFETY

RE-IMAGINED ST.FRANCIS
FALLS - TERRACED PLANTING,
LIGHTING AND MISTING
FEATURES


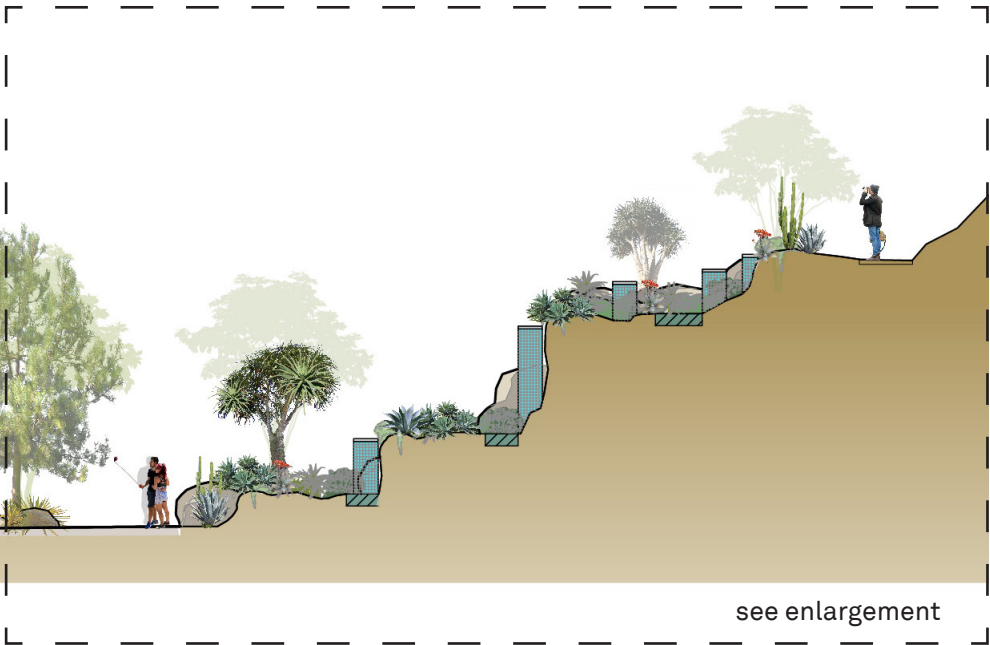
OPTION FOR
HISTORIC NEON SIGN



30 FT



CARLSON PARK + ST. FRANCIS FALLS SITE SECTIONS



see enlargement

**SANTA ANA
RIVER TRAIL**

**BRIDGE
STORMWATER SWALE
EDUCATION SIGNAGE**

**NEW PLAZA
SITE LIGHTING**

**RE-IMAGINED
ST FRANCIS FALLS
SPECIMEN PLANTING
ART + LIGHTING**

**TRAIL
LOOKOUT**

SECTION A



**DG AREA WITH EXISTING CANOPY
SEATING
DRINKING FOUNTAIN AND BIKE
AMENITIES
TRAIL ACCESS
SIGNAGE**

**BRIDGE
GATEWAY TO
SANTA ANA RIVER
TRAIL**


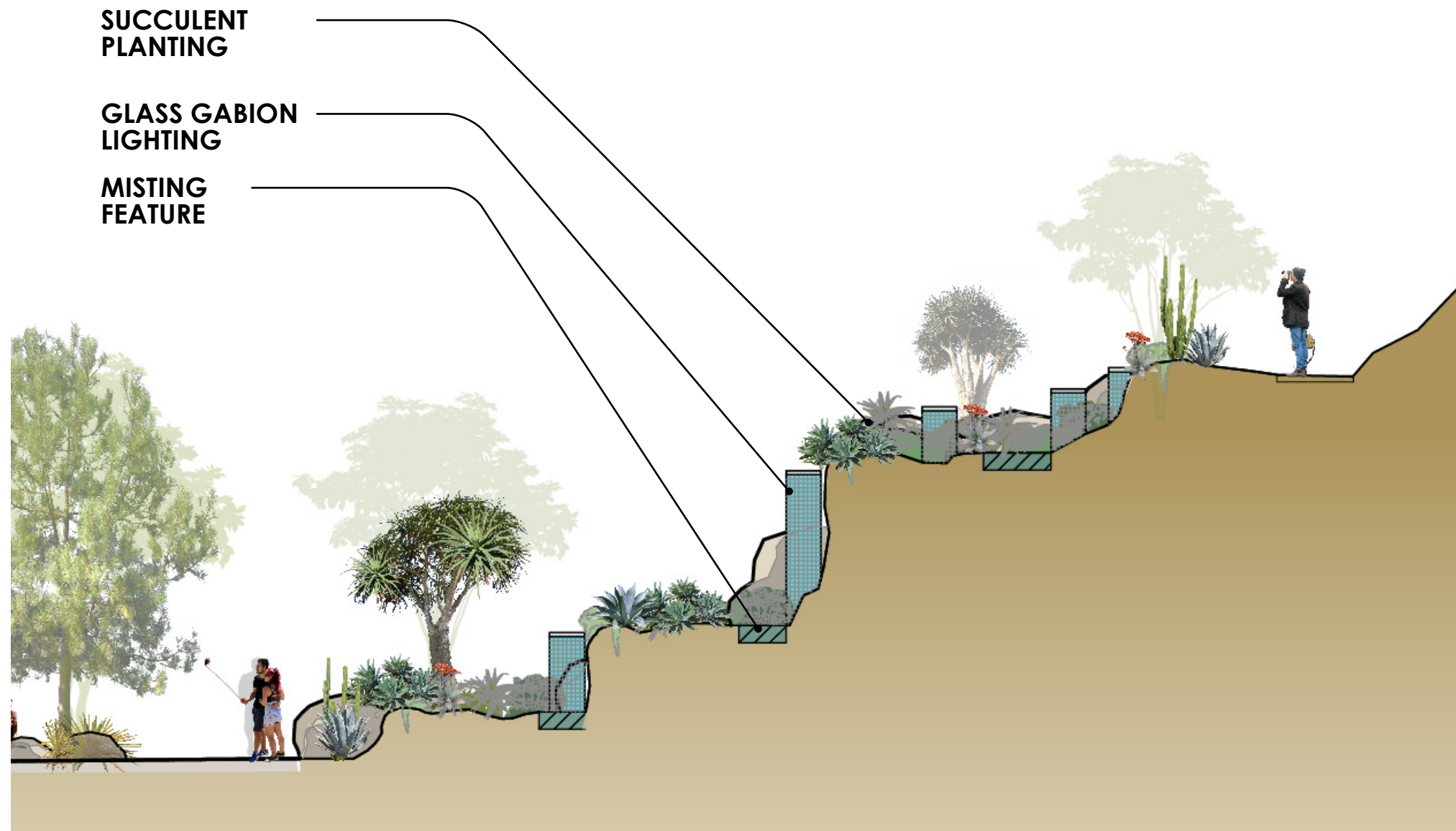
**NEW PLAZA
HISTORIC NEON SIGN
VENDOR AREA
SITE LIGHTING**

SECTION B

16 FT



ST. FRANCIS FALLS SECTION ENLARGEMENT



8 FT



CARLSON PARK + ST. FRANCIS FALLS: PLANTING PALETTE

SHADE TREES



FRAXINUS VELUTINA



PLATANUS RACEMOSA



POPULUS FREMONTII



QUERCUS AGRIFOLIA



QUERCUS ENGELMANII

SMALL TREES



CHIOPSIS LINEARIS



CERCIS OCCIDENTALIS



PROSOPIS 'PHOENIX'

 PLANTS NATIVE TO RIVERSIDE FROM CALSCAPE

ACCENTS



ALOE STRIATA



HESPERALOE WHIPPLEI



OPUNTIA LITORALIS



AGAVE AMERICANA



AGAVE VILMORIANA



YUCCA ROSTRATA



AGAVE PARRYI



ALOE HERCULES



OPUNTIA BASILARIS

SHRUBS/GROUNDCOVERS



ENCELIA CALIFORNICA



ROSEMARY OFFICINALIS 'HUNTINGTON CARPET'



CALYLOPHUS BERLANDIERI



BACCHARIS PILULARIS 'PIGEON POINT'



SALVIA LEUCOPHYLLA



CEANOTHUS LEUCODERMIS



ERIOGONUM FASCICULATUM

SWALE



JUNCUS PATENS



CAREX DIVULSA



CHONDROPETALUM TECTORUM



BACCHARIS PILULARIS 'STARN THOMPSON'





SALIX LASIOLEPIS



ACHILLEA MILLEFOLIUM

CARLSON PARK + ST. FRANCIS FALLS: MATERIALS PALETTE



DECOMPOSED GRANITE (D.G.)
PLAZA TREE WELL, GATEWAY PLAZA

STONE (COBBLE, BOULDERS)
SEATING, SWALE, GABION, TERRACED WALLS

CONCRETE
CONCRETE PAVERS/ STREET BOND PAVEMENT COATING

STEEL
PEDESTRIAN BRIDGE/SIGNAGE

GLASS
GABION/PAVING